



# Personal Health Choices

University of Nevada Las Vegas  
Center for Health Information Analysis  
&

Nevada Department of Health and Human Services  
Division of Health Care Financing and Policy



BOOK 1  
GENERAL ACUTE CARE HOSPITALS  
Thirtieth Edition



# Table of Contents

Foreword	i
Acknowledgments	ii
Introduction	iii
Factors to Consider in Reviewing this Report	iv
General Acute Care Hospitals	v
Listing of DRG Groups (Reports)	vi - viii
Discussion and Graphics: 75 Diagnostic Related Groups	1 - 150

## Foreword

Personal Health Choices is a joint publication of the Center for Health Information Analysis (CHIA) and the Nevada Department of Health and Human Services, Division of Health Care Financing and Policy. This report presents general acute care hospital inpatient discharge billing records data for 75 common Medicare Severity Diagnosis-Related Groups (MS-DRG) as reported by 36 of Nevada's acute care hospitals that discharged patients within the period of 2013 to 2017.

The data are available through the standard Uniform Billing form, which is utilized by hospitals to bill for their hospital charges. The data include patients who were admitted to a hospital as an inpatient, but do not include patients who were treated and released from the emergency room. It includes information about patients discharged from non-federal hospitals in Nevada. The data identify billed charges, not the actual payments received by the hospital.

The data were compiled by CHIA using information from inpatient hospital billing records. This information was gathered and analyzed as part of a contractual agreement between the Department of Health and Human Services and the University under the authority granted in Section 439B of the Nevada Revised Statutes. CHIA reviews the data and requests corrections when errors are found. It is not possible to detect all errors. CHIA is not responsible for errors that cannot be found by a review.

An electronic copy of this publication can be downloaded from <http://www.nevadacomparecare.net/static-choices.php>

Nevada Department of Health and Human Services  
Division of Health Care Financing and Policy  
1100 East William Street, Suite 101  
Carson City, NV 89701  
Telephone: (775) 684-3676

Personal Health Choices  
Thirtieth, 2013-2017  
Published June, 2018



The Great Seal of the State of Nevada is a large, faint watermark in the background. It features a circular border with the text "THE GREAT SEAL OF THE STATE OF NEVADA" and "ALL FOR OUR COUNTRY" at the bottom. Inside the border is a central emblem depicting a landscape with a mountain, a river, and a plow, surrounded by stars.

**PERSONAL HEALTH CHOICES: 2013-2017**

**Book 1 - Acute Care Hospitals - Inpatient**

**ACKNOWLEDGMENTS**

**Department of Health and Human Services**

**Richard Whitley, MS, Director**

**University of Nevada, Las Vegas, School of Community Health Sciences**

**Shawn Gerstenberger, PhD, Dean**

**Center for Health Information Analysis**

**Joseph Greenway, MPH, Director**

**Division of Health Care Financing and Policy**

**Marta Jensen, Administrator**

## Introduction

This thirtieth edition, Book 1 of Personal Health Choices compares 36 of Nevada's general acute care hospitals with respect to 75 common medical diagnoses and surgical procedures, defined by Medicare Severity Diagnosis Related Groups (MS-DRGs: see below). The definitions to all DRGs can be found on the narrative page for each DRG. Each diagnosis and procedure in this publication may be based on an individual DRG or multiple related DRGs.

### THE DIAGNOSIS RELATED GROUP (DRG) SYSTEM

Diagnosis Related Group (DRG), is a classification system that is based on principal and secondary disease diagnoses, medical and surgical procedures, complications, comorbidities (coexisting conditions), age and discharge status. The DRG system is complex in its construction, and is based upon documentation in the patient's medical record. DRGs are divided into 25 exclusive categories referred to as major diagnostic categories (MDCs). DRGs enable hospitals to recover the appropriate reimbursement for services rendered, evaluate the quality of care and assist in evaluating utilization of services. The DRGs classify patients with similar utilization of hospital resources and length of stay patterns. Each DRG represents the average resources needed to treat patients grouped to that DRG compared to the national average of resources to treat all Medicare patients. Hospitals are reimbursed at a flat rate based on the theory that patients with similar illnesses undergoing similar procedures will require similar care. The primary outcome of the DRG system is the more efficiently a hospital delivers care, the greater its operating margin will be.

### INFORMATION LEVEL

Personal Health Choices is intended as a source of information regarding the billed charges of hospitals in Nevada, and should not be construed as a definitive guide for selecting a hospital in order to receive inpatient medical care. The financial information in this report is based on billed charges rather than the amount actually collected on discharged patients per DRG. Billed charges and collected charges can differ significantly. This report provides the reader information about one component of healthcare pricing - inpatient hospitalization. Hospital outpatient services as well as professional physician and other non-hospital inpatient ancillary healthcare services are not covered in this report.

CREDIT DUE: Google ([www.google.com](http://www.google.com)) and Medical Dictionary (<http://medical-dictionary.thefreedictionary.com>) were used to obtain definitions for medical terms.

## Factors

The information provided in this report is formatted to present narrative and tabular data on the first page and detailed tabular data on the second. This report covers a five-year trend line for DRG-related data. DRGs are sometimes broken down by age factors and/or presence of comorbidity. Comorbidity or comorbid conditions are defined as two or more coexisting medical conditions.

The first page of each selected DRG presents gender and age breakdowns of the overall hospital inpatient population, factored by the total number of discharges, average length of hospital stay and average billed charges. The age categories consist of 0-17, 18-35, 36-49, 50-64, and 65+. The narrative information on the first page for each DRG is based on the available data and may contain information on specific diagnoses and surgical procedures involved in the treatment of the patient. These diagnoses and procedures may not always be directly related to the primary ailment. The second page examines specific hospitals in Clark, Washoe and the Rural counties with regard to total discharges, average length of stays, and average billed charges.

It should be noted that, when comparing hospitals to average length of stay and billed charges, information based on small numbers of cases cannot provide a reliable statistical base upon which information can reflect a given hospital's experience. Further, physician charges (including those of surgeons) are normally separate from hospital charges, except in rural areas where some physician services -- such as radiology, anesthesia, and laboratory tests -- may be included in the hospital charges.

The Center for Health Information Analysis (CHIA) receives patient bill records directly from all the hospitals. These data are reviewed, and if errors are found, a resend is requested. Missing or out of range fields as well as statistical mixes of fields such as payer, gender, and race are looked at in the review.

## GENERAL ACUTE CARE HOSPITALS

Hospital Name	Address	Phone	County
Battle Mountain General Hospital	535 Humboldt St., Battle Mountain, NV 89820	(775) 635-2550	Lander
Boulder City Hospital	901 Adams Blvd., Boulder City, NV 89005	(702) 293-4111	Clark
Carson Tahoe Regional Medical Center	1600 Medical Pkwy., Carson City, NV 89703	(775) 445-8000	Carson
Carson Valley Medical Center	1107 Highway 395, Gardnerville, NV 89410	(775) 782-1500	Douglas
Centennial Hills Hospital Medical Center	6900 N. Durango Dr., Las Vegas, NV 89149	(702) 835-9700	Clark
Churchill Community Hospital	801 E. Williams Ave., Fallon, NV 89406	(775) 423-3151	Churchill
Desert Springs Hospital Medical Center	2075 E. Flamingo Rd., Las Vegas, NV 89119	(702) 733-8800	Clark
Desert View Regional Medical Center	360 S. Lola Ln., Pahrump, NV 89048	(775) 751-7500	Nye
Grover C. Dils Medical Center	700 N. Spring St., Caliente, NV 89008	(775) 726-3171	Lincoln
Henderson Hospital Medical Center	1050 W. Galleria Dr., Henderson, NV 89011	(702) 963-7000	Clark
Humboldt General Hospital	118 E. Haskell St., Winnemucca, NV 89445	(775) 623-5222	Humboldt
Incline Village Community Hospital	880 Alder Ave., Incline Village, NV 89451	(775) 833-4100	Washoe
Mesa View Regional Hospital	1299 Bertha Howe Ave., Mesquite, NV 89027	(702) 346-8040	Clark
Mount Grant General Hospital	1st & A St., Hawthorne, NV 89415	(775) 945-2461	Mineral
Mountain View Hospital	3100 N. Tenaya Way, Las Vegas, NV 89128	(702) 962-5000	Clark
Mountain's Edge Hospital	8656 W. Patrick Ln., Las Vegas, NV 89148	(702) 777-7100	Clark
North Vista Hospital	1409 E. Lake Mead Blvd., North Las Vegas, NV 89030	(702) 649-7711	Clark
Northeastern Nevada Regional Hospital	2001 Errecart Blvd., Elko, NV 89801	(775) 738-5151	Elko
Northern Nevada Medical Center	2375 E. Prater Way, Sparks, NV 89434	(775) 331-7000	Washoe
Nye Regional Medical Center (CLOSED In 2015)	825 Erie Main St., Tonopah, NV 89409	(775) 482-6233	Nye
Pershing General Hospital	855 6th St., Lovelock, NV 89419	(775) 273-2621	Pershing
Renown Regional Medical Center	1155 Mill St., Reno, NV 89502	(775) 982-4100	Washoe
Renown South Meadows Medical Center	10101 Double R Blvd., Reno, NV 89521	(775) 982-7000	Washoe
Saint Mary's Regional Medical Center	235 W. Sixth St., Reno, NV 89503	(775) 770-3000	Washoe
Saint Rose Dominican Hospitals Rose de Lima Campus	102 E. Lake Mead Dr., Henderson, NV 89015	(702) 564-2622	Clark
Saint Rose Dominican Hospitals San Martin Campus	8280 W. Warm Springs Rd., Las Vegas, NV 89113	(702) 492-8000	Clark
Saint Rose Dominican Hospitals Siena Campus	3001 St. Rose Pkwy., Henderson, NV 89052	(702) 616-5000	Clark
*Sierra Surgery Hospital	1400 Medical Pkwy., Carson City, NV 89703	(775) 445-6471	Carson
South Lyon Medical Center	213 Whitacre St., Yerington, NV 89447	(775) 463-2301	Lyon
Southern Hills Hospital & Medical Center	9300 W. Sunset Rd., Las Vegas, NV 89148	(702) 916-5000	Clark
Spring Valley Hospital Medical Center	5400 S. Rainbow Blvd., Las Vegas, NV 89118	(702) 853-3000	Clark
Summerlin Hospital Medical Center	657 Town Center Dr., Las Vegas, NV 89144	(702) 233-7000	Clark
Sunrise Hospital & Medical Center	3186 S. Maryland Pkwy., Las Vegas, NV 89109	(702) 731-8000	Clark
University Medical Center of Southern Nevada	1800 W. Charleston Blvd., Las Vegas, NV 89102	(702) 383-2000	Clark
Valley Hospital Medical Center	620 Shadow Ln., Las Vegas, NV 89106	(702) 388-4000	Clark
William Bee Ririe Hospital	1500 Avenue H, Ely, NV 89301	(775) 289-3001	White Pine

\*Sierra Surgery Hospital closed and became part of Carson Tahoe Regional Medical Center on 4/1/2015.

### Listing of DRG Groups (Reports)

<b>MSDRGs</b>	<b>Group Name</b>	<b>MDC</b>	<b>Pages</b>
056-057	Degenerative Nervous System Disorders	01	1-2
058-060	Multiple Sclerosis & Cerebellar Ataxia	01	3-4
061-063	Acute Ischemic Stroke With Use Of Thrombolytic Agent	01	5-6
064-066	Intracranial Hemorrhage Or Cerebral Infarction	01	7-8
069	Transient Ischemia	01	9-10
088-090	Concussion	01	11-12
163-165	Major Chest Procedures	04	13-14
177-179	Respiratory Infections & Inflammations	04	15-16
180-182	Respiratory Neoplasms	04	17-18
183-185	Major Chest Trauma	04	19-20
189	Pulmonary Edema & Respiratory Failure	04	21-22
190-192	Chronic Obstructive Pulmonary Disease	04	23-24
193-195	Simple Pneumonia & Pleurisy	04	25-26
202-203	Bronchitis & Asthma	04	27-28
216-221	Cardiac Valve & Other Major Cardiothoracic Procedures	05	29-30
231-232	Coronary Bypass With PTCA	05	31-32
233-236	Coronary Bypass	05	33-34
237-238,268-272	Major Cardiovascular Procedures	05	35-36
242-244	Permanent Cardiac Pacemaker Implant	05	37-38
280-282	Acute Myocardial Infarction, Discharged Alive	05	39-40
283-285	Acute Myocardial Infarction, Expired	05	41-42
291-293	Heart Failure & Shock	05	43-44
296-298	Cardiac Arrest, Unexplained	05	45-46
299-301	Peripheral Vascular Disorders	05	47-48
302-303	Atherosclerosis	05	49-50



### Listing of DRG Groups (Reports)

<b>MSDRGs</b>	<b>Group Name</b>	<b>MDC</b>	<b>Pages</b>
304-305	Hypertension	05	51-52
306-307	Cardiac Congenital & Valvular Disorders	05	53-54
308-310	Cardiac Arrhythmia & Conduction Disorders	05	55-56
311	Angina Pectoris	05	57-58
313	Chest Pain	05	59-60
326-328	Stomach, Esophageal & Duodenal Procedures	06	61-62
329-331	Major Small & Large Bowel Procedures	06	63-64
332-334	Rectal Resection	06	65-66
338-343	Appendectomy	06	67-68
344-346	Minor Small & Large Bowel Procedures	06	69-70
350-352	Inguinal & Femoral Hernia Procedures	06	71-72
353-355	Hernia Procedures Except Inguinal & Femoral	06	73-74
377-379	Gastrointestinal Hemorrhage	06	75-76
380-384	Peptic Ulcer	06	77-78
385-387	Inflammatory Bowel Disease	06	79-80
388-390	Gastrointestinal Obstruction	06	81-82
411-416	Cholecystectomy - Nonlaparoscopic	07	83-84
417-419	Cholecystectomy - Laparoscopic	07	85-86
432-434	Cirrhosis & Alcoholic Hepatitis	07	87-88
480-482	Hip & Femur Procedures Except Major Joint	08	89-90
485-489	Knee Procedures	08	91-92
490-491,518-520	Back & Neck Procedures Except Spinal Fusion	08	93-94
551-552	Medical Back Problems	08	95-96
582-583	Mastectomy For Malignancy	09	97-98
619-621	Operating Room Procedures For Obesity	10	99-100

### Listing of DRG Groups (Reports)

<b>MSDRGs</b>	<b>Group Name</b>	<b>MDC</b>	<b>Pages</b>
637-639	Diabetes	10	101-102
643-645	Endocrine Disorders	10	103-104
656-658	Kidney & Ureter Procedures For Neoplasm	11	105-106
659-661	Kidney And Ureter Procedures For Non-Neoplasm	11	107-108
665-667	Prostatectomy	11	109-110
682-684	Renal Failure	11	111-112
685	Admit For Renal Dialysis	11	113-114
686-688	Kidney & Urinary Tract Neoplasms	11	115-116
689-690	Kidney And Urinary Tract Infections	11	117-118
691-694	Urinary Stones	11	119-120
765	Cesarean Section With Complications	14	121-122
766	Cesarean Section Without Complications	14	123-124
774	Vaginal Delivery With Complicating Diagnoses	14	125-126
775	Vaginal Delivery Without Complicating Diagnoses	14	127-128
780	False Labor	14	129-130
791	Prematurity With Major Problems	15	131-132
795	Normal Newborn	15	133-134
856-858,862-863	Postoperative Or Post-Traumatic Infections	18	135-136
865-866	Viral Illness	18	137-138
870-872	Septicemia Or Severe Sepsis	18	139-140
881	Depressive Neuroses	19	141-142
895-897	Alcohol/Drug Abuse Or Dependence	20	143-144
913-914	Traumatic Injury	21	145-146
915-916	Allergic Reactions	21	147-148
917-918	Poisoning & Toxic Effects Of Drugs	21	149-150

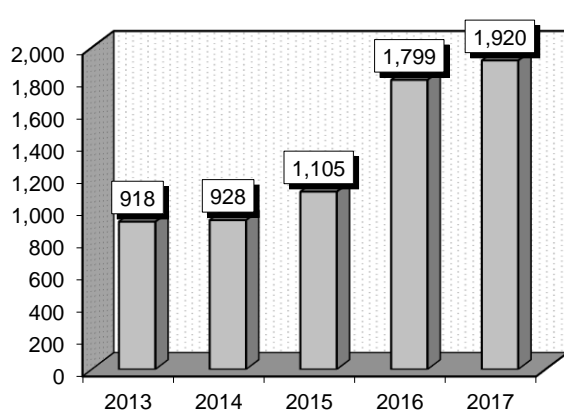
### Degenerative Nervous System Disorders (056-057)

**Diagnoses:** that frequently accompanied Degenerative Nervous System Disorders were: 1) Alzheimer's disease (3310), 2) Unspecified essential hypertension (4019), 3) Paralysis agitans (3320), 4) Hemiplegia, unspecified, affecting unspecified side (34290), 5) Dementia with lewy bodies (33182).

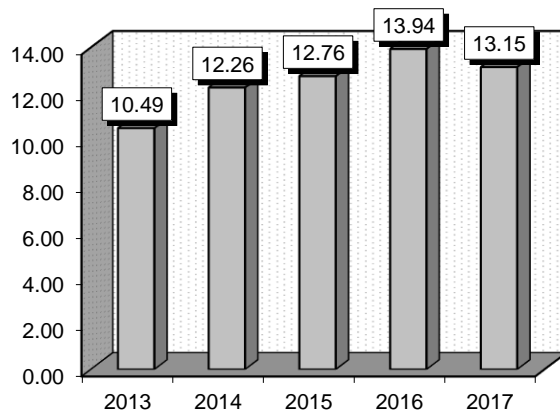
**Definitions:** **Alzheimer's disease:** A progressive, degenerative disorder that attacks the brain's nerve cells, or neurons, resulting in loss of memory, thinking and language skills, and behavioral changes. **Hypertension:** High blood pressure. **Hemiplegia:** Paralysis of one side of the body. **Dementia:** A general term for a decline in mental ability severe enough to interfere with daily life. Memory loss is an example. Alzheimer's is the most common type of dementia.

Gender	2013			2014			2015			2016			2017		
	Cases	Avg LOS	Avg Bill	Cases	Avg LOS	Avg Bill	Cases	Avg LOS	Avg Bill	Cases	Avg LOS	Avg Bill	Cases	Avg LOS	Avg Bill
Male	446	10.09	\$64,653	425	10.60	\$71,066	538	12.60	\$87,981	909	14.08	\$107,208	1,004	12.47	\$102,862
Female	472	10.87	\$66,973	503	13.67	\$78,886	567	12.90	\$92,798	890	13.79	\$97,418	916	13.90	\$110,973
Age Group	Cases	Avg LOS	Avg Bill	Cases	Avg LOS	Avg Bill	Cases	Avg LOS	Avg Bill	Cases	Avg LOS	Avg Bill	Cases	Avg LOS	Avg Bill
0-17	7	4.57	\$53,887	5	5.60	\$62,779	10	2.40	\$31,455	16	2.75	\$37,221	14	7.29	\$66,321
18-35	37	4.51	\$71,929	32	5.47	\$92,175	37	4.86	\$76,039	53	7.94	\$104,607	49	5.31	\$86,989
36-49	44	3.95	\$53,245	64	4.75	\$64,419	85	6.87	\$86,642	121	9.48	\$98,987	132	8.76	\$112,234
50-64	140	7.37	\$64,407	120	12.75	\$75,270	186	11.49	\$92,154	341	14.19	\$110,375	399	12.84	\$110,773
65+	690	11.92	\$66,737	707	13.21	\$75,621	787	14.19	\$91,889	1,268	14.69	\$101,262	1,326	14.03	\$106,124
<b>Total</b>	<b>918</b>	<b>10.49</b>	<b>\$65,846</b>	<b>928</b>	<b>12.26</b>	<b>\$75,304</b>	<b>1,105</b>	<b>12.76</b>	<b>\$90,453</b>	<b>1,799</b>	<b>13.94</b>	<b>\$102,365</b>	<b>1,920</b>	<b>13.15</b>	<b>\$106,732</b>

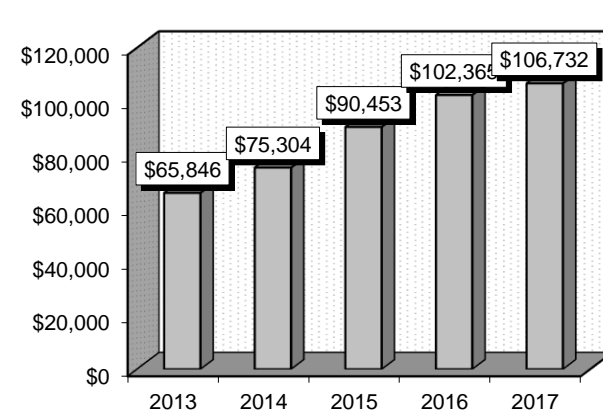
Patient Discharges (Cases)



Average Length of Stay (Avg LOS)



Average Billed Charges (Avg Bill)



County / Hospital	2013			2014			2015			2016			2017		
	Cases	Avg LOS	Avg Bill	Cases	Avg LOS	Avg Bill	Cases	Avg LOS	Avg Bill	Cases	Avg LOS	Avg Bill	Cases	Avg LOS	Avg Bill
<b>Clark</b>															
Centennial Hills	25	4.52	\$73,922	25	5.52	\$80,814	35	3.66	\$64,577	33	5.64	\$93,330	55	4.49	\$97,983
Desert Springs	45	11.71	\$66,933	55	15.85	\$81,748	82	11.52	\$72,141	135	16.09	\$92,743	155	13.34	\$91,888
Henderson Hospital	0	0.00	\$0	0	0.00	\$0	0	0.00	\$0	0	0.00	\$0	12	3.17	\$63,719
Mountain View	59	4.46	\$55,770	50	4.34	\$62,881	90	8.39	\$81,607	200	11.54	\$109,246	185	10.70	\$105,123
Mountain's Edge	0	0.00	\$0	0	0.00	\$0	1	6.00	\$17,652	20	12.30	\$81,226	28	15.75	\$119,598
North Vista	22	14.77	\$48,937	9	46.00	\$118,635	16	12.13	\$60,774	18	7.33	\$32,604	19	8.05	\$46,601
Southern Hills	72	12.08	\$53,302	78	11.38	\$48,190	98	10.97	\$64,071	98	12.14	\$71,241	129	10.71	\$71,743
Spring Valley	24	3.92	\$39,703	29	5.48	\$75,975	53	10.08	\$102,108	145	13.38	\$104,752	129	13.01	\$103,638
St. Rose-Rose de Lima	14	2.93	\$40,420	13	6.62	\$56,713	26	16.96	\$141,335	106	16.89	\$119,935	66	18.89	\$139,800
St. Rose-San Martin	19	4.74	\$75,228	17	6.29	\$106,421	14	3.07	\$60,347	16	6.00	\$91,159	8	6.75	\$108,182
St. Rose-Siena	39	4.26	\$63,260	29	5.21	\$76,177	27	5.00	\$93,791	31	5.42	\$72,097	44	6.95	\$102,390
Summerlin	18	3.67	\$53,299	42	5.71	\$86,805	67	12.34	\$117,402	171	15.60	\$125,647	177	15.11	\$147,629
Sunrise	54	6.63	\$67,146	54	4.33	\$67,878	118	9.70	\$108,607	249	13.10	\$123,168	261	10.54	\$120,594
UMC	44	5.18	\$36,315	44	22.09	\$61,617	36	11.78	\$62,846	66	7.26	\$72,829	53	6.11	\$69,748
Valley	66	6.74	\$100,426	65	5.57	\$86,598	97	8.43	\$81,610	128	12.48	\$103,744	148	11.22	\$96,697
<b>Total</b>	<b>501</b>	<b>7.16</b>	<b>\$62,458</b>	<b>510</b>	<b>9.49</b>	<b>\$72,739</b>	<b>760</b>	<b>9.83</b>	<b>\$86,991</b>	<b>1,416</b>	<b>12.88</b>	<b>\$104,858</b>	<b>1,469</b>	<b>11.57</b>	<b>\$106,816</b>
<b>Washoe</b>															
Carson Tahoe	113	16.13	\$63,523	115	16.20	\$61,864	90	20.38	\$67,482	62	14.47	\$60,481	60	20.23	\$80,178
Northern Nevada	214	17.48	\$85,351	234	17.64	\$94,850	185	22.82	\$129,942	217	20.27	\$127,641	239	22.81	\$149,426
Renown Regional	39	7.72	\$50,288	25	8.84	\$68,207	29	7.69	\$60,423	46	7.20	\$46,818	73	11.52	\$54,654
Renown S. Meadows	5	3.20	\$20,557	2	2.00	\$13,129	1	1.00	\$20,361	7	3.43	\$17,742	19	4.42	\$31,022
Saint Mary's	26	3.81	\$51,361	15	5.80	\$63,369	24	5.29	\$55,184	20	7.10	\$34,196	28	6.07	\$57,470
Sierra Surgery	0	0.00	\$0	0	0.00	\$0	0	0.00	\$0	0	0.00	\$0	0	0.00	\$0
<b>Total</b>	<b>397</b>	<b>15.06</b>	<b>\$72,651</b>	<b>391</b>	<b>16.12</b>	<b>\$81,819</b>	<b>329</b>	<b>19.47</b>	<b>\$100,941</b>	<b>352</b>	<b>16.46</b>	<b>\$97,754</b>	<b>419</b>	<b>18.52</b>	<b>\$111,484</b>
<b>Rural</b>															
Battle Mountain	0	0.00	\$0	0	0.00	\$0	0	0.00	\$0	0	0.00	\$0	0	0.00	\$0
Boulder City	3	5.00	\$16,627	11	13.64	\$39,457	7	26.71	\$69,362	14	19.71	\$46,183	16	16.44	\$35,327
Carson Valley	0	0.00	\$0	1	2.00	\$12,395	0	0.00	\$0	0	0.00	\$0	2	16.50	\$67,018
Churchill	1	5.00	\$25,872	3	4.33	\$20,074	1	3.00	\$20,937	0	0.00	\$0	2	27.00	\$70,479
Desert View	1	1.00	\$3,125	4	3.50	\$25,490	4	3.00	\$15,969	6	5.17	\$28,941	2	3.50	\$19,207
Grover C. Dils	0	0.00	\$0	0	0.00	\$0	0	0.00	\$0	0	0.00	\$0	1	11.00	\$20,889
Humboldt	1	6.00	\$25,004	1	29.00	\$16,306	1	7.00	\$4,248	0	0.00	\$0	2	38.00	\$60,171
Incline Village	0	0.00	\$0	0	0.00	\$0	0	0.00	\$0	0	0.00	\$0	0	0.00	\$0
Mesa View	4	1.75	\$14,801	0	0.00	\$0	1	3.00	\$11,814	0	0.00	\$0	1	1.00	\$2,380
Mount Grant	2	4.50	\$13,618	0	0.00	\$0	0	0.00	\$0	2	309.00	\$7,595	0	0.00	\$0
Northeastern	6	3.17	\$17,000	6	4.17	\$25,402	2	3.00	\$20,421	8	11.38	\$49,070	5	6.40	\$51,705
Nye	1	1.00	\$299	0	0.00	\$0	0	0.00	\$0	0	0.00	\$0	0	0.00	\$0
Pershing	0	0.00	\$0	0	0.00	\$0	0	0.00	\$0	1	30.00	\$38,764	1	12.00	\$19,515
South Lyon	1	4.00	\$20,124	0	0.00	\$0	0	0.00	\$0	0	0.00	\$0	0	0.00	\$0
William Bee Ririe	0	0.00	\$0	1	3.00	\$16,951	0	0.00	\$0	0	0.00	\$0	0	0.00	\$0
<b>Total</b>	<b>20</b>	<b>3.35</b>	<b>\$15,637</b>	<b>27</b>	<b>8.74</b>	<b>\$29,418</b>	<b>16</b>	<b>13.63</b>	<b>\$39,203</b>	<b>31</b>	<b>33.74</b>	<b>\$40,862</b>	<b>32</b>	<b>15.28</b>	<b>\$40,634</b>
<b>All Counties</b>	<b>918</b>	<b>10.49</b>	<b>\$65,846</b>	<b>928</b>	<b>12.26</b>	<b>\$75,304</b>	<b>1,105</b>	<b>12.76</b>	<b>\$90,453</b>	<b>1,799</b>	<b>13.94</b>	<b>\$102,365</b>	<b>1,920</b>	<b>13.15</b>	<b>\$106,732</b>

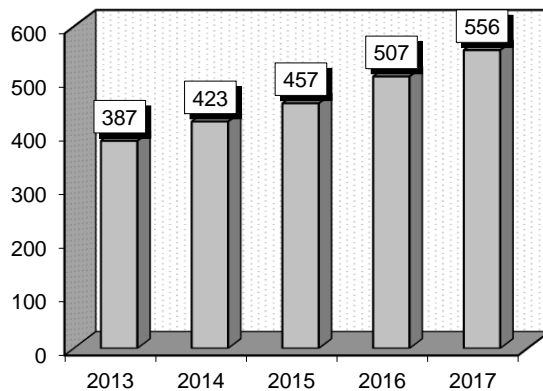
## Multiple Sclerosis & Cerebellar Ataxia (058-060)

**Diagnoses:** that frequently accompanied Multiple Sclerosis & Cerebellar Ataxia were: 1) Unspecified essential hypertension (4019), 2) Chronic pain syndrome (3384), 3) Abnormality of gait (7812), 4) Anxiety state, unspecified (30000), 5) Tobacco use disorder (3051), 6) Hemiplegia, unspecified, affecting unspecified side (34290).

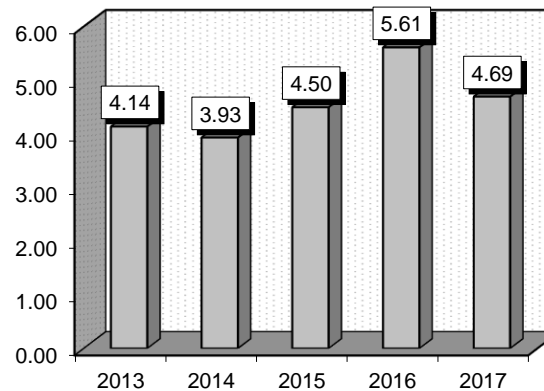
**Definitions:** **Multiple sclerosis:** A chronic degenerative disease of the central nervous system in which gradual destruction of myelin occurs in patches throughout the brain or spinal cord or both, interfering with the nerve pathways and causing muscular weakness, loss of coordination, and speech and visual disturbances. **Hypertension:** High blood pressure. **Neuromyelitis:** Also called Devic's disease, is a central nervous system disorder causing primarily swelling and inflammation of the eye nerves (optic neuritis) and the spinal cord (myelitis). **Myelin:** An insulating layer, or sheath, that forms around nerves, including those in the brain and spinal cord. It is made up of protein and fatty substances. **Hemiplegia:** Paralysis of one side of the body.

Gender	2013			2014			2015			2016			2017		
	Cases	Avg LOS	Avg Bill	Cases	Avg LOS	Avg Bill	Cases	Avg LOS	Avg Bill	Cases	Avg LOS	Avg Bill	Cases	Avg LOS	Avg Bill
Male	105	4.51	\$53,051	110	4.11	\$58,441	116	5.10	\$68,993	155	5.26	\$60,717	159	4.82	\$67,344
Female	282	4.00	\$47,686	313	3.87	\$57,534	341	4.29	\$62,420	352	5.77	\$69,480	397	4.64	\$76,148
Age Group	Cases	Avg LOS	Avg Bill	Cases	Avg LOS	Avg Bill	Cases	Avg LOS	Avg Bill	Cases	Avg LOS	Avg Bill	Cases	Avg LOS	Avg Bill
0-17	2	3.50	\$27,992	3	1.67	\$24,974	9	4.22	\$44,670	4	4.75	\$53,838	10	5.20	\$55,419
18-35	98	4.21	\$48,159	132	3.65	\$48,842	123	4.02	\$59,579	143	4.76	\$62,832	150	3.94	\$67,548
36-49	144	4.17	\$53,041	151	4.30	\$67,186	174	4.59	\$64,673	173	4.31	\$66,522	170	4.17	\$73,813
50-64	112	4.15	\$48,894	105	3.55	\$53,293	106	4.58	\$67,247	139	7.98	\$72,654	165	5.21	\$82,818
65+	31	3.74	\$36,391	32	4.78	\$67,926	45	5.31	\$70,600	48	6.08	\$63,761	61	6.54	\$66,213
<b>Total</b>	<b>387</b>	<b>4.14</b>	<b>\$49,142</b>	<b>423</b>	<b>3.93</b>	<b>\$57,770</b>	<b>457</b>	<b>4.50</b>	<b>\$64,089</b>	<b>507</b>	<b>5.61</b>	<b>\$66,801</b>	<b>556</b>	<b>4.69</b>	<b>\$73,630</b>

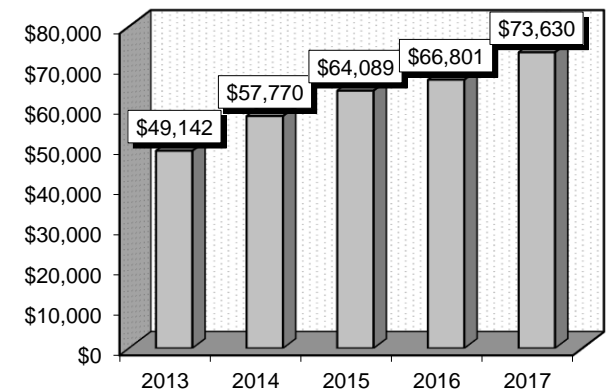
Patient Discharges (Cases)



Average Length of Stay (Avg LOS)



Average Billed Charges (Avg Bill)





County / Hospital	2013			2014			2015			2016			2017		
	Cases	Avg LOS	Avg Bill	Cases	Avg LOS	Avg Bill	Cases	Avg LOS	Avg Bill	Cases	Avg LOS	Avg Bill	Cases	Avg LOS	Avg Bill
<b>Clark</b>															
Centennial Hills	38	3.61	\$59,398	37	3.38	\$65,208	31	3.77	\$75,082	30	6.37	\$94,454	51	3.61	\$71,928
Desert Springs	18	5.61	\$52,634	22	4.05	\$56,307	40	6.03	\$68,046	40	5.23	\$60,904	46	7.13	\$92,081
Henderson Hospital	0	0.00	\$0	0	0.00	\$0	0	0.00	\$0	0	0.00	\$0	10	3.20	\$70,875
Mountain View	30	3.93	\$47,014	35	3.80	\$66,830	61	4.49	\$61,252	48	4.88	\$81,886	37	4.08	\$67,006
Mountain's Edge	0	0.00	\$0	0	0.00	\$0	0	0.00	\$0	0	0.00	\$0	8	5.25	\$21,382
North Vista	7	5.00	\$31,271	13	3.46	\$38,835	8	5.38	\$28,182	8	3.75	\$55,644	6	3.17	\$51,687
Southern Hills	9	2.00	\$27,369	18	3.94	\$69,266	15	3.67	\$72,157	20	3.55	\$64,770	29	4.17	\$80,439
Spring Valley	41	4.90	\$63,183	31	5.16	\$81,436	30	4.70	\$80,628	39	5.10	\$57,812	50	3.50	\$69,117
St. Rose-Rose de Lima	8	2.63	\$31,403	4	3.50	\$71,752	9	4.67	\$104,513	12	5.50	\$60,152	9	3.67	\$55,870
St. Rose-San Martin	10	3.60	\$31,806	21	3.71	\$61,728	22	4.50	\$75,565	15	3.40	\$56,764	13	3.31	\$50,694
St. Rose-Siena	18	4.72	\$56,876	11	2.91	\$45,084	23	3.52	\$43,845	31	3.39	\$46,405	19	3.53	\$55,609
Summerlin	29	4.97	\$68,548	30	4.47	\$80,377	47	4.64	\$84,696	61	5.52	\$103,920	76	6.03	\$119,405
Sunrise	36	5.25	\$59,933	54	3.24	\$42,348	44	4.89	\$64,425	39	5.00	\$66,894	46	5.83	\$76,240
UMC	24	3.96	\$27,426	34	3.82	\$29,429	20	5.40	\$42,087	27	4.26	\$44,997	28	5.00	\$59,471
Valley	46	3.00	\$55,656	47	3.72	\$62,503	59	3.93	\$66,432	57	4.88	\$67,922	52	4.46	\$82,934
<b>Total</b>	<b>314</b>	<b>4.20</b>	<b>\$52,954</b>	<b>357</b>	<b>3.81</b>	<b>\$58,774</b>	<b>409</b>	<b>4.56</b>	<b>\$67,728</b>	<b>427</b>	<b>4.87</b>	<b>\$70,824</b>	<b>480</b>	<b>4.78</b>	<b>\$79,458</b>
<b>Washoe</b>															
Carson Tahoe	7	3.43	\$21,748	1	1.00	\$7,203	1	3.00	\$31,709	13	4.38	\$40,401	12	1.83	\$15,239
Northern Nevada	2	3.50	\$28,601	4	3.25	\$36,882	1	2.00	\$29,639	6	6.33	\$72,357	3	3.33	\$54,392
Renown Regional	41	4.32	\$31,978	32	3.72	\$29,628	25	3.80	\$25,992	32	4.78	\$41,221	43	4.77	\$45,700
Renown S. Meadows	5	2.60	\$15,455	1	5.00	\$42,446	3	2.00	\$16,313	0	0.00	\$0	1	3.00	\$16,341
Saint Mary's	10	4.20	\$67,651	12	9.17	\$166,982	11	5.82	\$67,402	19	5.95	\$62,527	8	4.88	\$41,745
Sierra Surgery	0	0.00	\$0	0	0.00	\$0	0	0.00	\$0	0	0.00	\$0	0	0.00	\$0
<b>Total</b>	<b>65</b>	<b>4.05</b>	<b>\$34,990</b>	<b>50</b>	<b>4.96</b>	<b>\$62,981</b>	<b>41</b>	<b>4.15</b>	<b>\$36,622</b>	<b>70</b>	<b>5.16</b>	<b>\$49,521</b>	<b>67</b>	<b>4.16</b>	<b>\$39,723</b>
<b>Rural</b>															
Battle Mountain	0	0.00	\$0	0	0.00	\$0	0	0.00	\$0	0	0.00	\$0	0	0.00	\$0
Boulder City	0	0.00	\$0	2	1.50	\$3,296	0	0.00	\$0	2	9.00	\$19,506	2	11.00	\$30,048
Carson Valley	0	0.00	\$0	0	0.00	\$0	0	0.00	\$0	2	2.50	\$14,518	0	0.00	\$0
Churchill	1	3.00	\$13,368	2	5.50	\$21,283	0	0.00	\$0	0	0.00	\$0	0	0.00	\$0
Desert View	1	4.00	\$23,929	5	3.60	\$20,802	2	3.00	\$13,544	5	3.00	\$16,802	4	2.25	\$10,342
Grover C. Dils	0	0.00	\$0	0	0.00	\$0	0	0.00	\$0	0	0.00	\$0	0	0.00	\$0
Humboldt	1	1.00	\$14,290	1	1.00	\$9,911	1	3.00	\$22,178	0	0.00	\$0	1	2.00	\$12,449
Incline Village	0	0.00	\$0	0	0.00	\$0	0	0.00	\$0	0	0.00	\$0	0	0.00	\$0
Mesa View	0	0.00	\$0	0	0.00	\$0	0	0.00	\$0	0	0.00	\$0	2	2.50	\$11,615
Mount Grant	0	0.00	\$0	0	0.00	\$0	0	0.00	\$0	1	365.00	\$7,595	0	0.00	\$0
Northeastern	2	3.50	\$27,214	4	3.75	\$28,105	1	1.00	\$8,451	0	0.00	\$0	0	0.00	\$0
Nye	2	1.00	\$299	0	0.00	\$0	0	0.00	\$0	0	0.00	\$0	0	0.00	\$0
Pershing	0	0.00	\$0	0	0.00	\$0	0	0.00	\$0	0	0.00	\$0	0	0.00	\$0
South Lyon	0	0.00	\$0	0	0.00	\$0	0	0.00	\$0	0	0.00	\$0	0	0.00	\$0
William Bee Ririe	1	3.00	\$9,298	2	3.00	\$14,971	3	3.00	\$9,578	0	0.00	\$0	0	0.00	\$0
<b>Total</b>	<b>8</b>	<b>2.50</b>	<b>\$14,489</b>	<b>16</b>	<b>3.38</b>	<b>\$19,090</b>	<b>7</b>	<b>2.71</b>	<b>\$12,350</b>	<b>10</b>	<b>40.30</b>	<b>\$15,965</b>	<b>9</b>	<b>4.22</b>	<b>\$15,238</b>
<b>All Counties</b>	<b>387</b>	<b>4.14</b>	<b>\$49,142</b>	<b>423</b>	<b>3.93</b>	<b>\$57,770</b>	<b>457</b>	<b>4.50</b>	<b>\$64,089</b>	<b>507</b>	<b>5.61</b>	<b>\$66,801</b>	<b>556</b>	<b>4.69</b>	<b>\$73,630</b>

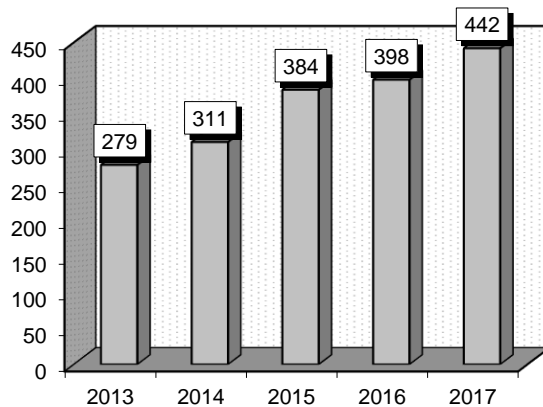
### Acute Ischemic Stroke With Use Of Thrombolytic Agent (061-063)

**Diagnoses:** that frequently accompanied Acute Ischemic Stroke With Use Of Thrombolytic Agent were: 1) Cerebral artery occlusion, unspecified with cerebral infarction (43491), 2) Hemiplegia, unspecified, affecting unspecified side (34290), 3) Unspecified essential hypertension (4019), 4) Other and unspecified hyperlipidemia (2724), 5) Aphasia (7843).

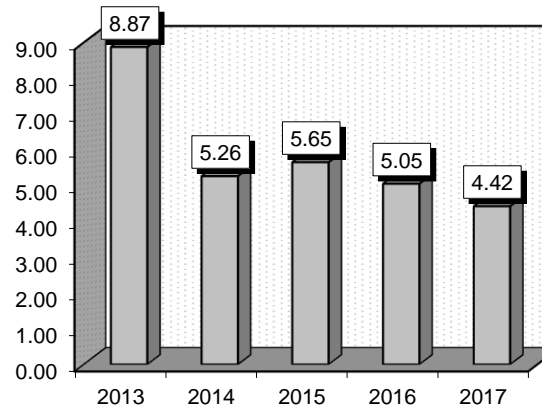
**Definitions:** **Ischemic stroke:** A stroke caused by diminished blood flow to a particular artery in the brain, e.g., as a result of a clot in the artery or an embolus lodging in the artery. **Ischemia:** An insufficient supply of blood to an organ, usually due to a blocked artery. **Hemiplegia:** Paralysis of one side of the body. **Thrombosis:** Formation of a clot in the blood that either blocks, or partially blocks a blood vessel. The thrombus may lead to infarction, or death of tissue, due to a blocked blood supply. **Embolism:** The obstruction of a blood vessel by a foreign substance or a blood clot that travels through the bloodstream, lodging in a blood vessel, plugging the vessel. Foreign substances that can cause embolisms include air bubbles, amniotic fluid, globules of fat, clumps of bacteria, chemicals (such as talc), and drugs (mainly illegal ones). **Infarction:** Death of tissue from deprivation of its blood supply. **Stenosis:** The abnormal narrowing of a passage in the body. **Hyperlipidemia:** An abnormally high concentration of fats or lipids in the blood.

Gender	2013			2014			2015			2016			2017		
	Cases	Avg LOS	Avg Bill	Cases	Avg LOS	Avg Bill	Cases	Avg LOS	Avg Bill	Cases	Avg LOS	Avg Bill	Cases	Avg LOS	Avg Bill
Male	156	6.35	\$109,085	161	5.19	\$109,600	184	5.01	\$116,979	198	5.69	\$122,919	236	4.47	\$129,195
Female	123	12.07	\$142,700	150	5.34	\$110,336	200	6.25	\$118,243	200	4.43	\$122,981	206	4.37	\$132,276
Age Group	Cases	Avg LOS	Avg Bill	Cases	Avg LOS	Avg Bill	Cases	Avg LOS	Avg Bill	Cases	Avg LOS	Avg Bill	Cases	Avg LOS	Avg Bill
0-17	0	0.00	\$0	0	0.00	\$0	0	0.00	\$0	0	0.00	\$0	0	0.00	\$0
18-35	5	6.40	\$112,194	9	3.67	\$114,173	11	4.91	\$105,622	10	3.70	\$122,773	14	3.64	\$128,239
36-49	30	7.77	\$114,825	25	5.08	\$109,449	48	4.69	\$125,944	41	4.15	\$122,330	42	3.69	\$126,318
50-64	77	16.49	\$155,700	80	3.98	\$96,558	104	5.74	\$111,396	108	5.75	\$124,279	118	4.29	\$126,169
65+	167	5.63	\$111,226	197	5.88	\$115,267	221	5.86	\$119,369	239	4.95	\$122,463	268	4.64	\$133,396
<b>Total</b>	<b>279</b>	<b>8.87</b>	<b>\$123,905</b>	<b>311</b>	<b>5.26</b>	<b>\$109,955</b>	<b>384</b>	<b>5.65</b>	<b>\$117,638</b>	<b>398</b>	<b>5.05</b>	<b>\$122,950</b>	<b>442</b>	<b>4.42</b>	<b>\$130,631</b>

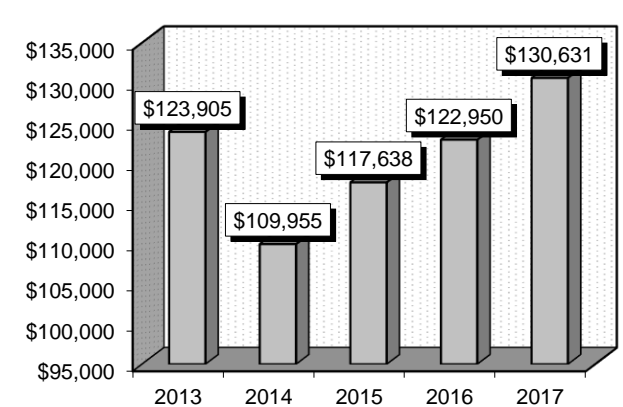
Patient Discharges (Cases)



Average Length of Stay (Avg LOS)



Average Billed Charges (Avg Bill)



County / Hospital	2013			2014			2015			2016			2017		
	Cases	Avg LOS	Avg Bill	Cases	Avg LOS	Avg Bill	Cases	Avg LOS	Avg Bill	Cases	Avg LOS	Avg Bill	Cases	Avg LOS	Avg Bill
<b>Clark</b>															
Centennial Hills	9	7.00	\$171,868	18	4.50	\$146,555	26	5.73	\$151,527	30	3.47	\$142,754	43	3.72	\$178,013
Desert Springs	27	6.67	\$116,083	23	7.17	\$128,888	18	6.56	\$131,235	27	5.07	\$122,950	32	3.56	\$119,437
Henderson Hospital	0	0.00	\$0	0	0.00	\$0	0	0.00	\$0	0	0.00	\$0	1	1.00	\$117,147
Mountain View	24	8.21	\$121,421	20	6.50	\$124,861	31	4.45	\$109,928	24	4.67	\$129,573	34	4.56	\$180,138
Mountain's Edge	0	0.00	\$0	0	0.00	\$0	0	0.00	\$0	0	0.00	\$0	0	0.00	\$0
North Vista	1	3.00	\$108,150	0	0.00	\$0	0	0.00	\$0	0	0.00	\$0	0	0.00	\$0
Southern Hills	7	2.29	\$64,263	6	2.33	\$64,417	17	4.82	\$97,980	11	5.82	\$124,054	7	2.57	\$92,418
Spring Valley	19	7.74	\$161,085	33	4.91	\$134,659	45	4.27	\$142,472	30	4.53	\$156,438	44	4.89	\$159,296
St. Rose-Rose de Lima	5	5.00	\$81,779	7	4.29	\$80,203	7	3.71	\$92,750	9	4.11	\$86,601	4	4.50	\$112,688
St. Rose-San Martin	0	0.00	\$0	5	3.40	\$63,891	7	3.86	\$76,200	3	10.33	\$132,498	11	3.00	\$87,393
St. Rose-Siena	16	4.25	\$81,830	20	4.60	\$79,585	18	6.83	\$105,434	46	6.17	\$103,141	32	3.94	\$100,536
Summerlin	7	5.43	\$185,028	20	7.35	\$185,508	31	4.81	\$155,985	17	4.35	\$154,036	21	4.10	\$179,653
Sunrise	33	6.70	\$120,583	54	5.46	\$108,137	46	5.76	\$125,064	48	4.56	\$133,902	36	5.78	\$147,687
UMC	15	6.13	\$74,016	11	5.18	\$70,393	10	8.60	\$115,938	15	7.80	\$131,510	30	4.83	\$100,021
Valley	55	19.07	\$198,736	32	5.25	\$125,722	38	6.58	\$141,188	57	5.51	\$152,431	49	4.53	\$150,874
<b>Total</b>	<b>218</b>	<b>9.63</b>	<b>\$138,748</b>	<b>249</b>	<b>5.45</b>	<b>\$119,476</b>	<b>294</b>	<b>5.46</b>	<b>\$129,184</b>	<b>317</b>	<b>5.14</b>	<b>\$133,749</b>	<b>344</b>	<b>4.36</b>	<b>\$143,856</b>
<b>Washoe</b>															
Carson Tahoe	0	0.00	\$0	0	0.00	\$0	0	0.00	\$0	3	3.00	\$89,610	17	3.65	\$77,455
Northern Nevada	2	8.00	\$77,801	2	1.50	\$49,872	5	5.40	\$91,972	8	2.13	\$66,286	10	2.70	\$91,329
Renown Regional	44	6.77	\$66,960	38	4.89	\$62,006	56	5.07	\$62,776	54	5.07	\$76,477	63	5.38	\$83,679
Renown S. Meadows	2	2.00	\$25,385	0	0.00	\$0	0	0.00	\$0	0	0.00	\$0	0	0.00	\$0
Saint Mary's	12	4.83	\$96,836	22	4.09	\$90,481	29	8.79	\$110,946	16	5.13	\$100,438	8	3.25	\$93,827
Sierra Surgery	0	0.00	\$0	0	0.00	\$0	0	0.00	\$0	0	0.00	\$0	0	0.00	\$0
<b>Total</b>	<b>60</b>	<b>6.27</b>	<b>\$71,911</b>	<b>62</b>	<b>4.50</b>	<b>\$71,719</b>	<b>90</b>	<b>6.29</b>	<b>\$79,919</b>	<b>81</b>	<b>4.72</b>	<b>\$80,690</b>	<b>98</b>	<b>4.63</b>	<b>\$84,209</b>
<b>Rural</b>															
Battle Mountain	0	0.00	\$0	0	0.00	\$0	0	0.00	\$0	0	0.00	\$0	0	0.00	\$0
Boulder City	0	0.00	\$0	0	0.00	\$0	0	0.00	\$0	0	0.00	\$0	0	0.00	\$0
Carson Valley	1	1.00	\$7,633	0	0.00	\$0	0	0.00	\$0	0	0.00	\$0	0	0.00	\$0
Churchill	0	0.00	\$0	0	0.00	\$0	0	0.00	\$0	0	0.00	\$0	0	0.00	\$0
Desert View	0	0.00	\$0	0	0.00	\$0	0	0.00	\$0	0	0.00	\$0	0	0.00	\$0
Grover C. Dils	0	0.00	\$0	0	0.00	\$0	0	0.00	\$0	0	0.00	\$0	0	0.00	\$0
Humboldt	0	0.00	\$0	0	0.00	\$0	0	0.00	\$0	0	0.00	\$0	0	0.00	\$0
Incline Village	0	0.00	\$0	0	0.00	\$0	0	0.00	\$0	0	0.00	\$0	0	0.00	\$0
Mesa View	0	0.00	\$0	0	0.00	\$0	0	0.00	\$0	0	0.00	\$0	0	0.00	\$0
Mount Grant	0	0.00	\$0	0	0.00	\$0	0	0.00	\$0	0	0.00	\$0	0	0.00	\$0
Northeastern	0	0.00	\$0	0	0.00	\$0	0	0.00	\$0	0	0.00	\$0	0	0.00	\$0
Nye	0	0.00	\$0	0	0.00	\$0	0	0.00	\$0	0	0.00	\$0	0	0.00	\$0
Pershing	0	0.00	\$0	0	0.00	\$0	0	0.00	\$0	0	0.00	\$0	0	0.00	\$0
South Lyon	0	0.00	\$0	0	0.00	\$0	0	0.00	\$0	0	0.00	\$0	0	0.00	\$0
William Bee Ririe	0	0.00	\$0	0	0.00	\$0	0	0.00	\$0	0	0.00	\$0	0	0.00	\$0
<b>Total</b>	<b>1</b>	<b>1.00</b>	<b>\$7,633</b>	<b>0</b>	<b>0.00</b>	<b>\$0</b>	<b>0</b>	<b>0.00</b>	<b>\$0</b>	<b>0</b>	<b>0.00</b>	<b>\$0</b>	<b>0</b>	<b>0.00</b>	<b>\$0</b>
<b>All Counties</b>	<b>279</b>	<b>8.87</b>	<b>\$123,905</b>	<b>311</b>	<b>5.26</b>	<b>\$109,955</b>	<b>384</b>	<b>5.65</b>	<b>\$117,638</b>	<b>398</b>	<b>5.05</b>	<b>\$122,950</b>	<b>442</b>	<b>4.42</b>	<b>\$130,631</b>

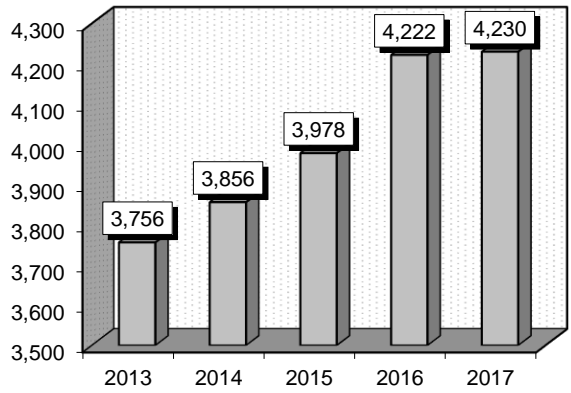
### Intracranial Hemorrhage Or Cerebral Infarction (064-066)

**Diagnoses:** that frequently accompanied Intracranial Hemorrhage Or Cerebral Infarction were: 1) Cerebral artery occlusion, unspecified with cerebral infarction (43491), 2) Cerebral embolism with cerebral infarction (43411), 3) Occlusion and stenosis of carotid artery with cerebral infarction (43311), 4) Subdural hemorrhage (4321), 5) Unspecified essential hypertension (4019), 6) Acute respiratory failure (51881), 7) Hemiplegia, unspecified, affecting unspecified side (34290), 8) Tobacco use disorder (3051), 9) Long-term (current) use of aspirin (V5866).

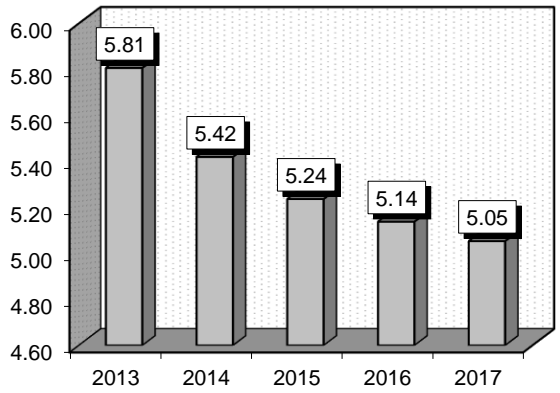
**Definitions:** **Occlusion:** The blockage or closing of a blood vessel or hollow organ. **Hemorrhage:** An escape of blood from the blood vessels, especially when excessive. **Arteriography:** Radiography of an artery, carried out after injection of a radio-opaque substance. **Thrombosis:** Formation of a clot in the blood that either blocks, or partially blocks a blood vessel. The thrombus may lead to infarction, or death of tissue, due to a blocked blood supply. **Embolism:** The obstruction of a blood vessel by a foreign substance or a blood clot that travels through the bloodstream, lodging in a blood vessel, plugging the vessel. Foreign substances that can cause embolisms include air bubbles, amniotic fluid, globules of fat, clumps of bacteria, chemicals (such as talc), and drugs (mainly illegal ones). **Infarction:** Death of tissue from deprivation of its blood supply. **Stenosis:** The abnormal narrowing of a passage in the body. **Hypertension:** High blood pressure. **Hemiplegia:** Paralysis of one side of the body.

Gender	2013			2014			2015			2016			2017		
	Cases	Avg LOS	Avg Bill	Cases	Avg LOS	Avg Bill	Cases	Avg LOS	Avg Bill	Cases	Avg LOS	Avg Bill	Cases	Avg LOS	Avg Bill
Male	1,973	6.03	\$70,798	1,994	5.80	\$72,906	2,125	5.61	\$72,893	2,200	5.34	\$81,037	2,262	5.23	\$86,682
Female	1,783	5.56	\$65,688	1,862	5.01	\$66,578	1,853	4.81	\$72,082	2,022	4.92	\$75,622	1,968	4.85	\$81,830
Age Group	Cases	Avg LOS	Avg Bill	Cases	Avg LOS	Avg Bill	Cases	Avg LOS	Avg Bill	Cases	Avg LOS	Avg Bill	Cases	Avg LOS	Avg Bill
0-17	7	4.57	\$49,372	10	6.60	\$79,825	16	4.00	\$65,826	13	5.46	\$125,402	12	6.58	\$149,278
18-35	81	7.17	\$94,087	69	5.43	\$73,737	92	4.73	\$85,052	98	4.60	\$82,521	93	4.06	\$97,484
36-49	324	8.19	\$80,519	303	5.43	\$74,309	316	5.25	\$84,755	319	5.54	\$94,503	364	5.42	\$99,179
50-64	1,028	7.25	\$78,966	1,151	6.99	\$80,875	1,096	6.26	\$78,254	1,140	5.39	\$83,756	1,140	5.84	\$94,167
65+	2,316	4.79	\$61,128	2,323	4.64	\$63,647	2,458	4.81	\$67,957	2,652	5.00	\$73,847	2,621	4.69	\$77,378
<b>Total</b>	<b>3,756</b>	<b>5.81</b>	<b>\$68,372</b>	<b>3,856</b>	<b>5.42</b>	<b>\$69,850</b>	<b>3,978</b>	<b>5.24</b>	<b>\$72,515</b>	<b>4,222</b>	<b>5.14</b>	<b>\$78,443</b>	<b>4,230</b>	<b>5.05</b>	<b>\$84,425</b>

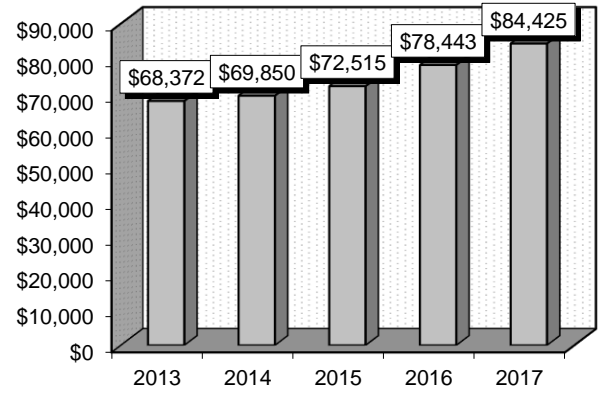
**Patient Discharges (Cases)**



**Average Length of Stay (Avg LOS)**



**Average Billed Charges (Avg Bill)**



County / Hospital	2013			2014			2015			2016			2017		
	Cases	Avg LOS	Avg Bill	Cases	Avg LOS	Avg Bill	Cases	Avg LOS	Avg Bill	Cases	Avg LOS	Avg Bill	Cases	Avg LOS	Avg Bill
<b>Clark</b>															
Centennial Hills	103	4.05	\$77,799	134	3.85	\$81,039	182	4.62	\$90,530	229	4.36	\$90,584	233	4.19	\$102,134
Desert Springs	156	6.83	\$79,206	155	6.06	\$77,528	188	4.24	\$76,958	152	4.19	\$73,830	180	4.31	\$84,619
Henderson Hospital	0	0.00	\$0	0	0.00	\$0	0	0.00	\$0	7	2.86	\$58,493	39	3.08	\$78,486
Mountain View	262	5.05	\$72,882	280	5.04	\$73,912	316	4.50	\$78,278	296	4.73	\$86,900	266	3.84	\$86,890
Mountain's Edge	0	0.00	\$0	0	0.00	\$0	1	22.00	\$109,712	12	18.67	\$120,152	19	12.53	\$98,378
North Vista	24	4.96	\$47,178	36	4.44	\$48,960	56	3.98	\$45,298	68	4.84	\$56,420	21	3.29	\$59,446
Southern Hills	58	4.52	\$64,337	61	3.77	\$57,613	90	4.07	\$66,306	103	4.53	\$73,746	89	4.30	\$74,709
Spring Valley	239	6.77	\$91,964	255	5.25	\$89,477	240	4.68	\$88,106	285	4.77	\$99,164	384	5.66	\$110,565
St. Rose-Rose de Lima	92	2.78	\$44,671	101	3.05	\$51,717	107	4.50	\$73,207	109	6.11	\$77,918	71	6.80	\$79,762
St. Rose-San Martin	71	3.30	\$48,191	70	3.96	\$63,928	100	4.67	\$75,275	73	4.32	\$69,765	98	3.10	\$65,213
St. Rose-Siena	275	3.81	\$56,285	287	4.12	\$60,038	225	4.79	\$71,294	304	4.42	\$74,460	331	4.16	\$76,184
Summerlin	195	4.76	\$77,433	176	4.90	\$86,909	203	4.64	\$86,142	228	3.96	\$87,175	196	4.30	\$107,711
Sunrise	452	6.50	\$91,007	510	6.76	\$98,644	547	6.36	\$101,245	559	5.87	\$108,843	513	6.27	\$128,758
UMC	293	7.25	\$56,192	256	5.39	\$48,491	243	6.88	\$63,400	229	6.77	\$77,439	251	5.68	\$71,364
Valley	465	9.26	\$113,598	452	7.17	\$106,396	442	5.95	\$90,094	422	6.15	\$113,465	410	6.35	\$122,685
<b>Total</b>	<b>2,685</b>	<b>6.20</b>	<b>\$80,015</b>	<b>2,773</b>	<b>5.52</b>	<b>\$81,033</b>	<b>2,940</b>	<b>5.29</b>	<b>\$83,312</b>	<b>3,076</b>	<b>5.23</b>	<b>\$91,609</b>	<b>3,101</b>	<b>5.16</b>	<b>\$99,992</b>
<b>Washoe</b>															
Carson Tahoe	162	3.10	\$27,307	159	3.50	\$27,951	130	3.48	\$27,133	156	3.42	\$32,427	168	3.64	\$26,626
Northern Nevada	55	2.69	\$40,519	52	3.31	\$43,374	55	3.49	\$47,369	59	3.58	\$57,591	53	3.32	\$57,041
Renown Regional	590	5.63	\$43,507	596	6.07	\$46,229	585	5.75	\$48,081	658	5.20	\$46,970	620	5.10	\$48,399
Renown S. Meadows	12	3.50	\$42,005	21	2.33	\$28,500	17	3.06	\$32,986	27	2.11	\$31,648	32	1.69	\$29,712
Saint Mary's	178	4.99	\$41,408	176	5.33	\$46,569	173	4.32	\$38,169	186	4.61	\$38,467	157	5.62	\$40,698
Sierra Surgery	0	0.00	\$0	0	0.00	\$0	0	0.00	\$0	0	0.00	\$0	0	0.00	\$0
<b>Total</b>	<b>997</b>	<b>4.92</b>	<b>\$40,317</b>	<b>1,004</b>	<b>5.31</b>	<b>\$42,876</b>	<b>960</b>	<b>5.01</b>	<b>\$43,150</b>	<b>1,086</b>	<b>4.68</b>	<b>\$43,621</b>	<b>1,030</b>	<b>4.75</b>	<b>\$43,538</b>
<b>Rural</b>															
Battle Mountain	0	0.00	\$0	0	0.00	\$0	0	0.00	\$0	0	0.00	\$0	0	0.00	\$0
Boulder City	6	4.00	\$20,364	5	3.00	\$7,911	7	25.43	\$66,981	5	41.20	\$115,941	6	21.83	\$47,880
Carson Valley	3	3.33	\$21,005	11	2.09	\$10,334	8	2.38	\$13,797	13	3.31	\$19,350	14	2.79	\$19,133
Churchill	8	4.13	\$23,026	7	2.57	\$18,362	9	3.33	\$20,960	9	3.22	\$16,168	15	3.73	\$23,025
Desert View	6	2.33	\$15,598	9	2.67	\$21,485	12	3.17	\$20,928	3	3.00	\$19,161	8	2.50	\$14,974
Grover C. Dils	1	3.00	\$5,011	5	2.80	\$3,821	2	3.50	\$4,986	0	0.00	\$0	3	4.67	\$13,604
Humboldt	11	3.91	\$25,965	18	5.06	\$26,443	3	5.33	\$42,844	3	5.67	\$45,822	10	5.70	\$24,176
Incline Village	0	0.00	\$0	0	0.00	\$0	0	0.00	\$0	0	0.00	\$0	0	0.00	\$0
Mesa View	8	2.75	\$14,672	4	2.75	\$14,911	6	2.67	\$14,145	5	4.40	\$29,777	10	2.30	\$13,726
Mount Grant	2	5.00	\$15,686	2	6.00	\$21,766	5	18.00	\$7,318	3	20.67	\$11,965	6	2.17	\$4,805
Northeastern	23	3.91	\$35,159	15	3.60	\$32,578	19	2.79	\$37,531	13	4.15	\$39,014	19	2.42	\$31,613
Nye	1	2.00	\$17,184	0	0.00	\$0	0	0.00	\$0	0	0.00	\$0	0	0.00	\$0
Pershing	0	0.00	\$0	0	0.00	\$0	0	0.00	\$0	2	30.00	\$49,576	0	0.00	\$0
South Lyon	4	3.50	\$7,980	1	3.00	\$7,926	1	3.00	\$7,839	1	3.00	\$3,747	5	14.20	\$18,907
William Bee Ririe	1	2.00	\$9,255	2	3.00	\$10,693	6	4.67	\$17,205	3	5.00	\$19,559	3	3.33	\$11,289
<b>Total</b>	<b>74</b>	<b>3.61</b>	<b>\$23,911</b>	<b>79</b>	<b>3.43</b>	<b>\$20,144</b>	<b>78</b>	<b>6.13</b>	<b>\$26,964</b>	<b>60</b>	<b>8.67</b>	<b>\$33,754</b>	<b>99</b>	<b>4.85</b>	<b>\$22,202</b>
<b>All Counties</b>	<b>3,756</b>	<b>5.81</b>	<b>\$68,372</b>	<b>3,856</b>	<b>5.42</b>	<b>\$69,850</b>	<b>3,978</b>	<b>5.24</b>	<b>\$72,515</b>	<b>4,222</b>	<b>5.14</b>	<b>\$78,443</b>	<b>4,230</b>	<b>5.05</b>	<b>\$84,425</b>



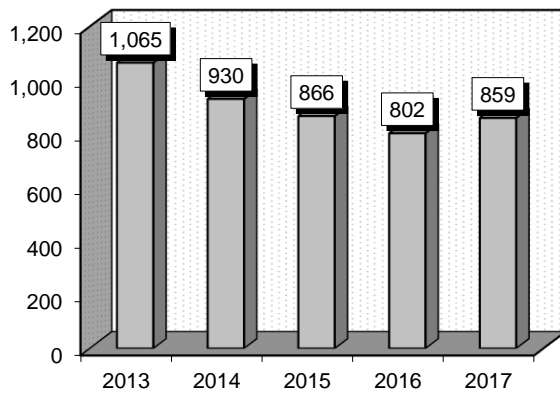
### Transient Ischemia (069)

**Diagnoses:** that frequently accompanied Transient Ischemia were: 1) Unspecified transient cerebral ischemia (4359), 2) Unspecified essential hypertension (4019), 3) Other and unspecified hyperlipidemia (2724), 4) Personal history of transient ischemic attack (TIA), and cerebral infarction without residual deficits (V1254), 5) Diabetes mellitus without mention of complication, type II or unspecified type, not stated as uncontrolled (25000).

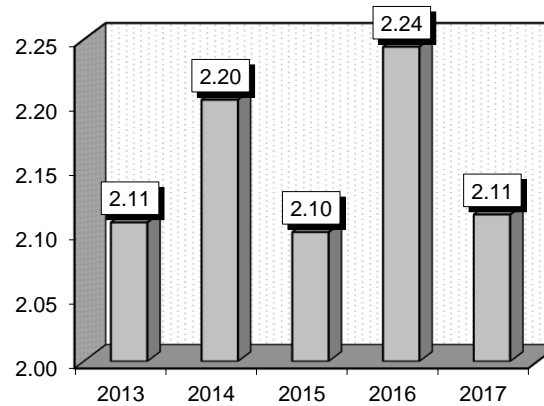
**Definitions:** **Ischemic stroke:** A stroke caused by diminished blood flow to a particular artery in the brain, e.g., as a result of a clot in the artery or an embolus lodging in the artery. **Ischemia:** An insufficient supply of blood to an organ, usually due to a blocked artery. **Transient ischemic attack (TIA):** A neurological event with the signs and symptoms of a stroke, but which go away within a short period of time. Also called a mini-stroke, a TIA is due to a temporary lack of adequate blood and oxygen (ischemia) to the brain. **Hyperlipidemia:** An abnormally high concentration of fats or lipids in the blood.

Gender	2013			2014			2015			2016			2017		
	Cases	Avg LOS	Avg Bill	Cases	Avg LOS	Avg Bill	Cases	Avg LOS	Avg Bill	Cases	Avg LOS	Avg Bill	Cases	Avg LOS	Avg Bill
Male	463	2.25	\$35,758	416	2.38	\$41,245	379	2.17	\$43,982	387	2.14	\$44,388	395	2.20	\$50,223
Female	602	2.00	\$33,947	514	2.06	\$40,841	487	2.04	\$43,573	415	2.34	\$48,724	464	2.04	\$47,756
Age Group	Cases	Avg LOS	Avg Bill	Cases	Avg LOS	Avg Bill	Cases	Avg LOS	Avg Bill	Cases	Avg LOS	Avg Bill	Cases	Avg LOS	Avg Bill
0-17	0	0.00	\$0	1	1.00	\$6,918	0	0.00	\$0	2	1.50	\$27,457	0	0.00	\$0
18-35	22	1.64	\$33,865	22	1.95	\$43,717	29	1.97	\$43,291	13	1.85	\$52,210	22	1.45	\$54,187
36-49	111	1.83	\$38,532	102	2.11	\$46,108	84	1.62	\$41,476	87	2.00	\$48,792	71	2.14	\$61,897
50-64	296	2.21	\$36,340	266	2.04	\$39,151	238	2.17	\$45,986	238	2.11	\$48,645	247	2.07	\$50,282
65+	636	2.13	\$33,354	539	2.32	\$40,936	515	2.16	\$43,117	462	2.37	\$45,114	519	2.16	\$46,225
<b>Total</b>	<b>1,065</b>	<b>2.11</b>	<b>\$34,734</b>	<b>930</b>	<b>2.20</b>	<b>\$41,022</b>	<b>866</b>	<b>2.10</b>	<b>\$43,752</b>	<b>802</b>	<b>2.24</b>	<b>\$46,632</b>	<b>859</b>	<b>2.11</b>	<b>\$48,891</b>

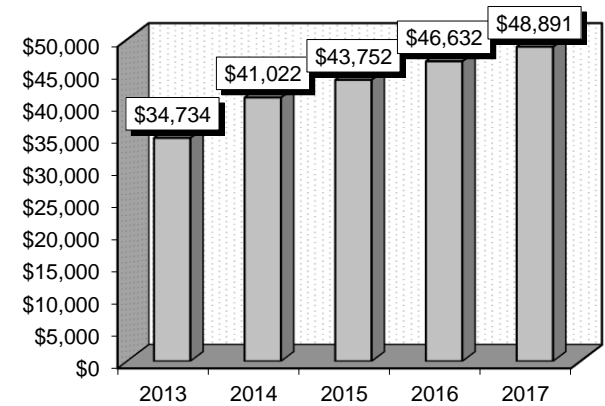
**Patient Discharges (Cases)**



**Average Length of Stay (Avg LOS)**



**Average Billed Charges (Avg Bill)**



County / Hospital	2013			2014			2015			2016			2017		
	Cases	Avg LOS	Avg Bill	Cases	Avg LOS	Avg Bill	Cases	Avg LOS	Avg Bill	Cases	Avg LOS	Avg Bill	Cases	Avg LOS	Avg Bill
<b>Clark</b>															
Centennial Hills	75	1.85	\$43,643	77	1.73	\$46,140	89	2.09	\$51,790	50	1.58	\$53,768	93	2.09	\$63,565
Desert Springs	88	2.41	\$38,866	78	2.22	\$42,251	39	2.31	\$52,332	44	3.05	\$51,932	68	2.12	\$53,246
Henderson Hospital	0	0.00	\$0	0	0.00	\$0	0	0.00	\$0	1	1.00	\$43,738	11	1.45	\$53,137
Mountain View	102	2.27	\$39,132	82	2.61	\$52,501	104	2.03	\$49,459	76	2.50	\$61,188	70	1.81	\$57,244
Mountain's Edge	0	0.00	\$0	0	0.00	\$0	0	0.00	\$0	0	0.00	\$0	1	4.00	\$30,444
North Vista	10	2.60	\$35,619	12	2.42	\$30,629	24	1.33	\$27,016	19	1.84	\$37,793	13	2.38	\$47,036
Southern Hills	29	1.72	\$35,448	18	1.83	\$36,975	27	2.19	\$40,235	49	2.14	\$44,264	47	2.15	\$54,330
Spring Valley	120	2.53	\$38,273	97	2.29	\$39,814	60	2.25	\$52,519	43	2.02	\$52,034	45	1.93	\$50,491
St. Rose-Rose de Lima	13	1.77	\$34,749	15	2.33	\$49,139	7	2.43	\$47,067	9	1.89	\$39,214	6	2.33	\$56,316
St. Rose-San Martin	14	1.50	\$31,545	6	1.67	\$46,632	5	2.40	\$51,391	5	1.60	\$50,588	6	1.33	\$24,671
St. Rose-Siena	40	1.60	\$38,681	17	1.76	\$47,383	16	1.63	\$42,405	22	1.91	\$48,448	33	2.61	\$55,367
Summerlin	91	2.27	\$40,936	116	2.51	\$53,082	98	2.18	\$55,740	86	2.41	\$63,097	73	2.73	\$66,366
Sunrise	63	2.10	\$43,966	97	2.53	\$46,897	96	2.23	\$51,430	91	2.29	\$55,737	60	2.70	\$59,967
UMC	50	2.36	\$27,922	35	2.03	\$26,351	38	2.79	\$41,639	33	3.18	\$52,016	29	2.03	\$43,628
Valley	112	2.19	\$41,395	100	2.29	\$47,584	88	1.98	\$44,003	64	2.20	\$56,062	79	1.95	\$56,521
<b>Total</b>	<b>807</b>	<b>2.20</b>	<b>\$39,194</b>	<b>750</b>	<b>2.29</b>	<b>\$45,677</b>	<b>691</b>	<b>2.14</b>	<b>\$48,913</b>	<b>592</b>	<b>2.30</b>	<b>\$54,504</b>	<b>634</b>	<b>2.19</b>	<b>\$56,905</b>
<b>Washoe</b>															
Carson Tahoe	53	1.83	\$19,080	41	1.88	\$19,153	43	2.02	\$19,613	53	1.87	\$20,693	43	1.60	\$17,271
Northern Nevada	10	1.90	\$35,786	7	1.00	\$28,946	3	1.00	\$43,895	4	2.25	\$41,472	9	1.22	\$39,786
Renown Regional	71	1.87	\$24,474	51	2.06	\$26,943	43	2.65	\$32,431	66	2.26	\$32,038	94	2.20	\$32,557
Renown S. Meadows	8	1.75	\$24,842	2	1.50	\$28,659	1	3.00	\$32,048	3	1.00	\$28,402	9	1.56	\$28,863
Saint Mary's	78	1.78	\$19,754	46	1.85	\$21,003	59	1.44	\$20,652	68	1.57	\$20,093	42	1.67	\$24,176
Sierra Surgery	0	0.00	\$0	0	0.00	\$0	0	0.00	\$0	0	0.00	\$0	0	0.00	\$0
<b>Total</b>	<b>220</b>	<b>1.83</b>	<b>\$22,029</b>	<b>147</b>	<b>1.88</b>	<b>\$23,030</b>	<b>149</b>	<b>1.96</b>	<b>\$24,296</b>	<b>194</b>	<b>1.89</b>	<b>\$24,890</b>	<b>197</b>	<b>1.88</b>	<b>\$27,595</b>
<b>Rural</b>															
Battle Mountain	1	2.00	\$213	0	0.00	\$0	0	0.00	\$0	0	0.00	\$0	0	0.00	\$0
Boulder City	1	1.00	\$1,629	0	0.00	\$0	1	1.00	\$8,046	1	43.00	\$120,776	0	0.00	\$0
Carson Valley	1	1.00	\$12,361	0	0.00	\$0	2	1.00	\$10,499	1	1.00	\$10,708	3	2.00	\$21,096
Churchill	10	2.60	\$17,116	3	1.67	\$15,934	1	5.00	\$16,108	3	2.67	\$17,590	4	1.75	\$13,849
Desert View	14	1.64	\$10,733	16	1.50	\$11,323	8	1.75	\$12,998	1	1.00	\$4,213	7	1.71	\$13,298
Grover C. Dils	0	0.00	\$0	0	0.00	\$0	0	0.00	\$0	1	4.00	\$10,870	0	0.00	\$0
Humboldt	2	1.00	\$14,690	1	1.00	\$3,686	2	1.50	\$14,530	0	0.00	\$0	1	2.00	\$16,282
Incline Village	0	0.00	\$0	0	0.00	\$0	0	0.00	\$0	0	0.00	\$0	0	0.00	\$0
Mesa View	2	2.00	\$17,893	1	4.00	\$23,281	0	0.00	\$0	0	0.00	\$0	2	2.00	\$6,870
Mount Grant	1	4.00	\$15,225	0	0.00	\$0	0	0.00	\$0	4	2.00	\$3,578	2	1.00	\$2,068
Northeastern	6	1.33	\$16,633	12	1.92	\$20,908	11	2.18	\$25,571	5	1.80	\$17,937	8	3.00	\$29,219
Nye	0	0.00	\$0	0	0.00	\$0	0	0.00	\$0	0	0.00	\$0	0	0.00	\$0
Pershing	0	0.00	\$0	0	0.00	\$0	0	0.00	\$0	0	0.00	\$0	1	2.00	\$3,676
South Lyon	0	0.00	\$0	0	0.00	\$0	0	0.00	\$0	0	0.00	\$0	0	0.00	\$0
William Bee Ririe	0	0.00	\$0	0	0.00	\$0	1	2.00	\$10,580	0	0.00	\$0	0	0.00	\$0
<b>Total</b>	<b>38</b>	<b>1.87</b>	<b>\$13,574</b>	<b>33</b>	<b>1.73</b>	<b>\$15,358</b>	<b>26</b>	<b>1.96</b>	<b>\$18,079</b>	<b>16</b>	<b>4.63</b>	<b>\$18,958</b>	<b>28</b>	<b>2.11</b>	<b>\$17,263</b>
<b>All Counties</b>	<b>1,065</b>	<b>2.11</b>	<b>\$34,734</b>	<b>930</b>	<b>2.20</b>	<b>\$41,022</b>	<b>866</b>	<b>2.10</b>	<b>\$43,752</b>	<b>802</b>	<b>2.24</b>	<b>\$46,632</b>	<b>859</b>	<b>2.11</b>	<b>\$48,891</b>

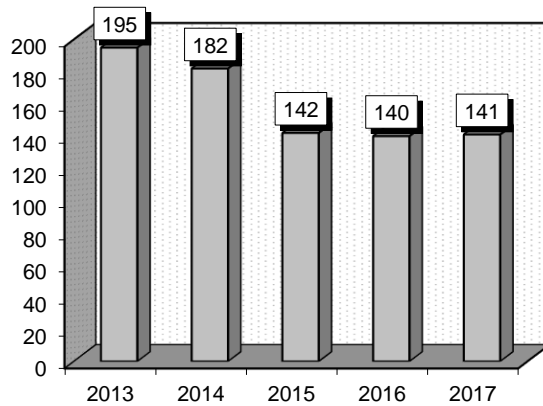
### Concussion (088-090)

**Diagnoses:** that frequently accompanied Concussion were: 1) Concussion with loss of consciousness of unspecified duration (8505), 2) Concussion, with loss of consciousness of 30 minutes or less (85011), 3) Concussion with no loss of consciousness (8500).

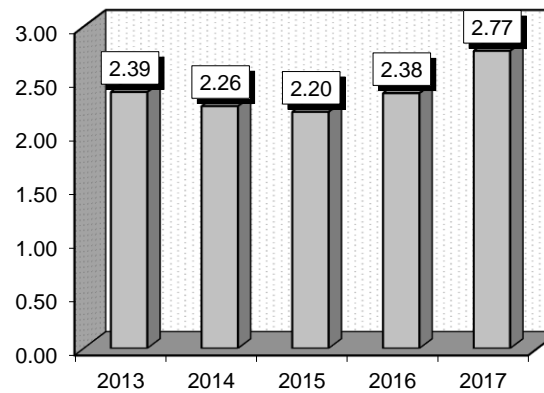
**Definitions: Concussion:** A trauma-induced change in mental status, with confusion and amnesia, and with or without a brief loss of consciousness. **Subcutaneous tissue:** A layer of loose, irregular connective tissue immediately beneath the skin.

	2013			2014			2015			2016			2017		
	Cases	Avg LOS	Avg Bill	Cases	Avg LOS	Avg Bill	Cases	Avg LOS	Avg Bill	Cases	Avg LOS	Avg Bill	Cases	Avg LOS	Avg Bill
<b>Gender</b>															
Male	123	2.50	\$40,824	125	2.33	\$47,582	90	2.44	\$52,070	86	2.57	\$56,660	77	2.86	\$58,456
Female	72	2.21	\$41,290	57	2.11	\$39,177	52	1.79	\$41,155	54	2.07	\$49,680	64	2.67	\$54,404
<b>Age Group</b>															
0-17	49	1.53	\$30,769	43	1.28	\$30,545	32	1.63	\$33,263	29	1.90	\$42,509	34	1.62	\$45,702
18-35	50	2.00	\$40,987	42	1.71	\$50,375	38	1.76	\$48,617	36	1.67	\$55,439	31	3.23	\$61,738
36-49	27	2.26	\$37,713	30	2.67	\$50,274	24	1.79	\$56,807	19	2.05	\$53,611	20	3.30	\$79,955
50-64	33	3.64	\$52,232	33	2.91	\$47,944	22	3.64	\$67,913	32	3.19	\$64,176	18	2.83	\$55,423
65+	36	3.06	\$47,090	34	3.18	\$48,859	26	2.73	\$40,654	24	3.21	\$52,278	38	3.13	\$50,488
<b>Total</b>	<b>195</b>	<b>2.39</b>	<b>\$40,996</b>	<b>182</b>	<b>2.26</b>	<b>\$44,949</b>	<b>142</b>	<b>2.20</b>	<b>\$48,073</b>	<b>140</b>	<b>2.38</b>	<b>\$53,968</b>	<b>141</b>	<b>2.77</b>	<b>\$56,617</b>

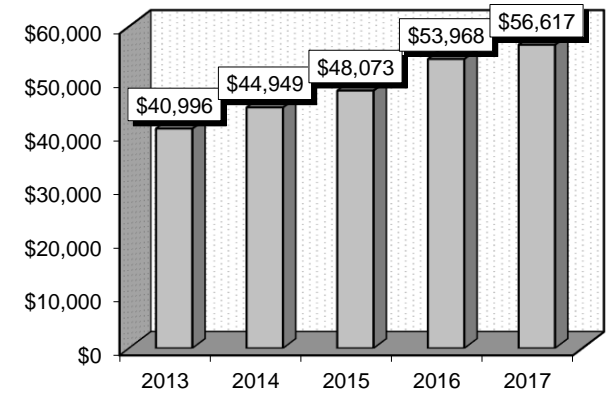
**Patient Discharges (Cases)**



**Average Length of Stay (Avg LOS)**



**Average Billed Charges (Avg Bill)**



County / Hospital	2013			2014			2015			2016			2017		
	Cases	Avg LOS	Avg Bill	Cases	Avg LOS	Avg Bill	Cases	Avg LOS	Avg Bill	Cases	Avg LOS	Avg Bill	Cases	Avg LOS	Avg Bill
<b>Clark</b>															
Centennial Hills	2	1.00	\$41,779	1	1.00	\$59,408	2	1.00	\$19,629	3	3.00	\$55,315	1	3.00	\$81,786
Desert Springs	5	3.60	\$70,629	5	2.40	\$44,757	1	4.00	\$45,121	1	7.00	\$105,603	1	1.00	\$25,652
Henderson Hospital	0	0.00	\$0	0	0.00	\$0	0	0.00	\$0	0	0.00	\$0	0	0.00	\$0
Mountain View	11	3.18	\$42,864	7	2.43	\$40,831	2	4.00	\$58,435	0	0.00	\$0	1	2.00	\$39,319
Mountain's Edge	0	0.00	\$0	0	0.00	\$0	0	0.00	\$0	0	0.00	\$0	0	0.00	\$0
North Vista	0	0.00	\$0	0	0.00	\$0	1	1.00	\$20,397	0	0.00	\$0	2	3.00	\$34,600
Southern Hills	3	1.67	\$28,952	0	0.00	\$0	1	1.00	\$25,082	0	0.00	\$0	2	1.50	\$32,201
Spring Valley	0	0.00	\$0	7	3.57	\$55,713	7	1.86	\$45,806	2	1.50	\$43,021	4	2.25	\$48,332
St. Rose-Rose de Lima	0	0.00	\$0	3	2.67	\$51,696	0	0.00	\$0	0	0.00	\$0	0	0.00	\$0
St. Rose-San Martin	0	0.00	\$0	0	0.00	\$0	2	2.00	\$39,521	0	0.00	\$0	0	0.00	\$0
St. Rose-Siena	10	2.10	\$34,907	3	1.00	\$29,422	3	2.33	\$48,604	7	2.43	\$52,436	2	1.50	\$44,727
Summerlin	9	4.22	\$65,711	1	3.00	\$83,558	2	3.00	\$76,737	7	3.00	\$79,587	6	5.33	\$67,620
Sunrise	24	3.42	\$55,679	34	2.94	\$66,404	18	3.06	\$76,452	14	3.00	\$98,517	17	3.53	\$108,760
UMC	53	1.72	\$33,344	70	1.69	\$34,675	53	2.08	\$44,300	67	2.01	\$48,639	57	2.54	\$53,534
Valley	4	1.25	\$16,416	1	1.00	\$31,929	3	2.33	\$40,034	3	3.00	\$60,402	2	2.00	\$70,199
<b>Total</b>	<b>121</b>	<b>2.45</b>	<b>\$42,188</b>	<b>132</b>	<b>2.18</b>	<b>\$45,476</b>	<b>95</b>	<b>2.29</b>	<b>\$50,419</b>	<b>104</b>	<b>2.34</b>	<b>\$58,663</b>	<b>95</b>	<b>2.82</b>	<b>\$63,259</b>
<b>Washoe</b>															
Carson Tahoe	2	4.00	\$21,342	1	3.00	\$19,019	2	6.00	\$30,272	1	1.00	\$6,517	0	0.00	\$0
Northern Nevada	0	0.00	\$0	1	2.00	\$23,708	0	0.00	\$0	0	0.00	\$0	1	3.00	\$42,190
Renown Regional	63	2.14	\$42,252	40	2.43	\$48,482	40	1.83	\$47,174	30	2.47	\$45,202	35	2.63	\$48,623
Renown S. Meadows	0	0.00	\$0	0	0.00	\$0	0	0.00	\$0	1	2.00	\$26,952	1	3.00	\$28,169
Saint Mary's	5	4.00	\$32,257	3	4.67	\$35,479	2	2.00	\$15,651	2	3.00	\$13,742	8	3.00	\$23,593
Sierra Surgery	0	0.00	\$0	0	0.00	\$0	0	0.00	\$0	0	0.00	\$0	0	0.00	\$0
<b>Total</b>	<b>70</b>	<b>2.33</b>	<b>\$40,941</b>	<b>45</b>	<b>2.58</b>	<b>\$46,410</b>	<b>44</b>	<b>2.02</b>	<b>\$44,973</b>	<b>34</b>	<b>2.44</b>	<b>\$41,677</b>	<b>45</b>	<b>2.71</b>	<b>\$43,575</b>
<b>Rural</b>															
Battle Mountain	1	3.00	\$2,280	0	0.00	\$0	0	0.00	\$0	0	0.00	\$0	0	0.00	\$0
Boulder City	0	0.00	\$0	0	0.00	\$0	0	0.00	\$0	0	0.00	\$0	0	0.00	\$0
Carson Valley	0	0.00	\$0	0	0.00	\$0	0	0.00	\$0	0	0.00	\$0	0	0.00	\$0
Churchill	0	0.00	\$0	0	0.00	\$0	0	0.00	\$0	0	0.00	\$0	0	0.00	\$0
Desert View	0	0.00	\$0	0	0.00	\$0	0	0.00	\$0	2	3.50	\$18,731	0	0.00	\$0
Grover C. Dils	0	0.00	\$0	1	2.00	\$5,187	0	0.00	\$0	0	0.00	\$0	0	0.00	\$0
Humboldt	0	0.00	\$0	1	1.00	\$3,907	0	0.00	\$0	0	0.00	\$0	0	0.00	\$0
Incline Village	0	0.00	\$0	0	0.00	\$0	0	0.00	\$0	0	0.00	\$0	0	0.00	\$0
Mesa View	0	0.00	\$0	0	0.00	\$0	1	3.00	\$11,284	0	0.00	\$0	0	0.00	\$0
Mount Grant	0	0.00	\$0	0	0.00	\$0	0	0.00	\$0	0	0.00	\$0	0	0.00	\$0
Northeastern	1	1.00	\$16,117	3	1.33	\$26,803	2	1.50	\$23,221	0	0.00	\$0	1	1.00	\$12,501
Nye	2	1.00	\$2,606	0	0.00	\$0	0	0.00	\$0	0	0.00	\$0	0	0.00	\$0
Pershing	0	0.00	\$0	0	0.00	\$0	0	0.00	\$0	0	0.00	\$0	0	0.00	\$0
South Lyon	0	0.00	\$0	0	0.00	\$0	0	0.00	\$0	0	0.00	\$0	0	0.00	\$0
William Bee Ririe	0	0.00	\$0	0	0.00	\$0	0	0.00	\$0	0	0.00	\$0	0	0.00	\$0
<b>Total</b>	<b>4</b>	<b>1.50</b>	<b>\$5,902</b>	<b>5</b>	<b>1.40</b>	<b>\$17,901</b>	<b>3</b>	<b>2.00</b>	<b>\$19,242</b>	<b>2</b>	<b>3.50</b>	<b>\$18,731</b>	<b>1</b>	<b>1.00</b>	<b>\$12,501</b>
<b>All Counties</b>	<b>195</b>	<b>2.39</b>	<b>\$40,996</b>	<b>182</b>	<b>2.26</b>	<b>\$44,949</b>	<b>142</b>	<b>2.20</b>	<b>\$48,073</b>	<b>140</b>	<b>2.38</b>	<b>\$53,968</b>	<b>141</b>	<b>2.77</b>	<b>\$56,617</b>

### Major Chest Procedures (163-165)

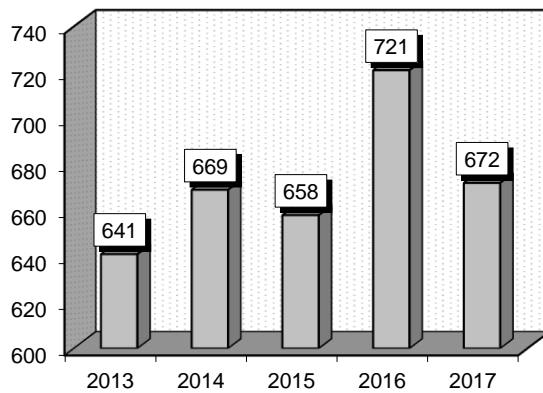
**Procedures:** that frequently accompanied Major Chest Procedures were: 1) Insertion of intercostal catheter for drainage (3404), 2) Lobectomies of the lung (324), 3) Decortication of lung (3451), 4) Fiber-optic bronchoscopy (3322), 5) Biopsy of lymphatic structure (4011).

**Definitions:** **Bronchoscopy:** A procedure in which a cylindrical fiberoptic scope is inserted into the airways. This scope contains a viewing device that allows the visual examination of the lower airways. **Thoracoscopy:** A procedure in which a thin tube is attached to a camera and inserted into the chest cavity through small incisions in the skin. **Wedge resection:** A surgical procedure to remove a triangle-shaped slice of tissue. It may be used to remove a tumor or some other type of tissue that requires removal and typically includes a small amount of normal tissue around it. **Lobectomy:** The surgical removal of a lobe of an organ. It most often refers to the removal of a section of a lung. It may also refer to the liver, brain, thyroid gland, and other organs. **Decortication:** A medical procedure involving the surgical removal of the surface layer, membrane, or fibrous cover of an organ. The procedure is usually performed when the lung is covered by a thick, inelastic pleural peel restricting lung expansion. **Intercostal:** Located or occurring between the ribs.

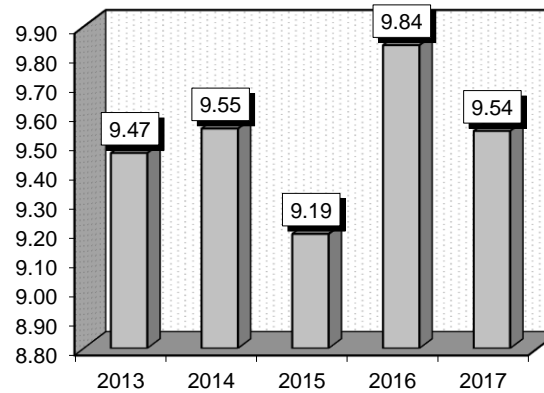
**Comment:** This procedure includes surgery on structures within the chest cavity, excluding the heart. The most common procedures are those involving the lungs and the esophagus.

Gender	2013			2014			2015			2016			2017		
	Cases	Avg LOS	Avg Bill	Cases	Avg LOS	Avg Bill	Cases	Avg LOS	Avg Bill	Cases	Avg LOS	Avg Bill	Cases	Avg LOS	Avg Bill
Male	329	9.55	\$135,775	342	10.30	\$164,538	339	10.05	\$170,394	379	10.56	\$191,589	347	10.18	\$204,897
Female	312	9.38	\$139,760	327	8.77	\$136,508	319	8.28	\$146,449	342	9.04	\$168,799	325	8.86	\$175,245
Age Group	Cases	Avg LOS	Avg Bill	Cases	Avg LOS	Avg Bill	Cases	Avg LOS	Avg Bill	Cases	Avg LOS	Avg Bill	Cases	Avg LOS	Avg Bill
0-17	56	12.77	\$196,834	50	6.62	\$106,362	42	6.98	\$99,706	24	15.50	\$302,855	29	14.07	\$291,412
18-35	36	10.72	\$154,470	60	11.72	\$196,305	36	8.86	\$147,775	50	10.12	\$184,350	46	7.80	\$170,203
36-49	56	8.73	\$114,219	51	10.63	\$143,692	68	9.94	\$177,854	70	9.47	\$193,624	64	9.36	\$181,869
50-64	193	9.74	\$136,338	175	10.18	\$157,648	196	9.80	\$167,697	201	10.88	\$199,324	221	10.10	\$198,209
65+	300	8.67	\$129,940	333	9.11	\$146,838	316	8.98	\$158,263	376	8.95	\$160,206	312	9.03	\$180,544
<b>Total</b>	<b>641</b>	<b>9.47</b>	<b>\$137,715</b>	<b>669</b>	<b>9.55</b>	<b>\$150,837</b>	<b>658</b>	<b>9.19</b>	<b>\$158,786</b>	<b>721</b>	<b>9.84</b>	<b>\$180,779</b>	<b>672</b>	<b>9.54</b>	<b>\$190,556</b>

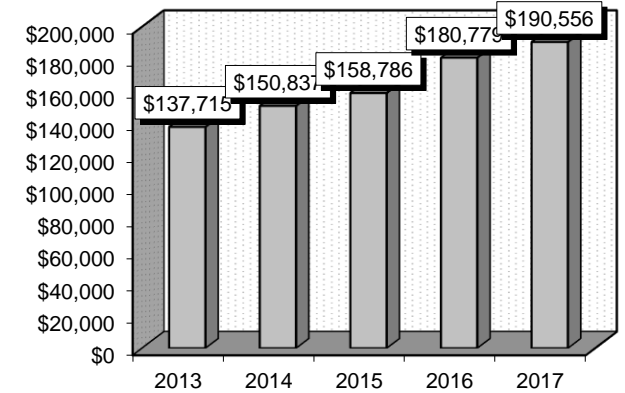
Patient Discharges (Cases)



Average Length of Stay (Avg LOS)



Average Billed Charges (Avg Bill)





County / Hospital	2013			2014			2015			2016			2017		
	Cases	Avg LOS	Avg Bill	Cases	Avg LOS	Avg Bill	Cases	Avg LOS	Avg Bill	Cases	Avg LOS	Avg Bill	Cases	Avg LOS	Avg Bill
<b>Clark</b>															
Centennial Hills	12	14.75	\$236,531	16	18.38	\$271,184	9	12.44	\$285,545	0	0.00	\$0	21	13.38	\$341,322
Desert Springs	38	11.34	\$169,703	25	14.36	\$248,449	31	12.58	\$210,787	21	11.52	\$239,928	22	14.68	\$284,196
Henderson Hospital	0	0.00	\$0	0	0.00	\$0	0	0.00	\$0	0	0.00	\$0	6	6.17	\$153,608
Mountain View	66	8.61	\$175,478	80	10.31	\$230,225	84	9.45	\$215,780	117	8.29	\$204,840	69	7.80	\$211,730
Mountain's Edge	0	0.00	\$0	0	0.00	\$0	0	0.00	\$0	0	0.00	\$0	0	0.00	\$0
North Vista	9	15.44	\$192,452	18	11.06	\$154,868	5	6.20	\$102,466	13	6.23	\$144,758	11	7.55	\$178,190
Southern Hills	10	10.30	\$174,853	20	10.35	\$163,175	19	9.89	\$173,594	17	8.47	\$174,086	21	8.67	\$193,273
Spring Valley	9	16.56	\$324,044	10	23.70	\$344,782	15	20.00	\$388,950	39	14.90	\$296,253	46	13.07	\$282,620
St. Rose-Rose de Lima	0	0.00	\$0	3	20.33	\$305,479	2	9.00	\$173,222	10	13.80	\$241,728	2	9.50	\$182,519
St. Rose-San Martin	60	8.20	\$109,424	41	8.15	\$130,159	48	10.06	\$153,420	56	8.29	\$143,890	44	10.48	\$185,989
St. Rose-Siena	35	10.63	\$147,627	32	12.94	\$189,380	36	9.17	\$155,524	75	12.23	\$197,562	67	9.57	\$178,098
Summerlin	61	11.02	\$185,081	45	7.80	\$142,347	34	9.00	\$168,399	21	18.10	\$381,582	17	10.71	\$240,861
Sunrise	70	10.01	\$186,764	96	9.65	\$179,234	74	10.11	\$214,109	46	12.35	\$266,204	45	12.20	\$313,830
UMC	34	17.71	\$203,886	25	14.36	\$167,112	60	10.77	\$193,967	54	11.43	\$208,892	74	11.66	\$214,305
Valley	25	8.92	\$153,322	55	9.27	\$160,956	32	9.38	\$192,518	39	10.08	\$262,029	41	7.44	\$253,308
<b>Total</b>	<b>429</b>	<b>10.79</b>	<b>\$172,789</b>	<b>466</b>	<b>10.89</b>	<b>\$187,602</b>	<b>449</b>	<b>10.35</b>	<b>\$199,449</b>	<b>508</b>	<b>10.82</b>	<b>\$221,358</b>	<b>486</b>	<b>10.42</b>	<b>\$232,331</b>
<b>Washoe</b>															
Carson Tahoe	33	5.85	\$80,262	29	5.31	\$69,037	35	8.20	\$92,053	33	7.24	\$80,830	28	8.36	\$105,870
Northern Nevada	0	0.00	\$0	1	3.00	\$91,469	2	5.00	\$100,873	4	6.00	\$117,905	0	0.00	\$0
Renown Regional	120	7.92	\$69,139	116	7.27	\$65,312	122	7.29	\$69,593	136	8.11	\$87,093	119	7.54	\$78,070
Renown S. Meadows	16	2.63	\$30,813	8	4.13	\$40,394	5	6.60	\$70,359	0	0.00	\$0	2	2.00	\$35,075
Saint Mary's	43	5.93	\$63,026	47	5.53	\$71,165	44	3.98	\$58,688	40	5.78	\$72,693	37	5.76	\$76,116
Sierra Surgery	0	0.00	\$0	0	0.00	\$0	0	0.00	\$0	0	0.00	\$0	0	0.00	\$0
<b>Total</b>	<b>212</b>	<b>6.79</b>	<b>\$66,738</b>	<b>201</b>	<b>6.43</b>	<b>\$66,357</b>	<b>208</b>	<b>6.70</b>	<b>\$71,385</b>	<b>213</b>	<b>7.50</b>	<b>\$83,997</b>	<b>186</b>	<b>7.25</b>	<b>\$81,404</b>
<b>Rural</b>															
Battle Mountain	0	0.00	\$0	0	0.00	\$0	0	0.00	\$0	0	0.00	\$0	0	0.00	\$0
Boulder City	0	0.00	\$0	0	0.00	\$0	0	0.00	\$0	0	0.00	\$0	0	0.00	\$0
Carson Valley	0	0.00	\$0	1	8.00	\$81,696	1	8.00	\$80,735	0	0.00	\$0	0	0.00	\$0
Churchill	0	0.00	\$0	1	13.00	\$67,908	0	0.00	\$0	0	0.00	\$0	0	0.00	\$0
Desert View	0	0.00	\$0	0	0.00	\$0	0	0.00	\$0	0	0.00	\$0	0	0.00	\$0
Grover C. Dils	0	0.00	\$0	0	0.00	\$0	0	0.00	\$0	0	0.00	\$0	0	0.00	\$0
Humboldt	0	0.00	\$0	0	0.00	\$0	0	0.00	\$0	0	0.00	\$0	0	0.00	\$0
Incline Village	0	0.00	\$0	0	0.00	\$0	0	0.00	\$0	0	0.00	\$0	0	0.00	\$0
Mesa View	0	0.00	\$0	0	0.00	\$0	0	0.00	\$0	0	0.00	\$0	0	0.00	\$0
Mount Grant	0	0.00	\$0	0	0.00	\$0	0	0.00	\$0	0	0.00	\$0	0	0.00	\$0
Northeastern	0	0.00	\$0	0	0.00	\$0	0	0.00	\$0	0	0.00	\$0	0	0.00	\$0
Nye	0	0.00	\$0	0	0.00	\$0	0	0.00	\$0	0	0.00	\$0	0	0.00	\$0
Pershing	0	0.00	\$0	0	0.00	\$0	0	0.00	\$0	0	0.00	\$0	0	0.00	\$0
South Lyon	0	0.00	\$0	0	0.00	\$0	0	0.00	\$0	0	0.00	\$0	0	0.00	\$0
William Bee Ririe	0	0.00	\$0	0	0.00	\$0	0	0.00	\$0	0	0.00	\$0	0	0.00	\$0
<b>Total</b>	<b>0</b>	<b>0.00</b>	<b>\$0</b>	<b>2</b>	<b>10.50</b>	<b>\$74,802</b>	<b>1</b>	<b>8.00</b>	<b>\$80,735</b>	<b>0</b>	<b>0.00</b>	<b>\$0</b>	<b>0</b>	<b>0.00</b>	<b>\$0</b>
<b>All Counties</b>	<b>641</b>	<b>9.47</b>	<b>\$137,715</b>	<b>669</b>	<b>9.55</b>	<b>\$150,837</b>	<b>658</b>	<b>9.19</b>	<b>\$158,786</b>	<b>721</b>	<b>9.84</b>	<b>\$180,779</b>	<b>672</b>	<b>9.54</b>	<b>\$190,556</b>

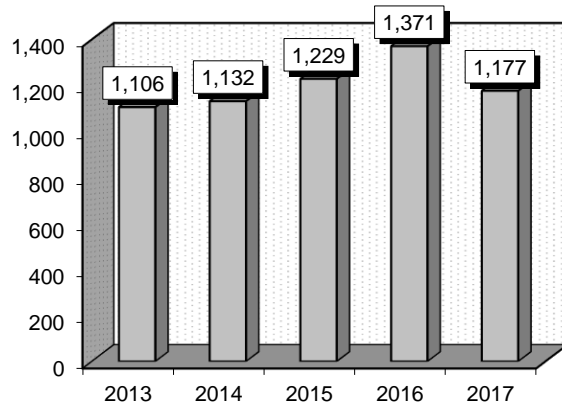
### Respiratory Infections & Inflammations (177-179)

**Diagnoses:** that frequently accompanied Respiratory Infections & Inflammations were: 1) Pneumonitis due to inhalation of food or vomitus (5070), 2) Unspecified essential hypertension (4019), 3) Chronic airway obstruction, not elsewhere classified (496), 4) Hypoxemia (79902), 5) Dysphagia, unspecified (78720), 6) Anemia, unspecified (2859), 7) Personal history of tobacco use (V1582).

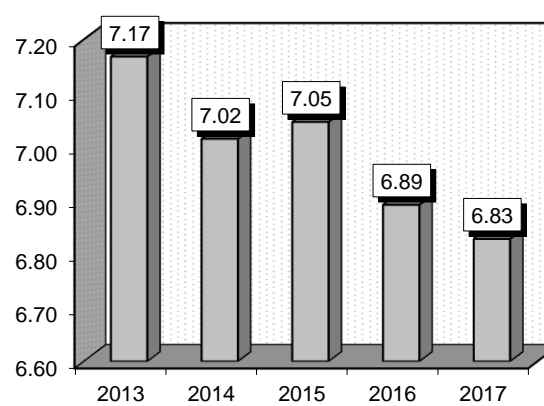
**Definitions:** **Pneumonia:** Inflammation of the lungs, usually due to infection with bacteria, viruses, or other pathogenic organisms. **Pseudomonas:** A genus of motile, polar-flagellate, non-spore-forming, strictly aerobic bacteria (family Pseudomonadaceae) containing gram-negative rods that occur singly. The metabolism is oxidative. They occur commonly in soil and in freshwater and marine environments. Some species are plant pathogens. Others are involved in human infections. **Hypoxemia:** An abnormal deficiency in the concentration of oxygen in arterial blood. **Dysphagia:** Difficulty in swallowing. **Staphylococcus:** A genus of nonmotile spherical gram-positive bacteria. Some species are normally found on the skin and in the throat. Certain species cause severe purulent infections or produce an enterotoxin, which may cause nausea, vomiting, and diarrhea. Life-threatening staphylococcal infections may arise within hospitals. **Pathogen:** Any virus, microorganism, or other substance causing disease. **Aspiration pneumonia:** An inflammatory condition of the lungs and bronchi caused by inhalation of foreign material or vomitus. **Hypertension:** High blood pressure.

Gender	2013			2014			2015			2016			2017		
	Cases	Avg LOS	Avg Bill	Cases	Avg LOS	Avg Bill	Cases	Avg LOS	Avg Bill	Cases	Avg LOS	Avg Bill	Cases	Avg LOS	Avg Bill
Male	630	7.22	\$74,915	653	7.20	\$80,181	674	7.43	\$84,412	812	6.96	\$78,870	645	7.42	\$87,104
Female	476	7.11	\$72,077	479	6.76	\$70,333	555	6.58	\$77,460	559	6.79	\$77,408	532	6.11	\$76,376
Age Group	Cases	Avg LOS	Avg Bill	Cases	Avg LOS	Avg Bill	Cases	Avg LOS	Avg Bill	Cases	Avg LOS	Avg Bill	Cases	Avg LOS	Avg Bill
0-17	51	8.88	\$86,149	39	6.87	\$70,377	52	7.77	\$102,228	56	6.82	\$80,273	60	7.05	\$101,508
18-35	81	8.69	\$98,653	85	7.66	\$77,036	77	10.17	\$96,671	70	5.61	\$71,889	74	7.04	\$83,034
36-49	85	8.33	\$75,458	83	5.64	\$70,914	73	7.78	\$91,976	78	5.36	\$59,480	87	6.10	\$70,669
50-64	212	7.14	\$77,416	230	7.48	\$77,119	219	7.45	\$88,943	279	7.04	\$79,292	208	7.19	\$91,236
65+	677	6.72	\$68,382	695	6.95	\$76,449	808	6.53	\$75,410	888	7.09	\$79,982	748	6.77	\$79,484
<b>Total</b>	<b>1,106</b>	<b>7.17</b>	<b>\$73,693</b>	<b>1,132</b>	<b>7.02</b>	<b>\$76,014</b>	<b>1,229</b>	<b>7.05</b>	<b>\$81,272</b>	<b>1,371</b>	<b>6.89</b>	<b>\$78,274</b>	<b>1,177</b>	<b>6.83</b>	<b>\$82,255</b>

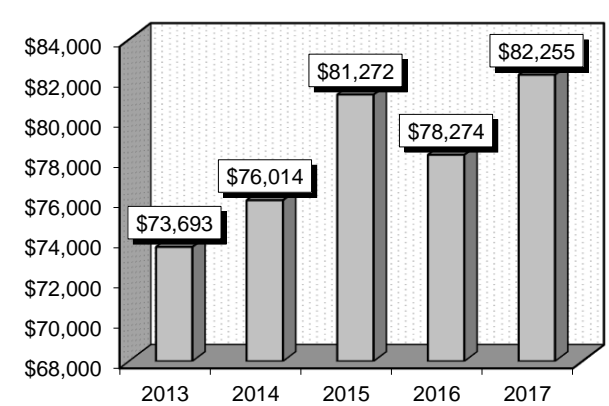
**Patient Discharges (Cases)**



**Average Length of Stay (Avg LOS)**



**Average Billed Charges (Avg Bill)**



County / Hospital	2013			2014			2015			2016			2017		
	Cases	Avg LOS	Avg Bill	Cases	Avg LOS	Avg Bill	Cases	Avg LOS	Avg Bill	Cases	Avg LOS	Avg Bill	Cases	Avg LOS	Avg Bill
<b>Clark</b>															
Centennial Hills	37	6.16	\$104,715	48	6.25	\$103,009	43	6.37	\$104,727	54	6.96	\$128,274	44	7.39	\$129,314
Desert Springs	50	9.86	\$120,369	57	8.60	\$106,759	56	6.61	\$98,282	67	6.46	\$95,492	40	5.25	\$85,291
Henderson Hospital	0	0.00	\$0	0	0.00	\$0	0	0.00	\$0	19	4.21	\$80,312	80	4.25	\$88,334
Mountain View	97	7.81	\$109,158	99	7.22	\$108,988	105	7.26	\$106,501	103	6.97	\$102,324	58	5.88	\$100,575
Mountain's Edge	0	0.00	\$0	0	0.00	\$0	0	0.00	\$0	19	10.58	\$78,077	27	19.26	\$146,993
North Vista	27	11.74	\$126,625	35	9.00	\$80,738	74	5.50	\$55,035	75	5.27	\$51,878	47	6.36	\$61,700
Southern Hills	19	8.89	\$94,191	24	7.25	\$96,734	59	10.39	\$111,449	45	6.91	\$117,907	47	7.79	\$122,133
Spring Valley	35	5.26	\$79,241	47	7.36	\$112,573	45	6.73	\$118,953	47	8.32	\$142,513	47	6.77	\$115,654
St. Rose-Rose de Lima	39	5.08	\$55,093	53	5.64	\$66,607	38	5.66	\$74,738	54	6.94	\$88,162	27	8.37	\$100,635
St. Rose-San Martin	35	7.80	\$67,504	34	7.88	\$77,301	47	7.49	\$87,027	35	6.91	\$88,541	32	6.09	\$78,540
St. Rose-Siena	69	6.99	\$75,381	76	6.08	\$73,482	69	7.48	\$89,456	73	6.44	\$76,071	50	5.22	\$70,298
Summerlin	54	7.69	\$114,281	61	8.20	\$128,063	69	6.99	\$127,628	94	6.06	\$103,434	72	6.14	\$122,044
Sunrise	86	7.63	\$104,277	70	7.06	\$98,941	85	8.56	\$120,701	71	7.63	\$95,713	52	7.00	\$113,348
UMC	71	10.96	\$85,591	72	9.89	\$80,610	59	9.34	\$99,583	57	9.12	\$103,463	51	7.35	\$89,721
Valley	32	9.38	\$140,596	35	6.97	\$106,765	40	9.68	\$147,159	44	7.43	\$123,347	40	7.93	\$140,454
<b>Total</b>	<b>651</b>	<b>8.07</b>	<b>\$98,142</b>	<b>711</b>	<b>7.48</b>	<b>\$96,033</b>	<b>789</b>	<b>7.55</b>	<b>\$102,815</b>	<b>857</b>	<b>6.94</b>	<b>\$98,045</b>	<b>714</b>	<b>6.86</b>	<b>\$103,175</b>
<b>Washoe</b>															
Carson Tahoe	87	4.79	\$33,538	98	4.96	\$35,674	96	5.89	\$40,509	141	5.25	\$38,803	123	5.17	\$42,369
Northern Nevada	22	3.91	\$43,887	13	7.23	\$77,153	5	3.60	\$44,968	16	3.75	\$56,150	20	4.95	\$72,289
Renown Regional	145	7.37	\$48,032	156	7.75	\$51,599	146	7.10	\$51,547	172	8.99	\$56,445	152	9.24	\$64,381
Renown S. Meadows	23	3.48	\$25,265	16	4.31	\$31,353	27	3.78	\$29,115	30	4.43	\$34,314	22	4.00	\$32,741
Saint Mary's	93	6.51	\$38,532	65	5.48	\$33,313	84	6.13	\$39,691	83	6.24	\$41,514	104	6.93	\$45,284
Sierra Surgery	0	0.00	\$0	0	0.00	\$0	0	0.00	\$0	0	0.00	\$0	0	0.00	\$0
<b>Total</b>	<b>370</b>	<b>6.10</b>	<b>\$40,574</b>	<b>348</b>	<b>6.36</b>	<b>\$43,722</b>	<b>358</b>	<b>6.25</b>	<b>\$44,021</b>	<b>442</b>	<b>6.78</b>	<b>\$46,500</b>	<b>421</b>	<b>7.00</b>	<b>\$51,954</b>
<b>Rural</b>															
Battle Mountain	0	0.00	\$0	0	0.00	\$0	0	0.00	\$0	1	1.00	\$12,480	0	0.00	\$0
Boulder City	1	8.00	\$46,490	6	3.17	\$20,390	3	9.33	\$51,362	4	8.75	\$36,416	4	11.00	\$36,273
Carson Valley	28	3.36	\$22,217	23	3.30	\$24,877	27	3.44	\$22,331	12	8.25	\$41,179	10	5.80	\$37,532
Churchill	19	7.95	\$43,521	12	9.83	\$51,953	19	6.84	\$38,493	12	5.58	\$31,768	5	4.80	\$34,719
Desert View	5	5.80	\$49,604	5	4.40	\$33,957	7	5.43	\$45,995	13	11.69	\$67,065	7	2.00	\$19,320
Grover C. Dils	2	3.50	\$7,396	1	4.00	\$4,969	0	0.00	\$0	0	0.00	\$0	0	0.00	\$0
Humboldt	5	4.60	\$20,974	4	12.25	\$52,062	2	18.50	\$82,486	1	3.00	\$25,313	0	0.00	\$0
Incline Village	0	0.00	\$0	0	0.00	\$0	0	0.00	\$0	0	0.00	\$0	0	0.00	\$0
Mesa View	7	2.86	\$17,300	4	2.75	\$16,596	7	4.00	\$23,205	6	3.83	\$27,452	4	2.25	\$23,635
Mount Grant	2	6.50	\$21,832	3	9.00	\$31,757	4	7.00	\$21,662	8	5.75	\$12,444	0	0.00	\$0
Northeastern	11	4.36	\$38,360	7	8.29	\$78,716	12	6.58	\$64,341	10	4.20	\$43,172	8	4.00	\$38,676
Nye	0	0.00	\$0	0	0.00	\$0	0	0.00	\$0	0	0.00	\$0	0	0.00	\$0
Pershing	0	0.00	\$0	0	0.00	\$0	0	0.00	\$0	0	0.00	\$0	1	5.00	\$10,693
South Lyon	0	0.00	\$0	2	3.00	\$7,843	0	0.00	\$0	0	0.00	\$0	0	0.00	\$0
William Bee Ririe	5	5.60	\$30,369	6	3.00	\$20,623	1	2.00	\$6,264	5	6.40	\$21,868	3	1.33	\$10,211
<b>Total</b>	<b>85</b>	<b>4.95</b>	<b>\$30,608</b>	<b>73</b>	<b>5.59</b>	<b>\$34,973</b>	<b>82</b>	<b>5.65</b>	<b>\$36,619</b>	<b>72</b>	<b>6.94</b>	<b>\$38,000</b>	<b>42</b>	<b>4.52</b>	<b>\$30,346</b>
<b>All Counties</b>	<b>1,106</b>	<b>7.17</b>	<b>\$73,693</b>	<b>1,132</b>	<b>7.02</b>	<b>\$76,014</b>	<b>1,229</b>	<b>7.05</b>	<b>\$81,272</b>	<b>1,371</b>	<b>6.89</b>	<b>\$78,274</b>	<b>1,177</b>	<b>6.83</b>	<b>\$82,255</b>

### Respiratory Neoplasms (180-182)

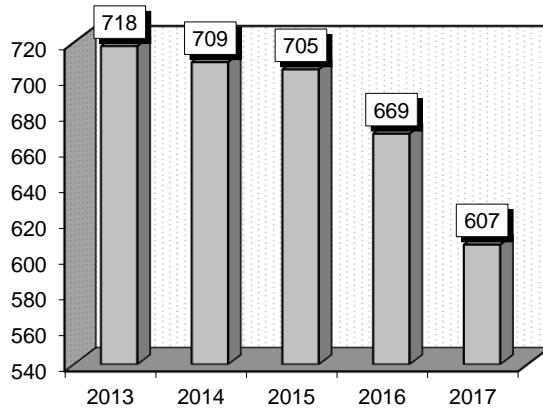
**Diagnoses:** that frequently accompanied Respiratory Neoplasms were: 1) Unspecified essential hypertension (4019), 2) Personal history of tobacco use (V1582), 3) Tobacco use disorder (3051), 4) Pneumonia, organism unspecified (486), 5) Diabetes mellitus without mention of complication, type II or unspecified type, not stated as uncontrolled (25000).

**Definitions:** **Hypertension:** High blood pressure. **Neoplasm:** An abnormal tissue that grows by cellular proliferation more rapidly than normal and continues to grow after the stimuli that initiated the new growth cease. Neoplasms show partial or complete lack of structural organization and functional coordination with the normal tissue, and usually form a distinct mass of tissue that may be either benign (benign tumor) or malignant (cancer). **Malignant:** Tending to become worse and end in death. **Pneumonia:** Inflammation of the lungs, usually due to infection with bacteria, viruses, or other pathogenic organisms. **Hypoxia:** An inadequate supply of oxygen to tissues. **Cyanosis:** A bluish color of the skin and the mucous membranes due to insufficient oxygen in the blood. **Bronchiectasis:** A condition in which an area of the bronchial tubes is permanently and abnormally widened (dilated), with accompanying infection.

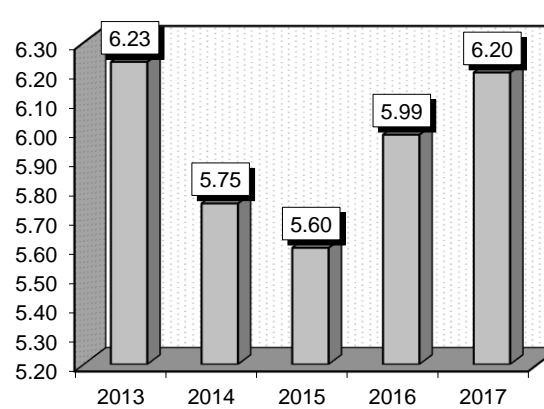
**Comment:** The lungs consist of bronchial tubes and lobes. During respiration air enters the bronchial tubes. These tubes continuously branch into smaller tubules called bronchioles. There are 5 sections or lobes within the lung. The right lung contains three lobes: upper, middle and lower. The left lung contains two: upper and lower. Neoplasms may be found in any part of the lung, from the bronchial tubes (ICD-9 1629) to the lobes (ICD-9 1623).

Gender	2013			2014			2015			2016			2017		
	Cases	Avg LOS	Avg Bill	Cases	Avg LOS	Avg Bill	Cases	Avg LOS	Avg Bill	Cases	Avg LOS	Avg Bill	Cases	Avg LOS	Avg Bill
Male	322	6.53	\$73,843	335	5.87	\$75,174	347	5.32	\$75,337	281	5.86	\$83,296	293	6.19	\$97,047
Female	396	5.99	\$69,969	374	5.64	\$73,653	358	5.87	\$81,197	388	6.07	\$83,245	314	6.20	\$93,965
Age Group	Cases	Avg LOS	Avg Bill	Cases	Avg LOS	Avg Bill	Cases	Avg LOS	Avg Bill	Cases	Avg LOS	Avg Bill	Cases	Avg LOS	Avg Bill
0-17	2	2.00	\$12,580	3	7.67	\$133,217	3	5.33	\$103,016	5	2.80	\$48,269	1	3.00	\$103,298
18-35	6	5.83	\$47,958	8	8.50	\$145,094	11	8.27	\$80,008	7	10.43	\$150,237	9	11.22	\$167,438
36-49	30	7.67	\$70,986	43	6.74	\$82,596	38	5.05	\$73,990	34	4.79	\$72,148	38	5.76	\$79,139
50-64	206	6.70	\$72,355	230	5.37	\$65,860	213	5.54	\$78,825	171	6.18	\$82,994	161	7.61	\$112,237
65+	474	5.96	\$72,020	425	5.79	\$76,400	440	5.61	\$78,228	452	5.97	\$83,556	398	5.56	\$88,573
<b>Total</b>	<b>718</b>	<b>6.23</b>	<b>\$71,706</b>	<b>709</b>	<b>5.75</b>	<b>\$74,372</b>	<b>705</b>	<b>5.60</b>	<b>\$78,313</b>	<b>669</b>	<b>5.99</b>	<b>\$83,266</b>	<b>607</b>	<b>6.20</b>	<b>\$95,453</b>

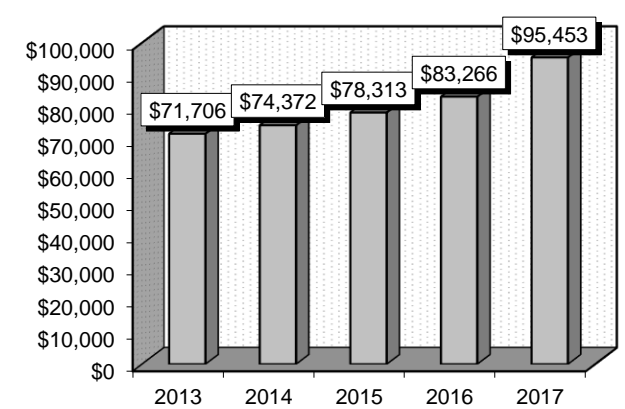
**Patient Discharges (Cases)**



**Average Length of Stay (Avg LOS)**



**Average Billed Charges (Avg Bill)**



County / Hospital	2013			2014			2015			2016			2017		
	Cases	Avg LOS	Avg Bill	Cases	Avg LOS	Avg Bill	Cases	Avg LOS	Avg Bill	Cases	Avg LOS	Avg Bill	Cases	Avg LOS	Avg Bill
<b>Clark</b>															
Centennial Hills	31	5.06	\$83,546	31	3.52	\$58,573	30	2.40	\$59,537	23	5.22	\$87,943	25	5.48	\$114,574
Desert Springs	51	5.47	\$70,927	45	5.33	\$79,130	40	5.95	\$91,307	34	5.91	\$91,280	26	6.00	\$111,248
Henderson Hospital	0	0.00	\$0	0	0.00	\$0	0	0.00	\$0	1	5.00	\$91,165	9	2.56	\$60,872
Mountain View	60	6.57	\$96,397	70	6.16	\$102,863	92	5.63	\$95,426	74	5.76	\$104,325	71	9.96	\$143,443
Mountain's Edge	0	0.00	\$0	0	0.00	\$0	0	0.00	\$0	6	6.83	\$40,412	1	10.00	\$58,321
North Vista	9	8.67	\$76,692	9	4.33	\$47,163	9	4.11	\$45,759	10	5.10	\$64,101	2	5.00	\$69,328
Southern Hills	21	5.38	\$72,264	24	5.00	\$78,243	31	6.48	\$100,272	45	5.71	\$107,096	46	4.48	\$84,663
Spring Valley	35	5.17	\$78,783	47	5.66	\$96,662	27	4.33	\$77,157	31	5.74	\$99,376	22	7.09	\$118,344
St. Rose-Rose de Lima	20	5.35	\$62,655	25	5.72	\$71,780	23	5.70	\$84,635	18	5.44	\$87,003	18	4.56	\$80,206
St. Rose-San Martin	26	6.77	\$83,010	25	4.44	\$61,360	32	4.28	\$77,129	15	7.47	\$111,807	17	4.59	\$81,610
St. Rose-Siena	56	6.04	\$68,468	51	5.96	\$77,253	57	6.39	\$83,916	56	6.39	\$89,220	76	6.50	\$108,597
Summerlin	49	9.63	\$126,800	54	7.04	\$113,097	52	6.02	\$111,305	58	4.22	\$89,992	53	5.92	\$134,599
Sunrise	82	6.20	\$85,933	60	5.70	\$98,668	81	6.36	\$97,264	76	6.00	\$106,840	54	5.43	\$101,349
UMC	73	8.84	\$58,744	62	6.95	\$50,285	58	6.90	\$66,464	50	6.44	\$69,514	41	7.88	\$84,372
Valley	36	6.00	\$81,868	29	5.34	\$93,679	32	4.50	\$68,482	24	6.17	\$104,733	15	3.60	\$76,374
<b>Total</b>	<b>549</b>	<b>6.67</b>	<b>\$81,415</b>	<b>532</b>	<b>5.77</b>	<b>\$83,745</b>	<b>564</b>	<b>5.65</b>	<b>\$86,404</b>	<b>521</b>	<b>5.79</b>	<b>\$94,605</b>	<b>476</b>	<b>6.39</b>	<b>\$108,151</b>
<b>Washoe</b>															
Carson Tahoe	16	3.44	\$29,916	24	6.00	\$50,081	19	4.32	\$44,192	13	3.46	\$47,628	22	3.18	\$34,114
Northern Nevada	6	5.33	\$66,459	4	2.00	\$28,087	3	6.33	\$82,680	4	3.50	\$56,511	5	2.00	\$56,820
Renown Regional	71	6.01	\$51,189	82	6.65	\$52,644	76	6.08	\$51,672	65	6.85	\$59,898	64	7.47	\$66,084
Renown S. Meadows	5	3.60	\$29,371	10	3.50	\$38,246	5	1.40	\$23,904	8	2.63	\$21,470	4	4.25	\$22,956
Saint Mary's	50	4.52	\$35,459	44	5.39	\$43,187	21	5.62	\$42,415	21	4.62	\$38,712	22	4.55	\$38,341
Sierra Surgery	0	0.00	\$0	0	0.00	\$0	0	0.00	\$0	0	0.00	\$0	0	0.00	\$0
<b>Total</b>	<b>148</b>	<b>5.12</b>	<b>\$43,457</b>	<b>164</b>	<b>5.91</b>	<b>\$48,255</b>	<b>124</b>	<b>5.55</b>	<b>\$48,589</b>	<b>111</b>	<b>5.60</b>	<b>\$51,561</b>	<b>117</b>	<b>5.77</b>	<b>\$52,986</b>
<b>Rural</b>															
Battle Mountain	0	0.00	\$0	0	0.00	\$0	0	0.00	\$0	0	0.00	\$0	0	0.00	\$0
Boulder City	3	2.67	\$18,626	1	3.00	\$26,935	1	6.00	\$27,745	5	9.40	\$38,020	0	0.00	\$0
Carson Valley	2	2.00	\$19,847	1	2.00	\$13,481	3	2.67	\$23,268	3	3.00	\$20,361	0	0.00	\$0
Churchill	0	0.00	\$0	4	3.25	\$17,690	2	2.50	\$18,998	0	0.00	\$0	2	7.50	\$34,862
Desert View	4	1.50	\$10,062	2	3.00	\$27,244	4	2.50	\$20,310	3	2.00	\$15,608	3	1.33	\$12,028
Grover C. Dils	0	0.00	\$0	0	0.00	\$0	0	0.00	\$0	0	0.00	\$0	2	1.50	\$8,656
Humboldt	2	2.50	\$8,240	0	0.00	\$0	0	0.00	\$0	1	5.00	\$22,070	2	3.00	\$10,164
Incline Village	0	0.00	\$0	0	0.00	\$0	0	0.00	\$0	0	0.00	\$0	0	0.00	\$0
Mesa View	3	2.67	\$9,636	0	0.00	\$0	0	0.00	\$0	0	0.00	\$0	0	0.00	\$0
Mount Grant	1	2.00	\$7,276	2	2.50	\$12,582	2	10.00	\$33,066	21	13.33	\$11,354	0	0.00	\$0
Northeastern	5	2.80	\$22,418	3	2.67	\$24,188	4	4.75	\$39,484	4	4.25	\$33,573	4	3.50	\$28,884
Nye	0	0.00	\$0	0	0.00	\$0	0	0.00	\$0	0	0.00	\$0	0	0.00	\$0
Pershing	0	0.00	\$0	0	0.00	\$0	0	0.00	\$0	0	0.00	\$0	0	0.00	\$0
South Lyon	0	0.00	\$0	0	0.00	\$0	0	0.00	\$0	0	0.00	\$0	0	0.00	\$0
William Bee Ririe	1	7.00	\$55,845	0	0.00	\$0	1	4.00	\$13,040	0	0.00	\$0	1	2.00	\$1,478
<b>Total</b>	<b>21</b>	<b>2.57</b>	<b>\$16,972</b>	<b>13</b>	<b>2.85</b>	<b>\$20,261</b>	<b>17</b>	<b>4.24</b>	<b>\$26,699</b>	<b>37</b>	<b>9.84</b>	<b>\$18,724</b>	<b>14</b>	<b>3.14</b>	<b>\$18,604</b>
<b>All Counties</b>	<b>718</b>	<b>6.23</b>	<b>\$71,706</b>	<b>709</b>	<b>5.75</b>	<b>\$74,372</b>	<b>705</b>	<b>5.60</b>	<b>\$78,313</b>	<b>669</b>	<b>5.99</b>	<b>\$83,266</b>	<b>607</b>	<b>6.20</b>	<b>\$95,453</b>

### Major Chest Trauma (183-185)

**Diagnoses:** that frequently accompanied Major Chest Trauma were: 1) Unspecified essential hypertension (4019), 2) Closed fracture of one rib (80701), 3) Closed fracture of two ribs (80702), 4) Closed fracture of three ribs (80703), 5) Tobacco use disorder (3051), 6) Contusion of lung without mention of open wound into thorax (86121), 7) Other and unspecified hyperlipidemia (2724).

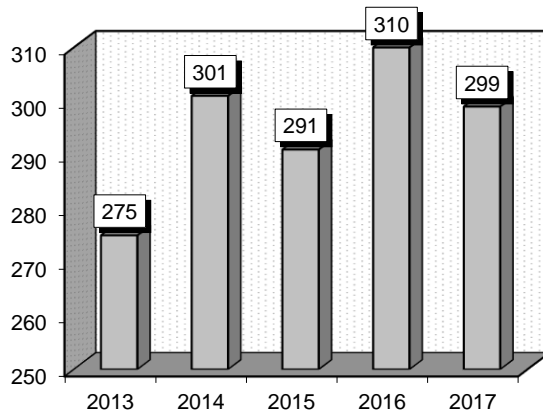
**Definitions:** **Hypertension:** High blood pressure. **Fracture:** A break in bone or cartilage. Although usually a result of trauma, a fracture can be the result of an acquired disease of bone, such as osteoporosis, or of abnormal formation of bone in a congenital disease of bone, such as osteogenesis imperfecta ('brittle bone disease'). **Thorax:** The part of the body between the neck and abdomen; it is separated from the abdomen by the diaphragm. **Diaphragm:** The musculomembranous partition separating the thoracic and abdominal cavities. **Contusion:** An injury in which the skin is not broken, often characterized by ruptured blood vessels and discolorations; a bruise. **Hyperlipidemia:** An abnormally high concentration of fats or lipids in the blood.

**Comment:** Major chest trauma is normally the result of an accident, such as an automobile accident (E8495). The resulting damage may be broken ribs or sternum, a collapsed or damaged lung or other chest organs.

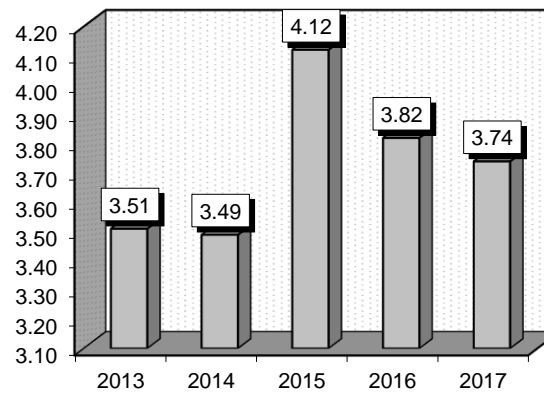
**Note:** Throughout this publication you may find a number of ailments accompanied by tobacco use disorder and/or hypertension. These often do not have a direct correlation to the ailment, but are left in to demonstrate to the reader their high frequency.

Gender	2013			2014			2015			2016			2017		
	Cases	Avg LOS	Avg Bill	Cases	Avg LOS	Avg Bill	Cases	Avg LOS	Avg Bill	Cases	Avg LOS	Avg Bill	Cases	Avg LOS	Avg Bill
Male	177	3.45	\$40,516	198	3.50	\$47,696	173	4.02	\$51,905	199	3.87	\$48,982	171	3.84	\$53,301
Female	98	3.61	\$37,024	103	3.47	\$37,762	118	4.26	\$52,270	111	3.72	\$44,985	128	3.61	\$54,393
Age Group	Cases	Avg LOS	Avg Bill	Cases	Avg LOS	Avg Bill	Cases	Avg LOS	Avg Bill	Cases	Avg LOS	Avg Bill	Cases	Avg LOS	Avg Bill
0-17	5	1.40	\$20,167	3	3.33	\$32,442	1	1.00	\$25,523	3	4.00	\$45,384	5	2.60	\$54,867
18-35	19	2.11	\$29,233	23	2.61	\$46,941	16	2.38	\$46,155	18	1.94	\$42,283	13	3.62	\$65,517
36-49	44	2.84	\$33,519	45	2.22	\$39,405	33	3.73	\$55,083	46	3.13	\$48,567	22	2.55	\$47,368
50-64	73	3.47	\$43,105	104	3.67	\$44,620	93	4.10	\$53,928	83	3.84	\$53,756	74	3.50	\$52,120
65+	134	4.03	\$41,209	126	3.95	\$45,576	148	4.43	\$51,016	160	4.21	\$44,673	185	4.02	\$54,334
<b>Total</b>	<b>275</b>	<b>3.51</b>	<b>\$39,272</b>	<b>301</b>	<b>3.49</b>	<b>\$44,296</b>	<b>291</b>	<b>4.12</b>	<b>\$51,053</b>	<b>310</b>	<b>3.82</b>	<b>\$47,551</b>	<b>299</b>	<b>3.74</b>	<b>\$53,769</b>

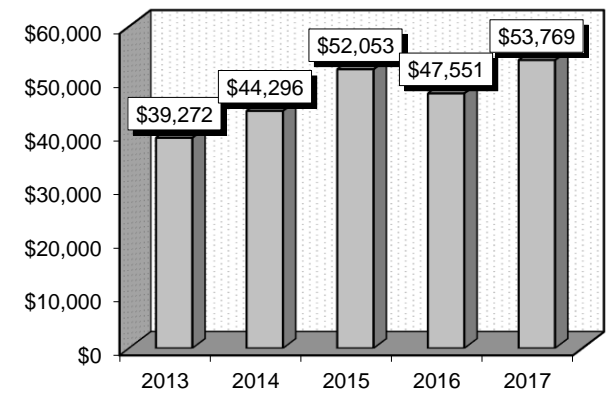
Patient Discharges (Cases)



Average Length of Stay (Avg LOS)



Average Billed Charges (Avg Bill)



County / Hospital	2013			2014			2015			2016			2017		
	Cases	Avg LOS	Avg Bill	Cases	Avg LOS	Avg Bill	Cases	Avg LOS	Avg Bill	Cases	Avg LOS	Avg Bill	Cases	Avg LOS	Avg Bill
<b>Clark</b>															
Centennial Hills	10	2.50	\$37,129	2	2.50	\$58,846	2	6.50	\$34,466	4	2.75	\$47,799	2	3.00	\$49,172
Desert Springs	2	5.50	\$38,345	8	3.25	\$36,667	4	9.50	\$120,870	3	5.33	\$70,629	8	2.38	\$43,040
Henderson Hospital	0	0.00	\$0	0	0.00	\$0	0	0.00	\$0	0	0.00	\$0	2	2.50	\$49,700
Mountain View	7	4.00	\$54,929	4	4.50	\$74,201	8	4.00	\$67,014	14	2.50	\$43,324	8	5.50	\$103,076
Mountain's Edge	0	0.00	\$0	0	0.00	\$0	0	0.00	\$0	0	0.00	\$0	0	0.00	\$0
North Vista	1	6.00	\$32,322	2	2.50	\$22,075	3	3.00	\$20,465	2	3.00	\$61,892	1	4.00	\$26,213
Southern Hills	1	3.00	\$64,589	1	2.00	\$28,266	1	6.00	\$40,804	5	2.40	\$29,453	9	2.33	\$47,557
Spring Valley	5	3.80	\$49,850	4	2.25	\$49,912	5	2.40	\$41,634	5	4.40	\$71,954	5	4.20	\$67,659
St. Rose-Rose de Lima	2	5.50	\$34,616	1	3.00	\$36,982	2	4.00	\$60,199	1	1.00	\$20,999	0	0.00	\$0
St. Rose-San Martin	1	8.00	\$74,024	1	3.00	\$39,131	1	1.00	\$52,058	1	1.00	\$46,638	0	0.00	\$0
St. Rose-Siena	13	3.23	\$36,377	11	3.55	\$51,205	19	3.42	\$51,069	24	4.54	\$58,822	28	2.61	\$46,492
Summerlin	6	1.67	\$26,436	2	11.00	\$178,015	4	3.75	\$70,395	5	2.80	\$64,406	11	2.45	\$63,850
Sunrise	39	3.38	\$55,017	43	4.02	\$65,288	44	3.93	\$76,004	31	3.19	\$72,628	44	3.93	\$83,187
UMC	68	3.13	\$33,004	89	3.18	\$40,806	70	3.17	\$44,163	65	3.43	\$49,187	53	3.06	\$49,581
Valley	5	3.20	\$34,547	2	5.00	\$65,241	5	1.60	\$26,468	1	2.00	\$73,271	5	2.00	\$51,990
<b>Total</b>	<b>160</b>	<b>3.28</b>	<b>\$40,725</b>	<b>170</b>	<b>3.52</b>	<b>\$50,264</b>	<b>168</b>	<b>3.58</b>	<b>\$55,900</b>	<b>161</b>	<b>3.42</b>	<b>\$55,675</b>	<b>176</b>	<b>3.21</b>	<b>\$60,860</b>
<b>Washoe</b>															
Carson Tahoe	4	4.25	\$25,378	12	4.08	\$24,888	5	3.80	\$25,717	3	5.67	\$31,814	4	2.50	\$17,757
Northern Nevada	2	2.50	\$33,592	3	3.33	\$37,173	1	2.00	\$28,849	3	2.00	\$33,708	2	2.00	\$30,451
Renown Regional	86	4.06	\$42,046	95	3.48	\$41,722	104	5.21	\$51,096	111	4.24	\$44,189	90	4.92	\$50,049
Renown S. Meadows	2	2.50	\$23,570	1	4.00	\$19,123	1	3.00	\$29,403	2	1.50	\$28,699	6	2.50	\$32,727
Saint Mary's	9	4.22	\$26,083	9	3.22	\$17,916	5	2.80	\$17,318	10	3.80	\$27,726	8	4.25	\$27,160
Sierra Surgery	0	0.00	\$0	0	0.00	\$0	0	0.00	\$0	0	0.00	\$0	0	0.00	\$0
<b>Total</b>	<b>103</b>	<b>4.02</b>	<b>\$39,481</b>	<b>120</b>	<b>3.53</b>	<b>\$37,951</b>	<b>116</b>	<b>5.00</b>	<b>\$48,167</b>	<b>129</b>	<b>4.15</b>	<b>\$42,141</b>	<b>110</b>	<b>4.60</b>	<b>\$45,909</b>
<b>Rural</b>															
Battle Mountain	0	0.00	\$0	0	0.00	\$0	0	0.00	\$0	0	0.00	\$0	0	0.00	\$0
Boulder City	0	0.00	\$0	0	0.00	\$0	0	0.00	\$0	0	0.00	\$0	1	2.00	\$12,073
Carson Valley	1	4.00	\$44,607	1	2.00	\$17,210	4	2.00	\$23,970	2	4.50	\$31,220	5	3.80	\$20,400
Churchill	1	1.00	\$6,332	0	0.00	\$0	0	0.00	\$0	0	0.00	\$0	0	0.00	\$0
Desert View	2	2.00	\$13,865	3	3.00	\$18,421	0	0.00	\$0	1	2.00	\$12,966	3	3.00	\$19,750
Grover C. Dils	0	0.00	\$0	0	0.00	\$0	0	0.00	\$0	0	0.00	\$0	0	0.00	\$0
Humboldt	0	0.00	\$0	1	4.00	\$18,230	2	3.50	\$15,859	0	0.00	\$0	0	0.00	\$0
Incline Village	0	0.00	\$0	0	0.00	\$0	0	0.00	\$0	0	0.00	\$0	0	0.00	\$0
Mesa View	0	0.00	\$0	2	2.00	\$22,126	0	0.00	\$0	0	0.00	\$0	0	0.00	\$0
Mount Grant	0	0.00	\$0	0	0.00	\$0	0	0.00	\$0	6	6.17	\$8,815	0	0.00	\$0
Northeastern	4	3.25	\$24,209	4	2.50	\$24,814	1	2.00	\$41,237	6	2.00	\$24,448	4	4.25	\$35,583
Nye	3	1.00	\$3,458	0	0.00	\$0	0	0.00	\$0	0	0.00	\$0	0	0.00	\$0
Pershing	0	0.00	\$0	0	0.00	\$0	0	0.00	\$0	0	0.00	\$0	0	0.00	\$0
South Lyon	0	0.00	\$0	0	0.00	\$0	0	0.00	\$0	5	7.60	\$13,182	0	0.00	\$0
William Bee Ririe	1	2.00	\$31,233	0	0.00	\$0	0	0.00	\$0	0	0.00	\$0	0	0.00	\$0
<b>Total</b>	<b>12</b>	<b>2.25</b>	<b>\$18,093</b>	<b>11</b>	<b>2.64</b>	<b>\$21,292</b>	<b>7</b>	<b>2.43</b>	<b>\$24,119</b>	<b>20</b>	<b>4.90</b>	<b>\$17,045</b>	<b>13</b>	<b>3.62</b>	<b>\$24,281</b>
<b>All Counties</b>	<b>275</b>	<b>3.51</b>	<b>\$39,272</b>	<b>301</b>	<b>3.49</b>	<b>\$44,296</b>	<b>291</b>	<b>4.12</b>	<b>\$52,053</b>	<b>310</b>	<b>3.82</b>	<b>\$47,551</b>	<b>299</b>	<b>3.74</b>	<b>\$53,769</b>

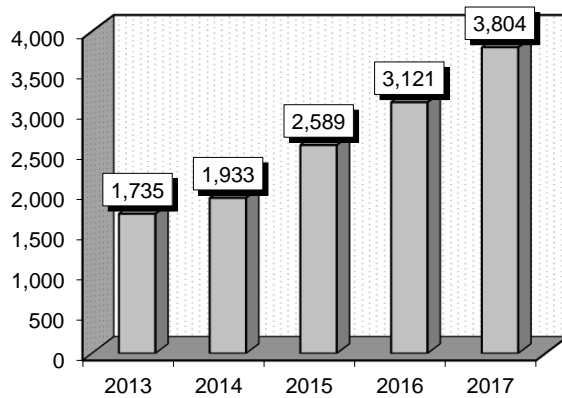
### Pulmonary Edema & Respiratory Failure (189)

**Diagnoses:** that frequently accompanied Pulmonary Edema & Respiratory Failure were: 1) Acute respiratory failure (51881), 2) Unspecified essential hypertension (4019), 3) Obstructive chronic bronchitis with (acute) exacerbation (49121), 4) Congestive heart failure, unspecified (4280), 5) Personal history of tobacco use (V1582), 6) Pneumonia, organism unspecified (486).

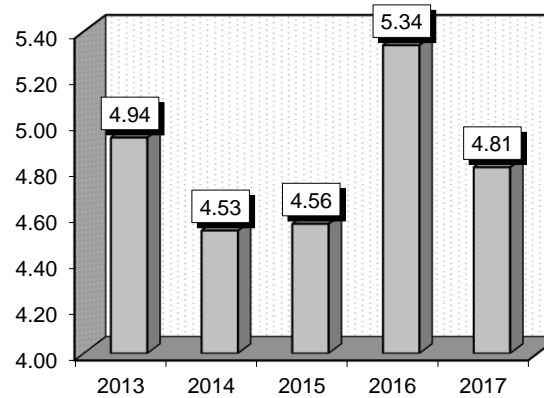
**Definitions:** **Edema:** Swelling of soft tissues as a result of excess fluid accumulation. **Hypertension:** High blood pressure. **Bronchitis:** An inflammation of the air passages between the nose and the lungs, including the windpipe or trachea and the larger air tubes of the lung that bring air in from the trachea (bronchi). **Chronic obstructive pulmonary disease:** Refers to a group of lung diseases that block airflow and make breathing difficult. Emphysema and chronic bronchitis are the two most common conditions that make up COPD. **Exacerbation:** Increase in severity of a disease or any of its symptoms. **Hypoxia:** An inadequate supply of oxygen to tissues. **Cyanosis:** A bluish color of the skin and the mucous membranes due to insufficient oxygen in the blood. **Bronchiectasis:** A condition in which an area of the bronchial tubes is permanently and abnormally widened (dilated), with accompanying infection. **Pneumonia:** Inflammation of the lungs, usually due to infection with bacteria, viruses, or other pathogenic organisms.

Gender	2013			2014			2015			2016			2017		
	Cases	Avg LOS	Avg Bill	Cases	Avg LOS	Avg Bill	Cases	Avg LOS	Avg Bill	Cases	Avg LOS	Avg Bill	Cases	Avg LOS	Avg Bill
Male	747	4.95	\$61,414	824	4.56	\$59,892	1,086	4.55	\$61,089	1,362	5.40	\$66,276	1,644	4.82	\$64,141
Female	988	4.93	\$59,097	1,109	4.51	\$57,832	1,503	4.58	\$58,311	1,759	5.29	\$65,333	2,160	4.80	\$63,331
Age Group	Cases	Avg LOS	Avg Bill	Cases	Avg LOS	Avg Bill	Cases	Avg LOS	Avg Bill	Cases	Avg LOS	Avg Bill	Cases	Avg LOS	Avg Bill
0-17	14	3.14	\$47,554	17	3.06	\$45,021	27	4.93	\$66,209	26	4.35	\$68,431	45	3.80	\$47,397
18-35	60	4.10	\$48,477	85	3.32	\$45,069	98	3.11	\$42,569	136	4.03	\$52,374	165	3.70	\$48,891
36-49	128	4.54	\$59,801	151	3.97	\$53,553	213	5.04	\$69,789	248	4.27	\$60,752	262	4.07	\$54,744
50-64	469	4.96	\$58,811	543	4.79	\$60,989	764	4.33	\$57,225	961	5.24	\$65,700	1,093	4.86	\$65,128
65+	1,064	5.05	\$61,516	1,137	4.60	\$59,531	1,487	4.71	\$60,148	1,750	5.66	\$67,476	2,239	4.97	\$65,438
<b>Total</b>	<b>1,735</b>	<b>4.94</b>	<b>\$60,095</b>	<b>1,933</b>	<b>4.53</b>	<b>\$58,710</b>	<b>2,589</b>	<b>4.56</b>	<b>\$59,476</b>	<b>3,121</b>	<b>5.34</b>	<b>\$65,744</b>	<b>3,804</b>	<b>4.81</b>	<b>\$63,681</b>

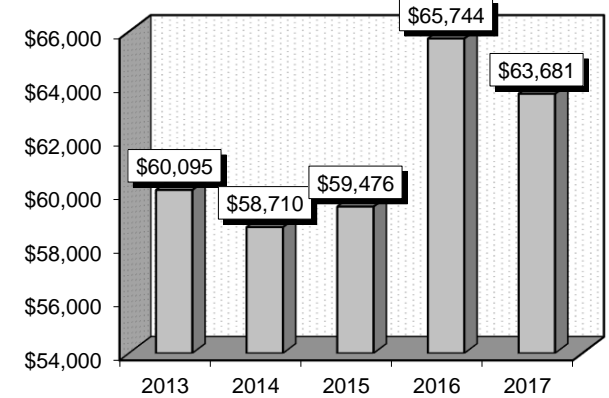
Patient Discharges (Cases)



Average Length of Stay (Avg LOS)



Average Billed Charges (Avg Bill)





County / Hospital	2013			2014			2015			2016			2017		
	Cases	Avg LOS	Avg Bill	Cases	Avg LOS	Avg Bill	Cases	Avg LOS	Avg Bill	Cases	Avg LOS	Avg Bill	Cases	Avg LOS	Avg Bill
<b>Clark</b>															
Centennial Hills	92	4.87	\$78,971	93	3.87	\$64,331	97	5.24	\$85,524	108	5.15	\$92,013	102	4.03	\$86,782
Desert Springs	49	5.92	\$80,261	59	5.78	\$75,687	100	4.98	\$70,249	135	3.51	\$62,636	178	4.34	\$74,889
Henderson Hospital	0	0.00	\$0	0	0.00	\$0	0	0.00	\$0	12	3.08	\$70,956	72	3.10	\$68,580
Mountain View	165	5.60	\$76,785	203	4.98	\$80,819	322	5.04	\$76,995	327	4.61	\$78,244	354	4.50	\$81,832
Mountain's Edge	0	0.00	\$0	0	0.00	\$0	25	14.84	\$113,284	177	19.89	\$179,844	171	19.66	\$185,729
North Vista	62	5.55	\$69,074	77	4.65	\$59,493	188	3.13	\$33,445	184	2.98	\$30,769	125	3.02	\$31,715
Southern Hills	103	5.44	\$68,130	83	5.77	\$71,384	115	4.96	\$66,359	133	5.29	\$78,238	200	5.05	\$81,479
Spring Valley	60	4.57	\$78,665	67	6.51	\$123,042	90	4.62	\$83,418	98	5.44	\$100,269	119	4.47	\$84,266
St. Rose-Rose de Lima	82	5.39	\$53,881	89	3.58	\$52,324	96	4.71	\$67,886	93	4.42	\$62,178	53	4.21	\$61,622
St. Rose-San Martin	31	6.16	\$69,702	50	6.10	\$62,179	62	4.95	\$64,432	78	4.23	\$59,040	85	2.99	\$45,981
St. Rose-Siena	81	4.65	\$56,124	74	4.38	\$60,401	129	4.78	\$62,243	175	4.26	\$59,790	142	4.22	\$65,127
Summerlin	183	5.53	\$81,082	130	6.49	\$99,124	141	5.79	\$103,547	104	5.53	\$107,862	140	4.63	\$98,822
Sunrise	134	4.52	\$69,697	145	4.08	\$69,815	183	5.21	\$84,285	176	5.84	\$100,794	261	5.30	\$99,990
UMC	20	4.00	\$36,300	25	3.84	\$34,518	34	6.74	\$78,863	56	11.64	\$90,977	72	5.61	\$70,702
Valley	87	5.09	\$92,032	74	5.99	\$111,752	119	5.26	\$92,985	105	4.09	\$86,501	93	4.30	\$85,552
<b>Total</b>	<b>1,149</b>	<b>5.21</b>	<b>\$73,040</b>	<b>1,169</b>	<b>5.05</b>	<b>\$76,973</b>	<b>1,701</b>	<b>5.04</b>	<b>\$74,476</b>	<b>1,961</b>	<b>6.15</b>	<b>\$84,927</b>	<b>2,167</b>	<b>5.63</b>	<b>\$86,542</b>
<b>Washoe</b>															
Carson Tahoe	63	3.17	\$28,787	186	3.80	\$28,640	213	3.88	\$29,269	309	4.45	\$36,441	412	4.09	\$36,571
Northern Nevada	61	3.74	\$43,105	110	3.04	\$39,007	98	4.19	\$53,875	89	2.96	\$42,769	97	2.80	\$46,354
Renown Regional	163	6.53	\$51,888	179	4.54	\$37,938	264	4.12	\$33,999	320	4.77	\$39,551	483	4.10	\$35,882
Renown S. Meadows	14	4.86	\$47,246	5	1.80	\$24,203	14	2.64	\$23,246	28	2.75	\$29,242	94	3.29	\$34,225
Saint Mary's	231	3.60	\$23,714	228	3.37	\$23,103	216	2.82	\$20,175	265	3.13	\$22,403	289	3.56	\$23,822
Sierra Surgery	0	0.00	\$0	0	0.00	\$0	0	0.00	\$0	0	0.00	\$0	0	0.00	\$0
<b>Total</b>	<b>532</b>	<b>4.50</b>	<b>\$35,790</b>	<b>708</b>	<b>3.71</b>	<b>\$30,787</b>	<b>805</b>	<b>3.69</b>	<b>\$31,271</b>	<b>1,011</b>	<b>4.03</b>	<b>\$34,103</b>	<b>1,375</b>	<b>3.84</b>	<b>\$34,179</b>
<b>Rural</b>															
Battle Mountain	0	0.00	\$0	1	2.00	\$9,298	0	0.00	\$0	0	0.00	\$0	0	0.00	\$0
Boulder City	1	1.00	\$9,693	1	4.00	\$27,827	0	0.00	\$0	1	1.00	\$6,562	1	1.00	\$7,523
Carson Valley	1	4.00	\$37,201	3	1.67	\$15,186	11	2.18	\$20,129	20	3.00	\$24,454	28	3.36	\$30,170
Churchill	8	7.00	\$40,655	13	4.31	\$25,317	21	3.57	\$22,524	43	3.98	\$23,859	45	3.76	\$25,632
Desert View	13	2.38	\$21,336	8	2.00	\$20,102	11	2.45	\$23,005	19	3.58	\$29,497	40	2.88	\$27,152
Grover C. Dils	0	0.00	\$0	0	0.00	\$0	0	0.00	\$0	1	4.00	\$9,305	0	0.00	\$0
Humboldt	11	3.91	\$20,854	5	6.00	\$42,148	3	5.00	\$46,297	6	3.50	\$23,651	5	2.00	\$16,647
Incline Village	0	0.00	\$0	0	0.00	\$0	0	0.00	\$0	0	0.00	\$0	0	0.00	\$0
Mesa View	4	2.75	\$19,619	6	3.00	\$21,527	6	3.33	\$20,699	15	2.60	\$18,440	31	3.19	\$21,760
Mount Grant	3	2.33	\$8,042	0	0.00	\$0	2	4.00	\$15,461	0	0.00	\$0	0	0.00	\$0
Northeastern	7	3.29	\$35,295	13	5.92	\$54,610	16	3.31	\$38,854	39	4.13	\$40,354	103	2.97	\$35,350
Nye	1	1.00	\$23,398	0	0.00	\$0	0	0.00	\$0	0	0.00	\$0	0	0.00	\$0
Pershing	0	0.00	\$0	1	2.00	\$7,190	0	0.00	\$0	0	0.00	\$0	0	0.00	\$0
South Lyon	0	0.00	\$0	0	0.00	\$0	0	0.00	\$0	0	0.00	\$0	0	0.00	\$0
William Bee Ririe	5	1.80	\$9,992	5	3.40	\$15,647	13	3.85	\$20,298	5	3.80	\$16,941	9	4.00	\$24,308
<b>Total</b>	<b>54</b>	<b>3.44</b>	<b>\$24,110</b>	<b>56</b>	<b>4.05</b>	<b>\$30,498</b>	<b>83</b>	<b>3.28</b>	<b>\$25,627</b>	<b>149</b>	<b>3.65</b>	<b>\$27,976</b>	<b>262</b>	<b>3.17</b>	<b>\$29,425</b>
<b>All Counties</b>	<b>1,735</b>	<b>4.94</b>	<b>\$60,095</b>	<b>1,933</b>	<b>4.53</b>	<b>\$58,710</b>	<b>2,589</b>	<b>4.56</b>	<b>\$59,476</b>	<b>3,121</b>	<b>5.34</b>	<b>\$65,744</b>	<b>3,804</b>	<b>4.81</b>	<b>\$63,681</b>

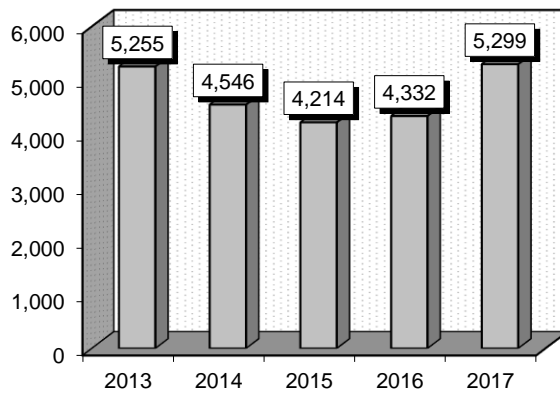
### Chronic Obstructive Pulmonary Disease (190-192)

**Diagnoses:** that frequently accompanied Chronic Obstructive Pulmonary Disease were: 1) Obstructive chronic bronchitis with (acute) exacerbation (49121), 2) Unspecified essential hypertension (4019), 3) Tobacco use disorder (3051), 4) Other and unspecified hyperlipidemia (2724), 5) Congestive heart failure, unspecified (4280).

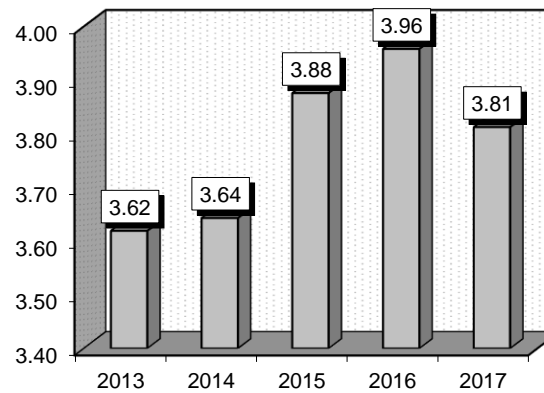
**Definitions:** **Chronic obstructive pulmonary disease:** Refers to a group of lung diseases that block airflow and make breathing difficult. Emphysema and chronic bronchitis are the two most common conditions that make up COPD. **Hypertension:** High blood pressure. **Exacerbation:** Increase in severity of a disease or any of its symptoms. **Asthma:** Chronic inflammatory disease of the airways. **Status asthmaticus:** A condition of severe, prolonged asthma. **Hypoxia:** An inadequate supply of oxygen to tissues. **Cyanosis:** A bluish color of the skin and the mucous membranes due to insufficient oxygen in the blood. **Bronchiectasis:** A condition in which an area of the bronchial tubes is permanently and abnormally widened (dilated), with accompanying infection.

Gender	2013			2014			2015			2016			2017		
	Cases	Avg LOS	Avg Bill	Cases	Avg LOS	Avg Bill	Cases	Avg LOS	Avg Bill	Cases	Avg LOS	Avg Bill	Cases	Avg LOS	Avg Bill
Male	2,281	3.44	\$38,775	1,889	3.59	\$42,865	1,775	3.58	\$47,388	1,859	3.85	\$51,166	2,266	3.69	\$53,583
Female	2,974	3.76	\$39,889	2,657	3.68	\$43,693	2,439	4.09	\$49,010	2,473	4.04	\$52,195	3,033	3.91	\$54,464
Age Group	Cases	Avg LOS	Avg Bill	Cases	Avg LOS	Avg Bill	Cases	Avg LOS	Avg Bill	Cases	Avg LOS	Avg Bill	Cases	Avg LOS	Avg Bill
0-17	4	4.75	\$58,316	7	2.43	\$18,209	4	4.50	\$64,245	5	6.00	\$86,221	4	2.00	\$16,592
18-35	39	3.74	\$42,186	44	2.45	\$27,592	33	3.12	\$38,202	25	3.28	\$50,531	30	2.80	\$43,705
36-49	348	3.21	\$37,445	307	3.42	\$40,744	248	3.50	\$48,790	210	3.27	\$50,906	242	2.95	\$47,996
50-64	1,755	3.54	\$38,418	1,537	3.55	\$43,073	1,454	3.69	\$47,543	1,421	3.80	\$51,116	1,677	3.54	\$51,874
65+	3,109	3.71	\$40,123	2,651	3.75	\$44,139	2,475	4.03	\$48,850	2,671	4.10	\$52,106	3,346	4.02	\$55,776
<b>Total</b>	<b>5,255</b>	<b>3.62</b>	<b>\$39,405</b>	<b>4,546</b>	<b>3.64</b>	<b>\$43,349</b>	<b>4,214</b>	<b>3.88</b>	<b>\$48,327</b>	<b>4,332</b>	<b>3.96</b>	<b>\$51,754</b>	<b>5,299</b>	<b>3.81</b>	<b>\$54,088</b>

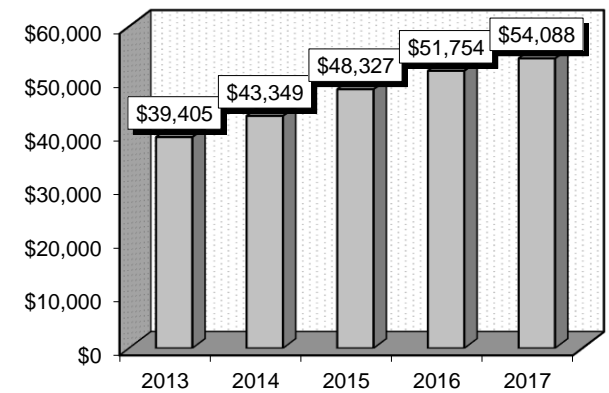
Patient Discharges (Cases)



Average Length of Stay (Avg LOS)



Average Billed Charges (Avg Bill)



County / Hospital	2013			2014			2015			2016			2017		
	Cases	Avg LOS	Avg Bill	Cases	Avg LOS	Avg Bill	Cases	Avg LOS	Avg Bill	Cases	Avg LOS	Avg Bill	Cases	Avg LOS	Avg Bill
<b>Clark</b>															
Centennial Hills	179	3.64	\$54,909	181	3.49	\$57,636	240	3.63	\$61,765	149	2.88	\$58,407	300	3.82	\$73,519
Desert Springs	308	4.32	\$51,867	329	3.85	\$52,887	367	3.50	\$54,877	311	4.11	\$59,326	376	3.92	\$60,923
Henderson Hospital	0	0.00	\$0	0	0.00	\$0	0	0.00	\$0	8	1.63	\$47,157	155	3.17	\$62,971
Mountain View	413	4.36	\$60,410	368	3.86	\$56,925	359	3.77	\$58,366	447	3.94	\$66,384	297	4.01	\$68,243
Mountain's Edge	0	0.00	\$0	0	0.00	\$0	20	5.75	\$28,717	100	7.54	\$49,834	176	5.80	\$37,486
North Vista	297	4.15	\$38,700	230	3.23	\$31,848	175	2.68	\$29,365	136	2.74	\$28,192	128	2.61	\$29,730
Southern Hills	67	3.22	\$40,753	92	4.30	\$53,898	94	3.87	\$51,734	149	4.44	\$63,016	158	4.28	\$68,636
Spring Valley	230	3.24	\$50,639	213	3.33	\$56,465	186	3.90	\$67,984	136	4.35	\$77,348	255	3.71	\$67,064
St. Rose-Rose de Lima	216	3.54	\$36,988	153	3.32	\$39,843	147	3.82	\$50,754	146	3.53	\$51,498	168	4.24	\$58,980
St. Rose-San Martin	168	4.01	\$39,757	90	3.71	\$40,710	134	4.24	\$49,876	112	3.13	\$47,681	150	3.35	\$49,331
St. Rose-Siena	226	3.80	\$41,048	180	3.33	\$43,267	179	3.96	\$53,213	256	4.13	\$56,016	357	3.87	\$57,053
Summerlin	199	3.95	\$59,885	232	4.31	\$67,054	180	4.36	\$72,659	159	4.47	\$77,522	288	3.90	\$78,864
Sunrise	477	3.13	\$46,929	393	3.72	\$57,485	465	4.14	\$67,877	459	4.61	\$79,281	501	4.14	\$76,838
UMC	316	3.57	\$29,445	278	3.43	\$29,924	220	5.11	\$39,600	229	3.62	\$45,447	270	4.04	\$51,815
Valley	317	3.50	\$55,361	287	4.77	\$73,347	304	3.34	\$54,234	222	3.43	\$67,080	301	3.54	\$64,238
<b>Total</b>	<b>3,413</b>	<b>3.75</b>	<b>\$47,385</b>	<b>3,026</b>	<b>3.76</b>	<b>\$52,266</b>	<b>3,070</b>	<b>3.87</b>	<b>\$56,237</b>	<b>3,019</b>	<b>4.04</b>	<b>\$61,989</b>	<b>3,880</b>	<b>3.93</b>	<b>\$63,286</b>
<b>Washoe</b>															
Carson Tahoe	305	3.31	\$24,484	184	3.43	\$24,149	137	3.15	\$23,140	167	3.65	\$26,384	146	3.53	\$28,920
Northern Nevada	92	2.43	\$29,747	67	2.73	\$32,254	84	2.75	\$38,623	76	3.26	\$46,594	99	2.82	\$45,934
Renown Regional	602	3.61	\$27,846	479	3.46	\$27,530	309	3.30	\$28,917	355	3.88	\$32,427	458	3.74	\$32,490
Renown S. Meadows	130	3.55	\$27,733	96	3.27	\$26,364	94	3.36	\$31,746	135	3.00	\$28,749	83	3.31	\$31,587
Saint Mary's	184	3.26	\$20,462	111	2.89	\$19,183	64	2.45	\$17,889	125	2.87	\$20,004	84	2.93	\$21,456
Sierra Surgery	0	0.00	\$0	0	0.00	\$0	0	0.00	\$0	0	0.00	\$0	0	0.00	\$0
<b>Total</b>	<b>1,313</b>	<b>3.40</b>	<b>\$26,152</b>	<b>937</b>	<b>3.32</b>	<b>\$26,095</b>	<b>688</b>	<b>3.13</b>	<b>\$28,313</b>	<b>858</b>	<b>3.50</b>	<b>\$30,117</b>	<b>870</b>	<b>3.48</b>	<b>\$32,269</b>
<b>Rural</b>															
Battle Mountain	1	2.00	\$5,597	6	1.67	\$9,878	2	3.00	\$8,269	2	2.50	\$9,379	2	2.50	\$6,836
Boulder City	26	6.27	\$27,122	27	4.48	\$25,959	20	5.75	\$27,551	31	6.16	\$27,804	30	5.80	\$27,144
Carson Valley	22	2.05	\$14,977	22	2.82	\$21,874	37	2.38	\$18,602	38	3.37	\$25,816	88	3.26	\$25,512
Churchill	110	4.44	\$25,852	105	4.55	\$28,185	75	3.48	\$22,795	38	2.74	\$16,846	77	3.48	\$20,234
Desert View	111	2.96	\$21,838	181	2.83	\$24,741	136	7.88	\$27,779	136	3.47	\$28,660	143	3.18	\$25,871
Grover C. Dils	9	3.44	\$7,353	9	2.44	\$5,247	10	6.60	\$13,983	12	4.67	\$11,408	14	3.50	\$10,992
Humboldt	38	2.68	\$17,744	42	4.86	\$24,771	34	5.06	\$33,572	43	9.47	\$32,073	67	3.90	\$25,570
Incline Village	1	2.00	\$27,521	0	0.00	\$0	0	0.00	\$0	0	0.00	\$0	0	0.00	\$0
Mesa View	54	2.76	\$15,130	31	2.81	\$15,857	33	3.48	\$21,289	47	3.32	\$22,071	48	3.25	\$21,167
Mount Grant	23	3.22	\$11,325	22	3.59	\$14,450	25	5.12	\$13,981	24	6.71	\$8,869	16	3.25	\$6,978
Northeastern	84	3.24	\$29,121	103	3.23	\$30,367	64	3.20	\$31,928	58	2.97	\$30,312	37	3.38	\$35,290
Nye	16	1.00	\$361	0	0.00	\$0	0	0.00	\$0	0	0.00	\$0	0	0.00	\$0
Pershing	3	2.67	\$9,391	1	25.00	\$62,609	1	2.00	\$5,338	5	2.80	\$6,095	5	4.00	\$9,591
South Lyon	13	3.46	\$8,033	6	3.33	\$9,363	2	1.50	\$5,933	12	4.58	\$9,872	12	4.33	\$7,704
William Bee Ririe	18	2.00	\$15,170	28	3.89	\$22,666	17	4.24	\$22,562	9	2.89	\$15,327	10	4.00	\$21,411
<b>Total</b>	<b>529</b>	<b>3.33</b>	<b>\$20,815</b>	<b>583</b>	<b>3.54</b>	<b>\$24,798</b>	<b>456</b>	<b>5.05</b>	<b>\$25,265</b>	<b>455</b>	<b>4.28</b>	<b>\$24,639</b>	<b>549</b>	<b>3.54</b>	<b>\$23,653</b>
<b>All Counties</b>	<b>5,255</b>	<b>3.62</b>	<b>\$39,405</b>	<b>4,546</b>	<b>3.64</b>	<b>\$43,349</b>	<b>4,214</b>	<b>3.88</b>	<b>\$48,327</b>	<b>4,332</b>	<b>3.96</b>	<b>\$51,754</b>	<b>5,299</b>	<b>3.81</b>	<b>\$54,088</b>

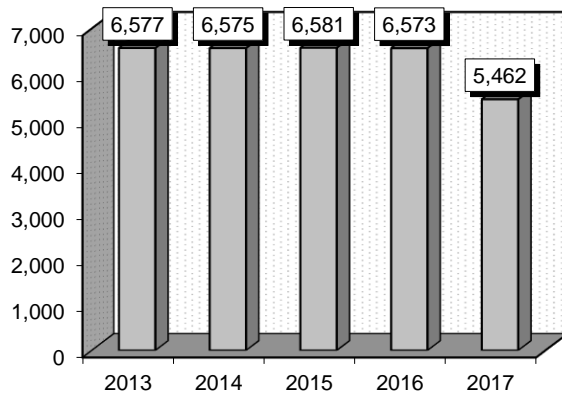
### Simple Pneumonia & Pleurisy (193-195)

**Diagnoses:** that frequently accompanied Simple Pneumonia & Pleurisy were: 1) Unspecified essential hypertension (4019), 2) Acute respiratory failure (51881), 3) Congestive heart failure, unspecified (4280), 4) Personal history of tobacco use (V1582), 5) Chronic airway obstruction, not elsewhere classified (496), 6) Obstructive chronic bronchitis with (acute) exacerbation (49121), 7) Hypoxemia (79902), 8) Asthma, unspecified type, unspecified (49390), 9) Diabetes mellitus without mention of complication, type II or unspecified type, not stated as uncontrolled (25000), 10) Unspecified acquired hypothyroidism (2449).

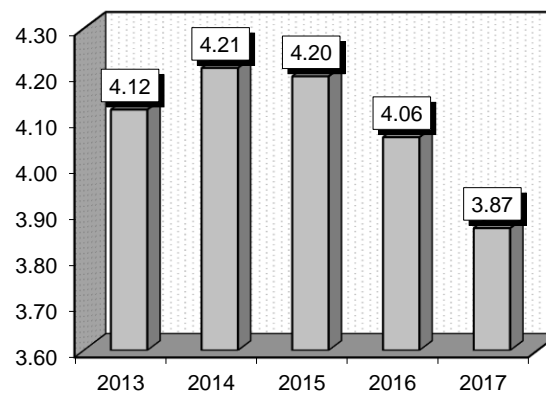
**Definitions:** **Hypertension:** High blood pressure. **Pneumonia:** Inflammation of the lungs, usually due to infection with bacteria, viruses, or other pathogenic organisms. **Pulmonary alveoli:** Small outpouchings along the walls of the alveolar sacs and alveolar ducts; through them, gas exchange takes place between alveolar gas and pulmonary capillary blood. **Bronchioles:** Small airways extending from the bronchi into the lobes of the lungs. **Pleurisy:** An inflammation of the membrane that surrounds and protects the lungs (the pleura). **Bronchitis:** An inflammation of the air passages between the nose and the lungs, including the windpipe or trachea and the larger air tubes of the lung that bring air in from the trachea (bronchi). **Exacerbation:** Increase in severity of a disease or any of its symptoms. **Hypoxemia:** An abnormal deficiency in the concentration of oxygen in arterial blood. **Asthma:** Chronic inflammatory disease of the airways. **Hypothyroidism:** Diminished production of thyroid hormone, leading to clinical manifestations of thyroid insufficiency, including low metabolic rate, tendency to gain weight, somnolence, and sometimes myxedema.

Gender	2013			2014			2015			2016			2017		
	Cases	Avg LOS	Avg Bill	Cases	Avg LOS	Avg Bill	Cases	Avg LOS	Avg Bill	Cases	Avg LOS	Avg Bill	Cases	Avg LOS	Avg Bill
Male	3,308	4.02	\$42,823	3,236	4.17	\$47,737	3,181	4.17	\$51,193	3,185	3.99	\$50,586	2,625	3.83	\$49,327
Female	3,269	4.23	\$42,910	3,339	4.26	\$47,646	3,400	4.22	\$50,894	3,388	4.13	\$50,411	2,837	3.90	\$49,627
Age Group	Cases	Avg LOS	Avg Bill	Cases	Avg LOS	Avg Bill	Cases	Avg LOS	Avg Bill	Cases	Avg LOS	Avg Bill	Cases	Avg LOS	Avg Bill
0-17	789	2.97	\$22,518	717	2.96	\$24,663	789	3.12	\$32,729	799	3.04	\$32,180	773	2.84	\$32,537
18-35	378	3.60	\$38,822	374	3.95	\$47,158	372	3.71	\$50,107	358	3.30	\$48,540	345	3.16	\$49,963
36-49	616	3.94	\$42,939	631	4.00	\$48,209	564	3.75	\$49,718	565	3.72	\$55,716	478	3.28	\$52,783
50-64	1,442	4.31	\$46,049	1,525	4.21	\$50,173	1,355	4.30	\$55,905	1,400	4.08	\$53,491	1,082	3.86	\$51,848
65+	3,352	4.41	\$46,730	3,328	4.56	\$51,477	3,501	4.52	\$53,592	3,451	4.43	\$52,870	2,784	4.34	\$52,643
<b>Total</b>	<b>6,577</b>	<b>4.12</b>	<b>\$42,866</b>	<b>6,575</b>	<b>4.21</b>	<b>\$47,691</b>	<b>6,581</b>	<b>4.20</b>	<b>\$51,038</b>	<b>6,573</b>	<b>4.06</b>	<b>\$50,496</b>	<b>5,462</b>	<b>3.87</b>	<b>\$49,483</b>

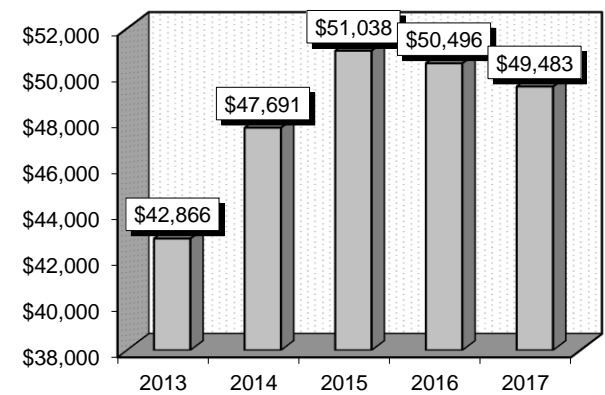
Patient Discharges (Cases)



Average Length of Stay (Avg LOS)



Average Billed Charges (Avg Bill)



County / Hospital	2013			2014			2015			2016			2017		
	Cases	Avg LOS	Avg Bill	Cases	Avg LOS	Avg Bill	Cases	Avg LOS	Avg Bill	Cases	Avg LOS	Avg Bill	Cases	Avg LOS	Avg Bill
<b>Clark</b>															
Centennial Hills	221	3.83	\$57,193	219	3.75	\$62,241	241	4.10	\$69,593	250	3.80	\$74,556	200	3.69	\$74,683
Desert Springs	346	4.42	\$56,702	329	5.04	\$64,444	336	4.47	\$65,661	340	4.57	\$72,863	234	3.89	\$61,073
Henderson Hospital	0	0.00	\$0	0	0.00	\$0	0	0.00	\$0	10	1.70	\$40,055	130	2.49	\$54,891
Mountain View	447	5.57	\$76,420	538	5.27	\$78,408	637	4.80	\$74,697	446	4.42	\$70,887	230	3.83	\$68,304
Mountain's Edge	0	0.00	\$0	0	0.00	\$0	3	13.67	\$112,245	144	9.24	\$61,860	281	7.46	\$54,194
North Vista	131	4.86	\$46,517	109	5.27	\$49,655	63	3.38	\$34,957	127	3.59	\$35,368	62	3.15	\$34,026
Southern Hills	159	4.94	\$60,803	218	5.21	\$67,804	229	5.28	\$73,402	192	4.76	\$72,423	177	4.06	\$66,986
Spring Valley	252	4.37	\$61,530	263	4.13	\$74,400	272	4.03	\$69,815	278	3.69	\$70,201	192	3.63	\$67,746
St. Rose-Rose de Lima	160	3.99	\$47,129	187	4.14	\$51,566	180	4.34	\$59,005	140	5.14	\$68,230	112	4.38	\$62,915
St. Rose-San Martin	214	4.79	\$49,369	223	4.01	\$46,000	180	4.96	\$57,741	141	4.59	\$65,610	139	3.58	\$53,228
St. Rose-Siena	366	4.24	\$44,986	313	4.85	\$55,938	316	5.09	\$59,362	330	4.17	\$53,471	304	3.61	\$51,641
Summerlin	421	4.21	\$56,856	410	4.39	\$65,242	465	4.13	\$63,268	519	3.86	\$69,881	458	3.32	\$60,962
Sunrise	545	3.92	\$53,033	579	3.99	\$59,036	714	4.41	\$67,978	611	3.85	\$62,719	553	4.05	\$67,924
UMC	538	3.86	\$28,220	438	3.82	\$27,369	395	4.13	\$39,248	442	4.38	\$44,076	409	3.78	\$46,505
Valley	281	4.42	\$69,044	249	5.18	\$80,655	209	4.29	\$70,377	204	3.76	\$69,295	171	4.47	\$74,669
<b>Total</b>	<b>4,081</b>	<b>4.37</b>	<b>\$53,830</b>	<b>4,075</b>	<b>4.51</b>	<b>\$60,660</b>	<b>4,240</b>	<b>4.48</b>	<b>\$64,315</b>	<b>4,174</b>	<b>4.32</b>	<b>\$63,945</b>	<b>3,652</b>	<b>4.03</b>	<b>\$60,704</b>
<b>Washoe</b>															
Carson Tahoe	411	3.63	\$23,854	424	3.98	\$28,879	366	4.02	\$28,266	436	4.00	\$28,929	379	3.68	\$27,671
Northern Nevada	86	3.26	\$36,524	89	3.02	\$38,018	107	3.45	\$44,248	141	3.32	\$46,076	98	2.62	\$42,101
Renown Regional	764	4.03	\$28,234	743	3.97	\$27,676	729	3.88	\$28,225	640	3.91	\$28,980	549	3.69	\$29,570
Renown S. Meadows	153	3.22	\$24,989	148	3.07	\$24,019	175	3.20	\$26,178	165	2.51	\$23,947	147	2.98	\$28,827
Saint Mary's	327	3.94	\$22,436	281	3.39	\$21,492	225	3.21	\$21,630	281	3.43	\$23,899	155	3.41	\$22,764
Sierra Surgery	0	0.00	\$0	0	0.00	\$0	0	0.00	\$0	0	0.00	\$0	0	0.00	\$0
<b>Total</b>	<b>1,741</b>	<b>3.81</b>	<b>\$26,235</b>	<b>1,685</b>	<b>3.75</b>	<b>\$27,173</b>	<b>1,602</b>	<b>3.72</b>	<b>\$28,155</b>	<b>1,663</b>	<b>3.67</b>	<b>\$29,059</b>	<b>1,328</b>	<b>3.50</b>	<b>\$29,076</b>
<b>Rural</b>															
Battle Mountain	6	3.17	\$6,457	10	3.00	\$11,216	9	2.67	\$10,969	14	2.86	\$10,549	2	3.00	\$16,367
Boulder City	40	4.55	\$20,408	27	3.85	\$21,076	23	5.09	\$24,742	44	4.09	\$20,354	31	4.97	\$21,062
Carson Valley	53	2.60	\$16,877	80	3.09	\$21,252	85	3.00	\$21,034	85	2.84	\$18,947	75	3.43	\$22,632
Churchill	128	4.40	\$23,749	120	4.62	\$26,635	87	3.75	\$21,671	71	3.23	\$18,481	49	3.76	\$20,981
Desert View	129	3.40	\$25,737	165	3.22	\$28,067	172	3.43	\$28,329	148	3.16	\$24,532	69	2.59	\$20,917
Grover C. Dils	13	2.85	\$5,872	12	3.08	\$6,332	8	2.88	\$4,956	7	8.00	\$16,790	6	3.33	\$11,647
Humboldt	30	3.00	\$16,471	41	4.73	\$23,799	24	4.33	\$31,929	32	3.28	\$22,733	38	3.87	\$26,977
Incline Village	1	3.00	\$24,038	3	2.00	\$15,559	1	4.00	\$25,393	2	1.50	\$14,581	0	0.00	\$0
Mesa View	38	2.53	\$12,948	48	2.98	\$16,204	56	3.18	\$18,964	50	3.78	\$20,582	42	3.45	\$19,601
Mount Grant	56	4.68	\$17,597	42	5.05	\$20,469	63	5.38	\$24,134	54	4.33	\$8,111	45	4.78	\$9,598
Northeastern	195	3.20	\$28,332	203	3.57	\$32,274	167	3.43	\$32,836	173	3.68	\$34,793	75	3.01	\$30,253
Nye	6	1.67	\$9,015	0	0.00	\$0	0	0.00	\$0	0	0.00	\$0	0	0.00	\$0
Pershing	7	3.71	\$12,351	6	2.33	\$8,907	5	3.40	\$9,714	13	4.15	\$11,373	13	3.38	\$8,278
South Lyon	26	2.92	\$7,695	23	3.91	\$11,897	17	3.53	\$12,307	18	4.44	\$10,158	30	5.17	\$9,688
William Bee Ririe	27	3.37	\$19,691	35	3.83	\$22,015	22	2.86	\$15,697	25	3.16	\$15,624	7	3.29	\$14,203
<b>Total</b>	<b>755</b>	<b>3.52</b>	<b>\$21,958</b>	<b>815</b>	<b>3.71</b>	<b>\$25,268</b>	<b>739</b>	<b>3.62</b>	<b>\$24,471</b>	<b>736</b>	<b>3.52</b>	<b>\$22,661</b>	<b>482</b>	<b>3.64</b>	<b>\$20,687</b>
<b>All Counties</b>	<b>6,577</b>	<b>4.12</b>	<b>\$42,866</b>	<b>6,575</b>	<b>4.21</b>	<b>\$47,691</b>	<b>6,581</b>	<b>4.20</b>	<b>\$51,038</b>	<b>6,573</b>	<b>4.06</b>	<b>\$50,496</b>	<b>5,462</b>	<b>3.87</b>	<b>\$49,483</b>

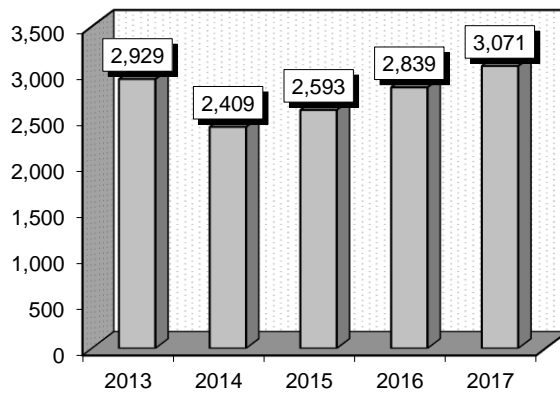
### Bronchitis & Asthma (202-203)

**Diagnoses:** that frequently accompanied Bronchitis & Asthma were: 1) Hypoxemia (79902), 2) Unspecified essential hypertension (4019), 3) Pneumonia, organism unspecified (486), 4) Other and unspecified hyperlipidemia (2724), 5) Hypopotassemia (2768), 6) Obesity, unspecified (27800), 7) Acute bronchiolitis due to respiratory syncytial virus (RSV) (46611), 8) Unspecified otitis media (3829), 9) Dehydration (27651), 10) Diabetes mellitus without mention of complication, type II or unspecified type, not stated as uncontrolled (25000).

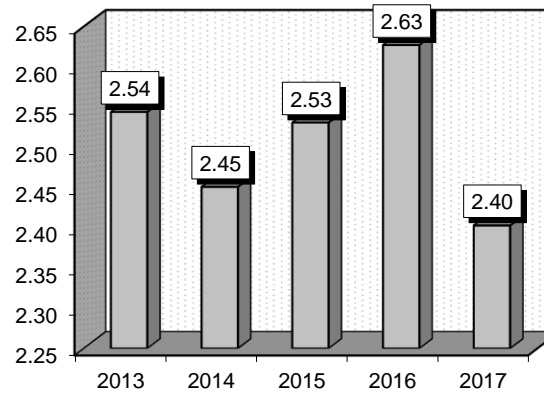
**Definitions:** **Hypertension:** High blood pressure. **Hypoxemia:** An abnormal deficiency in the concentration of oxygen in arterial blood. **Diabetes mellitus:** A condition in which the pancreas no longer produces enough insulin or cells stop responding to the insulin that is produced, so that glucose in the blood cannot be absorbed into the cells of the body. **Hypopotassemia:** A deficiency of potassium in the blood. **Bronchitis:** An inflammation of the air passages between the nose and the lungs, including the windpipe or trachea and the larger air tubes of the lung that bring air in from the trachea (bronchi). **Asthma:** Chronic inflammatory disease of the airways. **Asphyxia:** The extreme condition caused by lack of oxygen and excess of carbon dioxide in the blood. **Otitis media:** An inflammation or infection of the middle ear, common in early childhood.

Gender	2013			2014			2015			2016			2017		
	Cases	Avg LOS	Avg Bill	Cases	Avg LOS	Avg Bill	Cases	Avg LOS	Avg Bill	Cases	Avg LOS	Avg Bill	Cases	Avg LOS	Avg Bill
Male	1,380	2.40	\$22,025	1,149	2.29	\$23,444	1,219	2.35	\$26,792	1,414	2.48	\$28,976	1,483	2.30	\$29,192
Female	1,549	2.67	\$25,701	1,260	2.59	\$28,277	1,374	2.69	\$32,024	1,425	2.77	\$34,759	1,588	2.49	\$34,379
Age Group	Cases	Avg LOS	Avg Bill	Cases	Avg LOS	Avg Bill	Cases	Avg LOS	Avg Bill	Cases	Avg LOS	Avg Bill	Cases	Avg LOS	Avg Bill
0-17	1,585	2.48	\$19,089	1,305	2.41	\$20,839	1,482	2.44	\$23,782	1,652	2.52	\$25,693	1,836	2.33	\$25,242
18-35	325	2.22	\$24,575	347	2.28	\$28,856	287	2.18	\$30,079	298	2.27	\$33,219	287	2.04	\$34,171
36-49	352	2.42	\$28,753	272	2.35	\$30,397	270	2.87	\$35,812	276	2.73	\$41,531	273	2.51	\$44,208
50-64	357	2.94	\$31,017	258	2.55	\$33,661	272	2.67	\$40,880	312	3.08	\$43,673	319	2.46	\$41,585
65+	310	2.89	\$34,735	227	2.92	\$37,031	282	2.93	\$42,535	301	3.02	\$43,430	356	2.93	\$46,068
<b>Total</b>	<b>2,929</b>	<b>2.54</b>	<b>\$23,969</b>	<b>2,409</b>	<b>2.45</b>	<b>\$25,972</b>	<b>2,593</b>	<b>2.53</b>	<b>\$29,564</b>	<b>2,839</b>	<b>2.63</b>	<b>\$31,879</b>	<b>3,071</b>	<b>2.40</b>	<b>\$31,874</b>

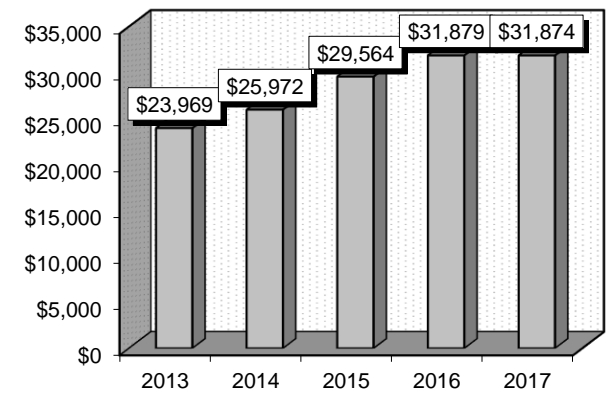
Patient Discharges (Cases)



Average Length of Stay (Avg LOS)



Average Billed Charges (Avg Bill)



County / Hospital	2013			2014			2015			2016			2017		
	Cases	Avg LOS	Avg Bill	Cases	Avg LOS	Avg Bill	Cases	Avg LOS	Avg Bill	Cases	Avg LOS	Avg Bill	Cases	Avg LOS	Avg Bill
<b>Clark</b>															
Centennial Hills	88	2.68	\$35,074	71	1.80	\$34,247	82	2.29	\$42,814	82	2.59	\$48,148	87	2.32	\$49,292
Desert Springs	66	2.79	\$33,930	75	2.32	\$33,019	76	2.29	\$36,983	81	4.14	\$38,695	84	1.96	\$41,436
Henderson Hospital	0	0.00	\$0	0	0.00	\$0	0	0.00	\$0	6	1.50	\$40,775	50	1.94	\$45,800
Mountain View	130	2.85	\$41,567	116	2.58	\$40,122	130	3.01	\$48,929	116	3.00	\$52,858	81	2.93	\$53,863
Mountain's Edge	0	0.00	\$0	0	0.00	\$0	0	0.00	\$0	16	7.63	\$79,271	65	3.42	\$21,363
North Vista	60	1.92	\$22,187	51	2.08	\$24,957	61	1.90	\$20,773	56	1.64	\$22,265	52	2.04	\$25,149
Southern Hills	47	3.17	\$40,573	30	2.73	\$41,138	44	2.77	\$37,334	46	3.35	\$53,472	47	2.55	\$44,483
Spring Valley	66	1.80	\$29,562	60	2.05	\$36,151	43	1.95	\$43,218	50	2.40	\$47,731	49	2.47	\$47,689
St. Rose-Rose de Lima	48	2.75	\$27,980	18	2.50	\$32,180	17	3.12	\$38,910	28	2.79	\$45,701	25	1.76	\$36,350
St. Rose-San Martin	52	3.71	\$32,664	35	2.51	\$30,321	40	3.78	\$36,046	46	2.74	\$40,303	45	3.22	\$49,470
St. Rose-Siena	184	2.60	\$19,754	110	2.59	\$23,200	128	2.79	\$22,497	181	2.72	\$27,699	247	2.37	\$24,117
Summerlin	360	2.59	\$26,900	243	2.54	\$31,064	317	2.58	\$33,069	309	2.63	\$39,031	414	2.56	\$39,488
Sunrise	519	2.20	\$27,455	494	2.14	\$29,301	696	2.42	\$33,647	681	2.46	\$35,853	697	2.26	\$35,681
UMC	419	2.58	\$19,912	369	2.78	\$22,834	317	2.58	\$24,864	378	2.50	\$26,543	333	2.57	\$31,196
Valley	64	2.83	\$42,353	63	2.84	\$46,842	54	2.35	\$43,990	61	2.69	\$50,962	64	2.11	\$45,284
<b>Total</b>	<b>2,103</b>	<b>2.53</b>	<b>\$27,381</b>	<b>1,735</b>	<b>2.43</b>	<b>\$29,874</b>	<b>2,005</b>	<b>2.54</b>	<b>\$33,213</b>	<b>2,137</b>	<b>2.66</b>	<b>\$36,774</b>	<b>2,340</b>	<b>2.42</b>	<b>\$36,385</b>
<b>Washoe</b>															
Carson Tahoe	111	2.59	\$11,787	99	2.37	\$10,785	79	2.25	\$12,906	81	2.47	\$12,013	85	2.29	\$15,472
Northern Nevada	42	1.95	\$22,173	24	1.88	\$24,588	27	2.00	\$28,778	29	1.97	\$30,548	32	1.50	\$26,427
Renown Regional	334	2.90	\$17,299	285	2.69	\$17,658	256	2.64	\$18,740	363	2.62	\$18,139	436	2.46	\$18,018
Renown S. Meadows	28	1.68	\$15,901	24	2.21	\$18,864	14	2.43	\$21,897	24	1.92	\$24,551	18	2.22	\$24,479
Saint Mary's	109	2.51	\$12,726	79	2.04	\$9,988	88	2.27	\$12,327	80	2.49	\$13,089	59	2.03	\$11,682
Sierra Surgery	0	0.00	\$0	0	0.00	\$0	0	0.00	\$0	0	0.00	\$0	0	0.00	\$0
<b>Total</b>	<b>624</b>	<b>2.66</b>	<b>\$15,785</b>	<b>511</b>	<b>2.47</b>	<b>\$15,523</b>	<b>464</b>	<b>2.46</b>	<b>\$17,210</b>	<b>577</b>	<b>2.52</b>	<b>\$17,469</b>	<b>630</b>	<b>2.34</b>	<b>\$17,693</b>
<b>Rural</b>															
Battle Mountain	0	0.00	\$0	0	0.00	\$0	0	0.00	\$0	1	1.00	\$3,503	0	0.00	\$0
Boulder City	5	3.20	\$19,981	1	1.00	\$4,407	3	2.33	\$16,621	3	1.00	\$6,924	0	0.00	\$0
Carson Valley	2	2.50	\$22,239	4	3.75	\$25,263	6	2.17	\$15,773	9	2.78	\$18,672	10	2.00	\$15,796
Churchill	68	2.35	\$12,463	43	2.42	\$14,186	36	2.75	\$15,523	30	2.47	\$13,314	11	1.64	\$10,532
Desert View	9	1.56	\$11,379	20	2.30	\$19,211	17	3.00	\$23,634	19	2.47	\$18,489	14	2.21	\$18,202
Grover C. Dils	0	0.00	\$0	3	2.00	\$3,753	1	3.00	\$7,968	3	6.00	\$13,401	7	2.43	\$8,567
Humboldt	15	2.40	\$13,494	9	2.33	\$13,565	3	3.67	\$16,886	8	2.63	\$15,707	11	1.82	\$15,438
Incline Village	0	0.00	\$0	1	2.00	\$10,402	1	1.00	\$15,534	0	0.00	\$0	0	0.00	\$0
Mesa View	8	2.13	\$15,293	2	1.50	\$10,238	3	1.67	\$15,982	5	1.80	\$15,966	2	2.50	\$15,412
Mount Grant	26	3.23	\$11,908	17	3.47	\$12,741	16	3.06	\$9,125	12	3.17	\$5,926	4	7.25	\$14,948
Northeastern	43	2.63	\$20,945	50	2.88	\$21,783	26	2.35	\$20,815	21	2.29	\$18,666	37	2.14	\$18,112
Nye	16	1.00	\$914	0	0.00	\$0	0	0.00	\$0	0	0.00	\$0	0	0.00	\$0
Pershing	2	1.00	\$5,224	2	8.00	\$16,335	3	3.00	\$10,246	0	0.00	\$0	1	6.00	\$15,257
South Lyon	1	2.00	\$3,717	0	0.00	\$0	1	8.00	\$19,723	2	3.50	\$4,598	0	0.00	\$0
William Bee Ririe	7	1.57	\$16,411	11	1.73	\$18,277	8	1.88	\$14,838	12	2.25	\$14,815	4	2.00	\$16,035
<b>Total</b>	<b>202</b>	<b>2.36</b>	<b>\$13,727</b>	<b>163</b>	<b>2.67</b>	<b>\$17,198</b>	<b>124</b>	<b>2.68</b>	<b>\$16,803</b>	<b>125</b>	<b>2.54</b>	<b>\$14,710</b>	<b>101</b>	<b>2.31</b>	<b>\$15,827</b>
<b>All Counties</b>	<b>2,929</b>	<b>2.54</b>	<b>\$23,969</b>	<b>2,409</b>	<b>2.45</b>	<b>\$25,972</b>	<b>2,593</b>	<b>2.53</b>	<b>\$29,564</b>	<b>2,839</b>	<b>2.63</b>	<b>\$31,879</b>	<b>3,071</b>	<b>2.40</b>	<b>\$31,874</b>

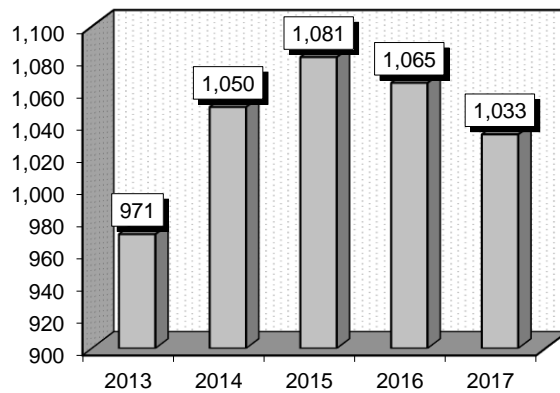
### Cardiac Valve & Other Major Cardiothoracic Procedures (216-221)

**Procedures:** that frequently accompanied Cardiac Valve & Other Major Cardiothoracic Procedures were: 1) Coronary arteriography using catheter(s) (8855-6), 2) Extracorporeal circulation auxiliary to open heart surgery (3961), 3) Open and other replacement of aortic valve with tissue graft (3521), 4) Angiocardiology (8850-4), 5) Monitoring of cardiac output (8967-8), 6) Transfusion (990), 7) Cardioplegia (3963).

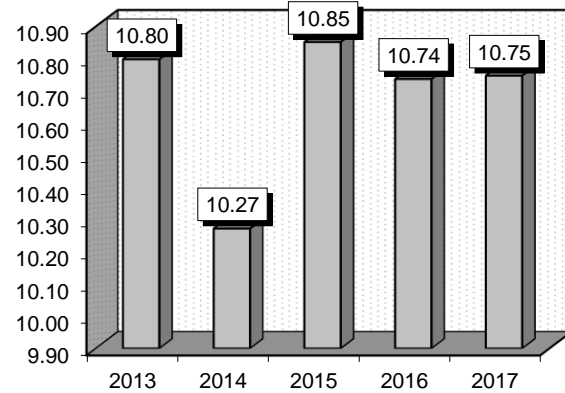
**Definitions:** **Coronary:** Pertaining to encircling structures, such as the coronary arteries; pertaining to the heart. **Aorta:** The main artery of the body, supplying oxygenated blood to the circulatory system. **Arteriography:** Radiography of an artery, carried out after injection of a radio-opaque substance. **Catheter:** A hollow flexible tube for insertion into a body cavity, duct, or vessel to allow the passage of fluids or distend a passageway. **Angiocardiology:** A radiographic diagnostic study of the heart in which valves and vessels are examined via x-ray and fluoroscopy following the introduction of contrast media. **Transfusion:** Transfer of blood or a blood component from one person (donor) to another (recipient). **Cardioplegia:** Paralysis of the heart, as may be done electively in stopping the heart during cardiac surgery.

Gender	2013			2014			2015			2016			2017		
	Cases	Avg LOS	Avg Bill	Cases	Avg LOS	Avg Bill	Cases	Avg LOS	Avg Bill	Cases	Avg LOS	Avg Bill	Cases	Avg LOS	Avg Bill
Male	606	10.00	\$333,598	649	10.03	\$343,067	689	10.53	\$398,966	664	10.01	\$427,128	641	10.54	\$459,258
Female	365	12.12	\$373,150	401	10.67	\$363,295	392	11.42	\$409,787	401	11.95	\$476,527	392	11.09	\$459,697
Age Group	Cases	Avg LOS	Avg Bill	Cases	Avg LOS	Avg Bill	Cases	Avg LOS	Avg Bill	Cases	Avg LOS	Avg Bill	Cases	Avg LOS	Avg Bill
0-17	40	10.70	\$522,396	25	20.76	\$741,934	42	19.24	\$714,615	48	14.96	\$847,193	34	9.32	\$683,561
18-35	22	14.68	\$418,348	20	10.30	\$339,582	32	9.66	\$385,125	26	12.58	\$443,885	29	10.52	\$485,318
36-49	41	10.34	\$306,847	76	11.53	\$333,387	66	10.21	\$395,301	71	10.76	\$398,756	67	9.70	\$396,665
50-64	209	9.90	\$309,426	264	10.23	\$329,093	278	11.18	\$408,837	280	10.18	\$398,486	285	11.59	\$453,247
65+	659	10.99	\$350,546	665	9.75	\$347,029	663	10.30	\$382,262	640	10.59	\$441,572	618	10.56	\$455,531
<b>Total</b>	<b>971</b>	<b>10.80</b>	<b>\$348,466</b>	<b>1,050</b>	<b>10.27</b>	<b>\$350,793</b>	<b>1,081</b>	<b>10.85</b>	<b>\$402,890</b>	<b>1,065</b>	<b>10.74</b>	<b>\$445,728</b>	<b>1,033</b>	<b>10.75</b>	<b>\$459,424</b>

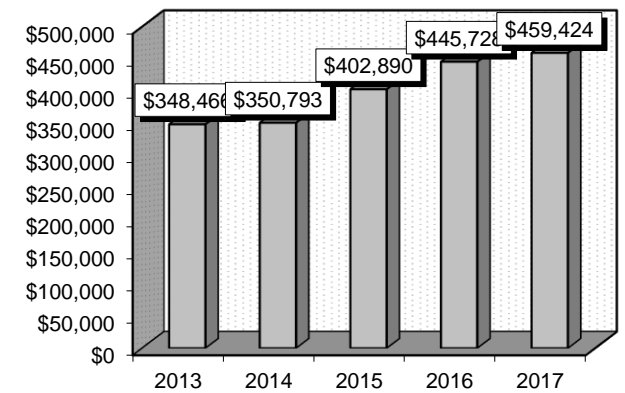
Patient Discharges (Cases)



Average Length of Stay (Avg LOS)



Average Billed Charges (Avg Bill)





County / Hospital	2013			2014			2015			2016			2017		
	Cases	Avg LOS	Avg Bill	Cases	Avg LOS	Avg Bill	Cases	Avg LOS	Avg Bill	Cases	Avg LOS	Avg Bill	Cases	Avg LOS	Avg Bill
<b>Clark</b>															
Centennial Hills	0	0.00	\$0	0	0.00	\$0	0	0.00	\$0	2	3.00	\$99,114	0	0.00	\$0
Desert Springs	56	13.55	\$345,395	62	11.56	\$346,962	64	12.16	\$403,043	55	12.16	\$440,892	47	11.19	\$493,629
Henderson Hospital	0	0.00	\$0	0	0.00	\$0	0	0.00	\$0	0	0.00	\$0	0	0.00	\$0
Mountain View	95	14.60	\$542,102	108	12.42	\$518,841	130	11.08	\$522,319	169	11.04	\$564,254	156	10.90	\$567,101
Mountain's Edge	0	0.00	\$0	0	0.00	\$0	0	0.00	\$0	0	0.00	\$0	0	0.00	\$0
North Vista	0	0.00	\$0	0	0.00	\$0	0	0.00	\$0	0	0.00	\$0	0	0.00	\$0
Southern Hills	0	0.00	\$0	0	0.00	\$0	0	0.00	\$0	0	0.00	\$0	0	0.00	\$0
Spring Valley	24	11.79	\$382,503	29	12.55	\$382,079	40	11.48	\$419,703	73	13.40	\$470,189	71	13.14	\$476,822
St. Rose-Rose de Lima	0	0.00	\$0	0	0.00	\$0	0	0.00	\$0	0	0.00	\$0	0	0.00	\$0
St. Rose-San Martin	65	9.98	\$305,379	81	8.96	\$341,655	70	9.29	\$387,245	55	9.29	\$384,392	63	10.30	\$430,613
St. Rose-Siena	112	10.62	\$313,019	110	11.22	\$361,853	103	10.75	\$401,409	123	9.43	\$385,224	110	10.97	\$427,711
Summerlin	54	11.83	\$386,863	43	12.91	\$460,914	69	11.90	\$457,720	51	12.39	\$508,965	43	14.14	\$599,462
Sunrise	217	9.91	\$472,546	201	10.33	\$494,521	204	13.20	\$601,597	195	12.15	\$689,261	156	11.88	\$740,405
UMC	47	14.60	\$353,467	41	15.61	\$361,443	47	17.00	\$451,617	51	14.20	\$386,330	76	12.28	\$430,979
Valley	45	17.04	\$428,465	53	11.04	\$349,041	53	16.00	\$479,194	53	12.70	\$447,900	35	16.17	\$641,041
<b>Total</b>	<b>715</b>	<b>11.90</b>	<b>\$411,548</b>	<b>728</b>	<b>11.32</b>	<b>\$423,957</b>	<b>780</b>	<b>12.30</b>	<b>\$487,011</b>	<b>827</b>	<b>11.59</b>	<b>\$515,670</b>	<b>757</b>	<b>11.86</b>	<b>\$549,763</b>
<b>Washoe</b>															
Carson Tahoe	56	8.77	\$186,221	67	7.36	\$185,347	47	6.38	\$165,430	38	7.71	\$188,871	64	7.52	\$186,529
Northern Nevada	0	0.00	\$0	0	0.00	\$0	0	0.00	\$0	1	11.00	\$373,120	0	0.00	\$0
Renown Regional	126	7.07	\$157,815	167	7.67	\$169,126	175	7.29	\$171,976	135	7.67	\$188,456	129	7.78	\$209,432
Renown S. Meadows	0	0.00	\$0	0	0.00	\$0	0	0.00	\$0	0	0.00	\$0	0	0.00	\$0
Saint Mary's	74	8.01	\$186,360	88	8.78	\$216,239	79	7.10	\$225,122	64	7.94	\$238,270	83	7.72	\$234,461
Sierra Surgery	0	0.00	\$0	0	0.00	\$0	0	0.00	\$0	0	0.00	\$0	0	0.00	\$0
<b>Total</b>	<b>256</b>	<b>7.71</b>	<b>\$172,280</b>	<b>322</b>	<b>7.91</b>	<b>\$185,377</b>	<b>301</b>	<b>7.10</b>	<b>\$184,903</b>	<b>238</b>	<b>7.76</b>	<b>\$202,694</b>	<b>276</b>	<b>7.70</b>	<b>\$211,648</b>
<b>Rural</b>															
Battle Mountain	0	0.00	\$0	0	0.00	\$0	0	0.00	\$0	0	0.00	\$0	0	0.00	\$0
Boulder City	0	0.00	\$0	0	0.00	\$0	0	0.00	\$0	0	0.00	\$0	0	0.00	\$0
Carson Valley	0	0.00	\$0	0	0.00	\$0	0	0.00	\$0	0	0.00	\$0	0	0.00	\$0
Churchill	0	0.00	\$0	0	0.00	\$0	0	0.00	\$0	0	0.00	\$0	0	0.00	\$0
Desert View	0	0.00	\$0	0	0.00	\$0	0	0.00	\$0	0	0.00	\$0	0	0.00	\$0
Grover C. Dils	0	0.00	\$0	0	0.00	\$0	0	0.00	\$0	0	0.00	\$0	0	0.00	\$0
Humboldt	0	0.00	\$0	0	0.00	\$0	0	0.00	\$0	0	0.00	\$0	0	0.00	\$0
Incline Village	0	0.00	\$0	0	0.00	\$0	0	0.00	\$0	0	0.00	\$0	0	0.00	\$0
Mesa View	0	0.00	\$0	0	0.00	\$0	0	0.00	\$0	0	0.00	\$0	0	0.00	\$0
Mount Grant	0	0.00	\$0	0	0.00	\$0	0	0.00	\$0	0	0.00	\$0	0	0.00	\$0
Northeastern	0	0.00	\$0	0	0.00	\$0	0	0.00	\$0	0	0.00	\$0	0	0.00	\$0
Nye	0	0.00	\$0	0	0.00	\$0	0	0.00	\$0	0	0.00	\$0	0	0.00	\$0
Pershing	0	0.00	\$0	0	0.00	\$0	0	0.00	\$0	0	0.00	\$0	0	0.00	\$0
South Lyon	0	0.00	\$0	0	0.00	\$0	0	0.00	\$0	0	0.00	\$0	0	0.00	\$0
William Bee Ririe	0	0.00	\$0	0	0.00	\$0	0	0.00	\$0	0	0.00	\$0	0	0.00	\$0
<b>Total</b>	<b>0</b>	<b>0.00</b>	<b>\$0</b>	<b>0</b>	<b>0.00</b>	<b>\$0</b>	<b>0</b>	<b>0.00</b>	<b>\$0</b>	<b>0</b>	<b>0.00</b>	<b>\$0</b>	<b>0</b>	<b>0.00</b>	<b>\$0</b>
<b>All Counties</b>	<b>971</b>	<b>10.80</b>	<b>\$348,466</b>	<b>1,050</b>	<b>10.27</b>	<b>\$350,793</b>	<b>1,081</b>	<b>10.85</b>	<b>\$402,890</b>	<b>1,065</b>	<b>10.74</b>	<b>\$445,728</b>	<b>1,033</b>	<b>10.75</b>	<b>\$459,424</b>

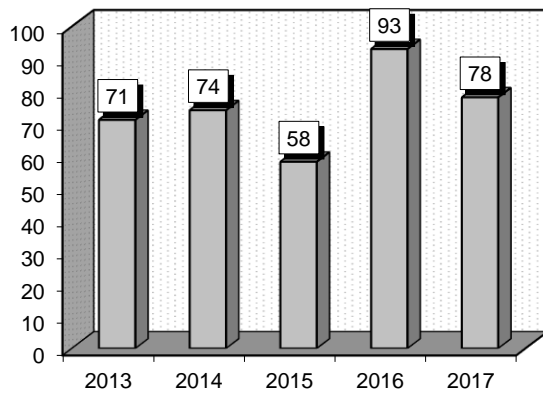
### Coronary Bypass With PTCA (231-232)

**Procedures:** that frequently accompanied Coronary Bypass With PTCA were: 1) Percutaneous transluminal coronary angioplasty [PTCA] (0066), 2) Single internal mammary-coronary artery bypass (3615), 3) Left heart cardiac catheterization (3722), 4) Coronary arteriography using two catheters (8856).

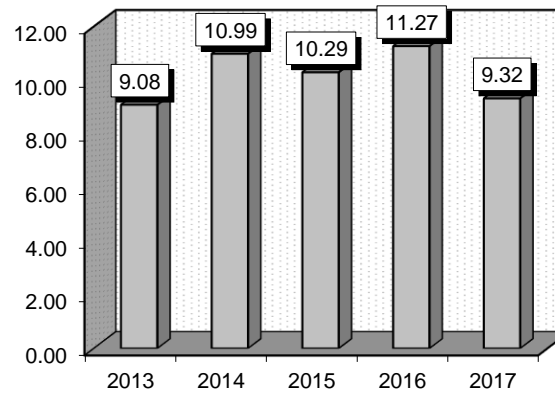
**Definitions:** **PTCA:** A minimally invasive procedure to open up blocked coronary arteries, allowing blood to circulate unobstructed to the heart muscle. **Angioplasty:** A procedure used to widen vessels narrowed by stenoses or occlusions. **Coronary:** Pertaining to encircling structures, such as the coronary arteries; pertaining to the heart. **Aorta:** The main artery of the body, supplying oxygenated blood to the circulatory system. **Arteriography:** Radiography of an artery, carried out after injection of a radio-opaque substance. **Catheter:** A hollow flexible tube for insertion into a body cavity, duct, or vessel to allow the passage of fluids or distend a passageway. **Angiocardiology:** A radiographic diagnostic study of the heart in which valves and vessels are examined via x-ray and fluoroscopy following the introduction of contrast media.

Gender	2013			2014			2015			2016			2017		
	Cases	Avg LOS	Avg Bill	Cases	Avg LOS	Avg Bill	Cases	Avg LOS	Avg Bill	Cases	Avg LOS	Avg Bill	Cases	Avg LOS	Avg Bill
Male	56	9.39	\$312,107	53	9.83	\$312,824	49	9.98	\$389,203	68	10.85	\$439,474	60	8.80	\$429,703
Female	15	7.93	\$255,884	21	13.90	\$386,573	9	12.00	\$496,743	25	12.40	\$470,395	18	11.06	\$498,743
Age Group	Cases	Avg LOS	Avg Bill	Cases	Avg LOS	Avg Bill	Cases	Avg LOS	Avg Bill	Cases	Avg LOS	Avg Bill	Cases	Avg LOS	Avg Bill
0-17	0	0.00	\$0	0	0.00	\$0	0	0.00	\$0	0	0.00	\$0	0	0.00	\$0
18-35	0	0.00	\$0	0	0.00	\$0	1	12.00	\$387,304	0	0.00	\$0	0	0.00	\$0
36-49	2	8.50	\$292,690	3	11.33	\$210,608	4	7.50	\$317,874	8	7.25	\$470,345	6	8.33	\$532,292
50-64	40	9.55	\$311,652	40	10.88	\$344,455	22	11.09	\$413,176	37	10.70	\$438,254	25	9.08	\$448,946
65+	29	8.48	\$284,994	31	11.10	\$331,860	31	10.03	\$412,677	48	12.38	\$451,374	47	9.57	\$432,812
<b>Total</b>	<b>71</b>	<b>9.08</b>	<b>\$300,229</b>	<b>74</b>	<b>10.99</b>	<b>\$333,752</b>	<b>58</b>	<b>10.29</b>	<b>\$405,890</b>	<b>93</b>	<b>11.27</b>	<b>\$447,786</b>	<b>78</b>	<b>9.32</b>	<b>\$445,635</b>

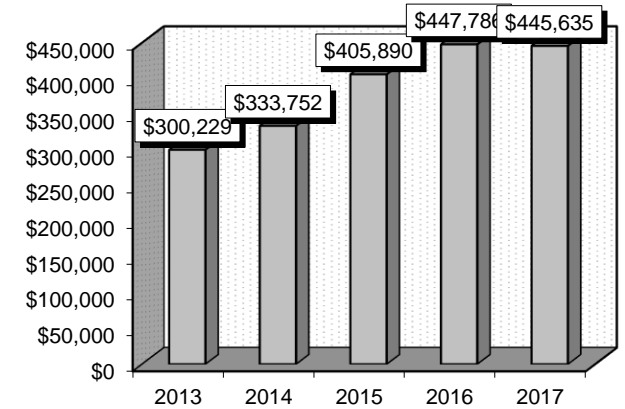
**Patient Discharges (Cases)**



**Average Length of Stay (Avg LOS)**



**Average Billed Charges (Avg Bill)**



County / Hospital	2013			2014			2015			2016			2017		
	Cases	Avg LOS	Avg Bill	Cases	Avg LOS	Avg Bill	Cases	Avg LOS	Avg Bill	Cases	Avg LOS	Avg Bill	Cases	Avg LOS	Avg Bill
<b>Clark</b>															
Centennial Hills	0	0.00	\$0	0	0.00	\$0	0	0.00	\$0	0	0.00	\$0	0	0.00	\$0
Desert Springs	4	13.75	\$348,024	3	12.00	\$333,366	5	8.20	\$332,068	10	12.90	\$416,679	7	8.86	\$428,182
Henderson Hospital	0	0.00	\$0	0	0.00	\$0	0	0.00	\$0	0	0.00	\$0	0	0.00	\$0
Mountain View	9	8.11	\$378,787	7	13.00	\$467,362	5	10.00	\$543,795	9	16.44	\$762,788	8	8.63	\$602,030
Mountain's Edge	0	0.00	\$0	0	0.00	\$0	0	0.00	\$0	0	0.00	\$0	0	0.00	\$0
North Vista	0	0.00	\$0	0	0.00	\$0	0	0.00	\$0	0	0.00	\$0	0	0.00	\$0
Southern Hills	0	0.00	\$0	0	0.00	\$0	0	0.00	\$0	0	0.00	\$0	0	0.00	\$0
Spring Valley	3	13.33	\$422,239	10	15.10	\$427,833	7	8.14	\$407,798	3	8.00	\$321,339	9	10.89	\$446,312
St. Rose-Rose de Lima	0	0.00	\$0	0	0.00	\$0	0	0.00	\$0	0	0.00	\$0	0	0.00	\$0
St. Rose-San Martin	1	6.00	\$257,704	4	16.25	\$430,816	0	0.00	\$0	6	16.00	\$498,460	1	6.00	\$295,045
St. Rose-Siena	10	12.50	\$371,541	7	10.14	\$352,366	10	11.60	\$417,729	10	10.70	\$464,867	7	10.57	\$431,864
Summerlin	6	6.67	\$286,051	4	12.75	\$412,517	6	8.00	\$365,554	7	12.43	\$525,541	3	10.67	\$488,099
Sunrise	7	8.57	\$389,820	8	8.88	\$467,619	8	12.25	\$569,385	14	8.00	\$589,000	10	9.80	\$700,062
UMC	5	14.00	\$294,917	4	9.25	\$271,194	3	9.00	\$373,295	8	12.00	\$354,210	6	12.00	\$459,086
Valley	5	9.80	\$378,876	3	13.00	\$372,704	5	14.60	\$457,778	7	13.00	\$469,593	7	9.86	\$498,292
<b>Total</b>	<b>50</b>	<b>10.36</b>	<b>\$357,100</b>	<b>50</b>	<b>12.24</b>	<b>\$406,674</b>	<b>49</b>	<b>10.41</b>	<b>\$440,171</b>	<b>74</b>	<b>12.03</b>	<b>\$509,202</b>	<b>58</b>	<b>10.00</b>	<b>\$514,757</b>
<b>Washoe</b>															
Carson Tahoe	4	6.00	\$162,387	5	10.60	\$236,870	0	0.00	\$0	5	9.20	\$189,359	6	7.50	\$278,151
Northern Nevada	0	0.00	\$0	0	0.00	\$0	0	0.00	\$0	0	0.00	\$0	1	3.00	\$193,982
Renown Regional	14	6.14	\$156,797	15	7.27	\$167,288	8	9.75	\$217,730	11	7.64	\$213,798	13	7.62	\$233,906
Renown S. Meadows	0	0.00	\$0	0	0.00	\$0	0	0.00	\$0	0	0.00	\$0	0	0.00	\$0
Saint Mary's	3	5.67	\$205,517	4	9.75	\$167,577	1	9.00	\$231,429	3	9.33	\$221,535	0	0.00	\$0
Sierra Surgery	0	0.00	\$0	0	0.00	\$0	0	0.00	\$0	0	0.00	\$0	0	0.00	\$0
<b>Total</b>	<b>21</b>	<b>6.05</b>	<b>\$164,822</b>	<b>24</b>	<b>8.38</b>	<b>\$181,833</b>	<b>9</b>	<b>9.67</b>	<b>\$219,252</b>	<b>19</b>	<b>8.32</b>	<b>\$208,588</b>	<b>20</b>	<b>7.35</b>	<b>\$245,183</b>
<b>Rural</b>															
Battle Mountain	0	0.00	\$0	0	0.00	\$0	0	0.00	\$0	0	0.00	\$0	0	0.00	\$0
Boulder City	0	0.00	\$0	0	0.00	\$0	0	0.00	\$0	0	0.00	\$0	0	0.00	\$0
Carson Valley	0	0.00	\$0	0	0.00	\$0	0	0.00	\$0	0	0.00	\$0	0	0.00	\$0
Churchill	0	0.00	\$0	0	0.00	\$0	0	0.00	\$0	0	0.00	\$0	0	0.00	\$0
Desert View	0	0.00	\$0	0	0.00	\$0	0	0.00	\$0	0	0.00	\$0	0	0.00	\$0
Grover C. Dils	0	0.00	\$0	0	0.00	\$0	0	0.00	\$0	0	0.00	\$0	0	0.00	\$0
Humboldt	0	0.00	\$0	0	0.00	\$0	0	0.00	\$0	0	0.00	\$0	0	0.00	\$0
Incline Village	0	0.00	\$0	0	0.00	\$0	0	0.00	\$0	0	0.00	\$0	0	0.00	\$0
Mesa View	0	0.00	\$0	0	0.00	\$0	0	0.00	\$0	0	0.00	\$0	0	0.00	\$0
Mount Grant	0	0.00	\$0	0	0.00	\$0	0	0.00	\$0	0	0.00	\$0	0	0.00	\$0
Northeastern	0	0.00	\$0	0	0.00	\$0	0	0.00	\$0	0	0.00	\$0	0	0.00	\$0
Nye	0	0.00	\$0	0	0.00	\$0	0	0.00	\$0	0	0.00	\$0	0	0.00	\$0
Pershing	0	0.00	\$0	0	0.00	\$0	0	0.00	\$0	0	0.00	\$0	0	0.00	\$0
South Lyon	0	0.00	\$0	0	0.00	\$0	0	0.00	\$0	0	0.00	\$0	0	0.00	\$0
William Bee Ririe	0	0.00	\$0	0	0.00	\$0	0	0.00	\$0	0	0.00	\$0	0	0.00	\$0
<b>Total</b>	<b>0</b>	<b>0.00</b>	<b>\$0</b>	<b>0</b>	<b>0.00</b>	<b>\$0</b>	<b>0</b>	<b>0.00</b>	<b>\$0</b>	<b>0</b>	<b>0.00</b>	<b>\$0</b>	<b>0</b>	<b>0.00</b>	<b>\$0</b>
<b>All Counties</b>	<b>71</b>	<b>9.08</b>	<b>\$300,229</b>	<b>74</b>	<b>10.99</b>	<b>\$333,752</b>	<b>58</b>	<b>10.29</b>	<b>\$405,890</b>	<b>93</b>	<b>11.27</b>	<b>\$447,786</b>	<b>78</b>	<b>9.32</b>	<b>\$445,635</b>

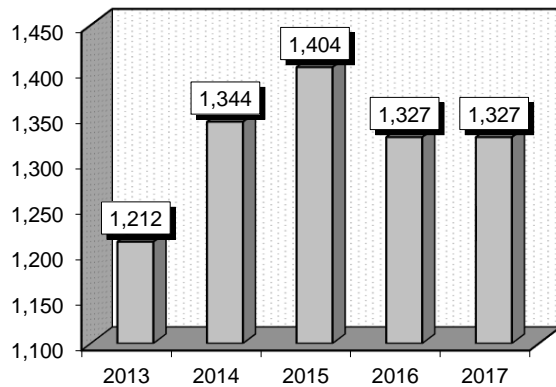
### Coronary Bypass (233-236)

**Procedures:** that frequently accompanied Coronary Bypass were: 1) Single internal mammary-coronary artery bypass (3615), 2) Coronary arteriography using two catheters (8856), 3) Left heart cardiac catheterization (3722), 4) Angiocardiology of left heart structures (8853), 5) Extracorporeal circulation auxiliary to open heart surgery (3961), 6) (Aorto)coronary bypass of three coronary arteries (3613), 7) (Aorto)coronary bypass of two coronary arteries (3612).

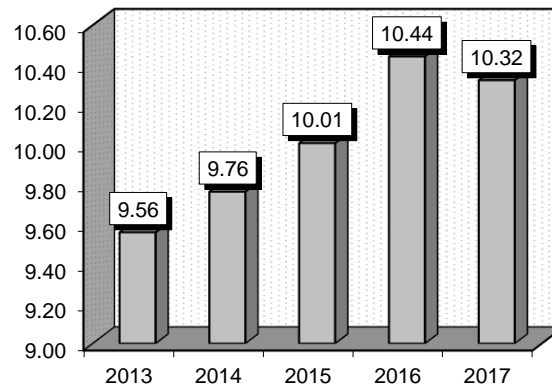
**Definitions:** **Coronary bypass:** A surgical procedure performed to improve blood supply to the heart by creating new routes for blood flow when one or more of the coronary arteries become obstructed. **Atherosclerosis:** The build up of a waxy plaque on the inside of blood vessels. **Subendocardial:** Beneath the endocardium. **Endocardium:** The lining of the interior surface of the heart chambers. **Angiocardiology:** A radiographic diagnostic study of the heart in which valves and vessels are examined via x-ray and fluoroscopy following the introduction of contrast media. **Myocardial infarction:** Death of the cells of an area of the heart muscle (myocardium) as a result of oxygen deprivation, which in turn is caused by obstruction of the blood supply; commonly referred to as a heart attack.

Gender	2013			2014			2015			2016			2017		
	Cases	Avg LOS	Avg Bill	Cases	Avg LOS	Avg Bill	Cases	Avg LOS	Avg Bill	Cases	Avg LOS	Avg Bill	Cases	Avg LOS	Avg Bill
Male	929	9.19	\$257,887	1,046	9.67	\$288,440	1,092	9.77	\$315,948	1,030	10.12	\$342,967	1,004	10.01	\$385,378
Female	283	10.77	\$280,018	298	10.10	\$308,306	312	10.86	\$351,379	297	11.58	\$383,544	323	11.30	\$409,856
Age Group	Cases	Avg LOS	Avg Bill	Cases	Avg LOS	Avg Bill	Cases	Avg LOS	Avg Bill	Cases	Avg LOS	Avg Bill	Cases	Avg LOS	Avg Bill
0-17	0	0.00	\$0	0	0.00	\$0	0	0.00	\$0	0	0.00	\$0	1	26.00	\$1,829,838
18-35	4	9.00	\$210,630	3	6.33	\$209,661	6	11.00	\$358,119	6	5.33	\$288,293	3	7.33	\$595,523
36-49	87	8.89	\$261,511	71	8.58	\$274,820	67	9.57	\$296,759	80	11.25	\$353,482	72	10.01	\$401,660
50-64	421	9.46	\$266,475	511	9.61	\$281,332	525	9.76	\$306,111	460	10.26	\$352,091	459	9.91	\$378,098
65+	700	9.71	\$261,490	759	9.99	\$302,611	806	10.20	\$337,352	781	10.51	\$352,367	792	10.59	\$395,480
<b>Total</b>	<b>1,212</b>	<b>9.56</b>	<b>\$263,055</b>	<b>1,344</b>	<b>9.76</b>	<b>\$292,845</b>	<b>1,404</b>	<b>10.01</b>	<b>\$323,822</b>	<b>1,327</b>	<b>10.44</b>	<b>\$352,049</b>	<b>1,327</b>	<b>10.32</b>	<b>\$391,336</b>

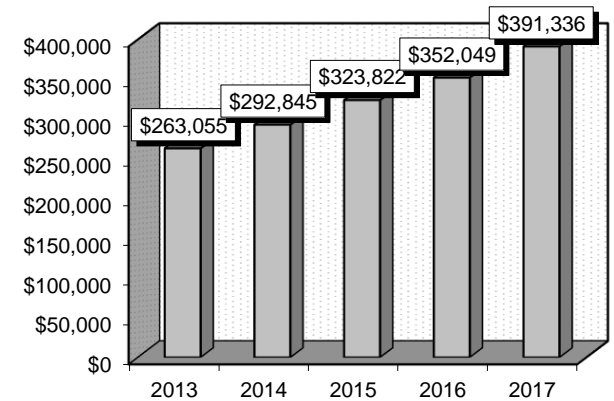
Patient Discharges (Cases)



Average Length of Stay (Avg LOS)



Average Billed Charges (Avg Bill)



County / Hospital	2013			2014			2015			2016			2017		
	Cases	Avg LOS	Avg Bill	Cases	Avg LOS	Avg Bill	Cases	Avg LOS	Avg Bill	Cases	Avg LOS	Avg Bill	Cases	Avg LOS	Avg Bill
<b>Clark</b>															
Centennial Hills	0	0.00	\$0	0	0.00	\$0	0	0.00	\$0	0	0.00	\$0	1	18.00	\$244,912
Desert Springs	103	10.92	\$266,632	108	11.48	\$308,278	99	11.63	\$323,745	93	11.92	\$350,074	126	11.70	\$398,904
Henderson Hospital	0	0.00	\$0	0	0.00	\$0	0	0.00	\$0	0	0.00	\$0	0	0.00	\$0
Mountain View	97	11.66	\$390,748	123	10.41	\$397,947	138	10.83	\$427,501	149	10.19	\$447,377	168	10.49	\$497,394
Mountain's Edge	0	0.00	\$0	0	0.00	\$0	0	0.00	\$0	0	0.00	\$0	0	0.00	\$0
North Vista	0	0.00	\$0	0	0.00	\$0	0	0.00	\$0	0	0.00	\$0	0	0.00	\$0
Southern Hills	0	0.00	\$0	0	0.00	\$0	0	0.00	\$0	0	0.00	\$0	0	0.00	\$0
Spring Valley	73	10.22	\$276,210	76	12.25	\$306,297	99	10.89	\$325,856	97	10.58	\$323,718	86	10.87	\$367,219
St. Rose-Rose de Lima	0	0.00	\$0	0	0.00	\$0	0	0.00	\$0	1	1.00	\$43,822	0	0.00	\$0
St. Rose-San Martin	66	7.79	\$220,228	51	9.73	\$310,287	50	9.14	\$341,997	64	10.55	\$379,001	66	9.42	\$382,318
St. Rose-Siena	161	9.30	\$234,459	167	10.19	\$271,274	143	9.82	\$307,164	153	10.81	\$355,766	163	10.55	\$357,638
Summerlin	90	9.89	\$290,194	105	9.85	\$321,932	105	10.58	\$371,490	81	10.73	\$388,991	102	10.24	\$419,000
Sunrise	184	9.29	\$390,949	239	9.59	\$412,771	236	10.17	\$473,253	174	11.11	\$558,447	167	11.04	\$629,200
UMC	104	11.96	\$244,531	83	11.63	\$272,742	125	11.51	\$307,926	126	11.27	\$320,814	107	10.74	\$363,638
Valley	83	11.66	\$280,083	101	9.90	\$282,005	110	11.34	\$308,861	107	12.74	\$391,292	90	13.36	\$442,484
<b>Total</b>	<b>961</b>	<b>10.22</b>	<b>\$296,090</b>	<b>1,053</b>	<b>10.39</b>	<b>\$332,595</b>	<b>1,105</b>	<b>10.66</b>	<b>\$368,769</b>	<b>1,045</b>	<b>11.07</b>	<b>\$402,218</b>	<b>1,076</b>	<b>10.94</b>	<b>\$442,124</b>
<b>Washoe</b>															
Carson Tahoe	46	7.96	\$144,615	58	7.21	\$149,989	57	7.02	\$155,095	52	7.46	\$152,990	52	7.21	\$154,679
Northern Nevada	0	0.00	\$0	0	0.00	\$0	0	0.00	\$0	0	0.00	\$0	0	0.00	\$0
Renown Regional	137	6.53	\$128,026	149	7.18	\$137,110	159	7.50	\$151,160	147	8.34	\$170,371	145	7.70	\$182,205
Renown S. Meadows	0	0.00	\$0	0	0.00	\$0	0	0.00	\$0	0	0.00	\$0	0	0.00	\$0
Saint Mary's	68	7.34	\$148,360	84	8.29	\$169,424	83	8.14	\$172,062	83	8.12	\$166,878	54	8.17	\$168,800
Sierra Surgery	0	0.00	\$0	0	0.00	\$0	0	0.00	\$0	0	0.00	\$0	0	0.00	\$0
<b>Total</b>	<b>251</b>	<b>7.01</b>	<b>\$136,575</b>	<b>291</b>	<b>7.51</b>	<b>\$149,005</b>	<b>299</b>	<b>7.59</b>	<b>\$157,713</b>	<b>282</b>	<b>8.11</b>	<b>\$166,138</b>	<b>251</b>	<b>7.70</b>	<b>\$173,619</b>
<b>Rural</b>															
Battle Mountain	0	0.00	\$0	0	0.00	\$0	0	0.00	\$0	0	0.00	\$0	0	0.00	\$0
Boulder City	0	0.00	\$0	0	0.00	\$0	0	0.00	\$0	0	0.00	\$0	0	0.00	\$0
Carson Valley	0	0.00	\$0	0	0.00	\$0	0	0.00	\$0	0	0.00	\$0	0	0.00	\$0
Churchill	0	0.00	\$0	0	0.00	\$0	0	0.00	\$0	0	0.00	\$0	0	0.00	\$0
Desert View	0	0.00	\$0	0	0.00	\$0	0	0.00	\$0	0	0.00	\$0	0	0.00	\$0
Grover C. Dils	0	0.00	\$0	0	0.00	\$0	0	0.00	\$0	0	0.00	\$0	0	0.00	\$0
Humboldt	0	0.00	\$0	0	0.00	\$0	0	0.00	\$0	0	0.00	\$0	0	0.00	\$0
Incline Village	0	0.00	\$0	0	0.00	\$0	0	0.00	\$0	0	0.00	\$0	0	0.00	\$0
Mesa View	0	0.00	\$0	0	0.00	\$0	0	0.00	\$0	0	0.00	\$0	0	0.00	\$0
Mount Grant	0	0.00	\$0	0	0.00	\$0	0	0.00	\$0	0	0.00	\$0	0	0.00	\$0
Northeastern	0	0.00	\$0	0	0.00	\$0	0	0.00	\$0	0	0.00	\$0	0	0.00	\$0
Nye	0	0.00	\$0	0	0.00	\$0	0	0.00	\$0	0	0.00	\$0	0	0.00	\$0
Pershing	0	0.00	\$0	0	0.00	\$0	0	0.00	\$0	0	0.00	\$0	0	0.00	\$0
South Lyon	0	0.00	\$0	0	0.00	\$0	0	0.00	\$0	0	0.00	\$0	0	0.00	\$0
William Bee Ririe	0	0.00	\$0	0	0.00	\$0	0	0.00	\$0	0	0.00	\$0	0	0.00	\$0
<b>Total</b>	<b>0</b>	<b>0.00</b>	<b>\$0</b>	<b>0</b>	<b>0.00</b>	<b>\$0</b>	<b>0</b>	<b>0.00</b>	<b>\$0</b>	<b>0</b>	<b>0.00</b>	<b>\$0</b>	<b>0</b>	<b>0.00</b>	<b>\$0</b>
<b>All Counties</b>	<b>1,212</b>	<b>9.56</b>	<b>\$263,055</b>	<b>1,344</b>	<b>9.76</b>	<b>\$292,845</b>	<b>1,404</b>	<b>10.01</b>	<b>\$323,822</b>	<b>1,327</b>	<b>10.44</b>	<b>\$352,049</b>	<b>1,327</b>	<b>10.32</b>	<b>\$391,336</b>

### Major Cardiovascular Procedures (237-238,268-272)

**Procedures:** that frequently accompanied Major Cardiovascular Procedures were: 1) Implant of pulsation balloon (3761), 2) Coronary arteriography using two catheters (8856), 3) Insertion of endotracheal tube (9604), 4) Left heart cardiac catheterization (3722), 5) Endovascular implantation of other graft in abdominal aorta (3971), 6) Aortography (8842), 7) Arteriography of femoral and other lower extremity arteries (8848).

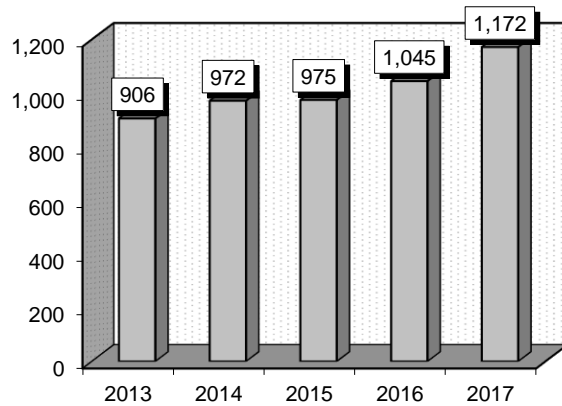
**Definitions: Cardiovascular disease:** Any abnormal condition characterized by dysfunction of the heart and blood vessels. **Atherosclerosis:** The build up of a waxy plaque on the inside of blood vessels. **Cardiac catheterization:** A diagnostic procedure which does a comprehensive examination of how the heart and its blood vessels function. **Bypass:** An auxiliary flow; a shunt; a surgically created pathway circumventing the normal anatomical pathway, such as in an artery or the intestine. **Aneurysm:** A localized dilation of the wall of a blood vessel. **Arteriography:** Radiography of an artery, carried out after injection of a radio-opaque substance. **Catheter:** A hollow flexible tube for insertion into a body cavity, duct, or vessel to allow the passage of fluids or distend a passageway. **Angioplasty:** A procedure used to widen vessels narrowed by stenoses or occlusions.

**Comment:** Cardiovascular procedures include (but are not limited to) diagnostic cardiac catheterization, coronary artery bypass graft procedures, cardiac pacemaker procedures, and heart valve procedures.

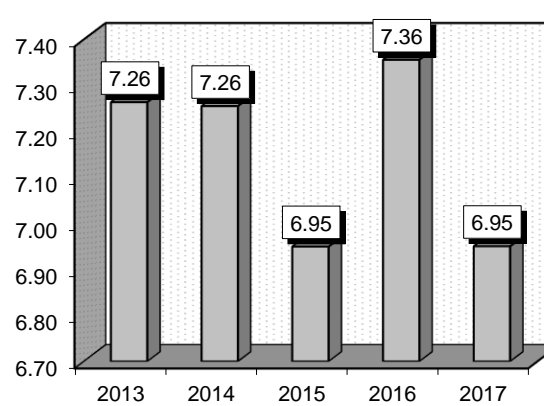
**Note:** DRGs 237-238 were replaced with DRGs 268-272 by the Centers for Medicare & Medicaid Services (CMS) On 10/01/2015.

Gender	2013			2014			2015			2016			2017		
	Cases	Avg LOS	Avg Bill	Cases	Avg LOS	Avg Bill	Cases	Avg LOS	Avg Bill	Cases	Avg LOS	Avg Bill	Cases	Avg LOS	Avg Bill
Male	608	6.88	\$185,354	631	6.72	\$201,171	649	6.59	\$213,419	711	6.68	\$228,773	772	6.50	\$243,627
Female	298	8.05	\$187,497	341	8.24	\$218,275	326	7.67	\$199,010	334	8.79	\$232,367	400	7.82	\$256,512
Age Group	Cases	Avg LOS	Avg Bill	Cases	Avg LOS	Avg Bill	Cases	Avg LOS	Avg Bill	Cases	Avg LOS	Avg Bill	Cases	Avg LOS	Avg Bill
0-17	39	30.64	\$652,671	36	32.86	\$793,780	31	17.32	\$569,674	40	17.18	\$479,785	36	22.83	\$877,184
18-35	28	8.86	\$149,362	18	6.28	\$130,157	33	7.12	\$168,436	28	7.61	\$221,630	37	7.24	\$270,201
36-49	48	9.25	\$211,068	49	7.33	\$173,379	67	7.22	\$177,198	69	7.74	\$220,229	80	6.96	\$225,617
50-64	232	6.54	\$158,604	249	7.14	\$180,312	229	7.76	\$212,340	288	7.82	\$222,310	291	6.93	\$226,846
65+	559	5.68	\$164,590	600	5.79	\$189,318	615	6.09	\$194,585	620	6.45	\$194,790	728	6.16	\$226,713
<b>Total</b>	<b>906</b>	<b>7.26</b>	<b>\$186,059</b>	<b>972</b>	<b>7.26</b>	<b>\$207,171</b>	<b>975</b>	<b>6.95</b>	<b>\$208,601</b>	<b>1,045</b>	<b>7.36</b>	<b>\$229,922</b>	<b>1,172</b>	<b>6.95</b>	<b>\$248,024</b>

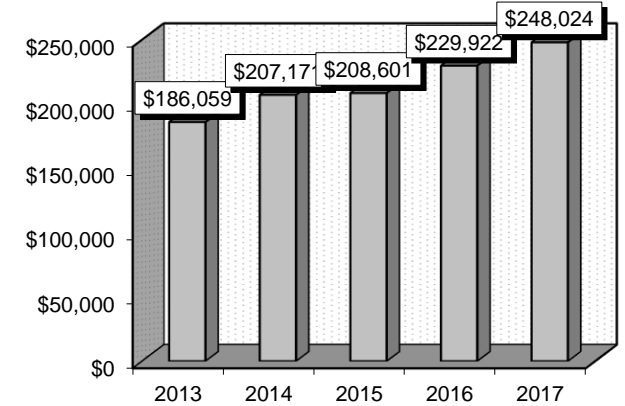
Patient Discharges (Cases)



Average Length of Stay (Avg LOS)



Average Billed Charges (Avg Bill)



County / Hospital	2013			2014			2015			2016			2017		
	Cases	Avg LOS	Avg Bill	Cases	Avg LOS	Avg Bill	Cases	Avg LOS	Avg Bill	Cases	Avg LOS	Avg Bill	Cases	Avg LOS	Avg Bill
<b>Clark</b>															
Centennial Hills	16	4.81	\$179,228	12	7.33	\$208,287	25	3.88	\$155,611	19	3.37	\$141,779	25	5.32	\$208,730
Desert Springs	61	6.28	\$182,236	74	7.08	\$216,599	80	7.43	\$241,881	72	7.68	\$242,680	102	7.64	\$272,440
Henderson Hospital	0	0.00	\$0	0	0.00	\$0	0	0.00	\$0	0	0.00	\$0	15	4.60	\$206,463
Mountain View	72	6.26	\$191,291	73	8.05	\$252,972	76	7.55	\$249,257	69	7.16	\$291,109	74	5.14	\$264,559
Mountain's Edge	0	0.00	\$0	0	0.00	\$0	0	0.00	\$0	0	0.00	\$0	0	0.00	\$0
North Vista	6	4.33	\$117,954	11	5.73	\$154,748	6	2.00	\$108,051	12	6.17	\$126,846	15	6.47	\$174,530
Southern Hills	21	5.24	\$144,430	11	6.09	\$134,823	13	6.00	\$227,875	11	6.55	\$209,484	22	6.41	\$220,783
Spring Valley	44	8.25	\$203,410	32	6.91	\$217,782	62	5.35	\$189,695	87	6.16	\$236,512	79	9.51	\$252,978
St. Rose-Rose de Lima	4	5.75	\$158,956	5	4.00	\$131,612	8	6.13	\$210,882	8	7.50	\$197,424	12	4.92	\$199,335
St. Rose-San Martin	45	6.04	\$184,155	58	5.21	\$154,668	53	5.26	\$188,221	54	6.46	\$191,384	58	4.67	\$208,518
St. Rose-Siena	68	5.97	\$184,204	83	6.02	\$195,726	65	7.25	\$212,310	80	7.56	\$222,875	110	6.15	\$231,723
Summerlin	33	8.82	\$251,169	58	7.79	\$247,877	43	6.70	\$245,731	45	7.69	\$284,167	44	9.89	\$341,924
Sunrise	165	12.11	\$311,428	190	11.71	\$338,132	143	9.80	\$352,458	174	10.79	\$360,268	151	10.62	\$451,274
UMC	44	9.64	\$181,965	44	7.36	\$171,150	50	8.48	\$192,055	60	8.45	\$228,953	62	8.02	\$236,142
Valley	65	5.71	\$170,669	81	4.91	\$195,623	63	6.63	\$240,859	77	8.23	\$291,733	100	6.67	\$307,839
<b>Total</b>	<b>644</b>	<b>8.07</b>	<b>\$218,433</b>	<b>732</b>	<b>7.88</b>	<b>\$239,100</b>	<b>687</b>	<b>7.30</b>	<b>\$245,653</b>	<b>768</b>	<b>8.04</b>	<b>\$268,327</b>	<b>869</b>	<b>7.55</b>	<b>\$289,677</b>
<b>Washoe</b>															
Carson Tahoe	84	5.01	\$112,038	64	3.59	\$97,641	79	4.86	\$112,060	70	3.13	\$90,131	67	3.34	\$100,283
Northern Nevada	5	5.40	\$156,691	3	2.00	\$60,431	8	4.38	\$128,978	8	6.88	\$195,920	11	4.45	\$205,969
Renown Regional	133	5.50	\$97,600	130	5.69	\$104,396	154	6.88	\$112,612	129	7.17	\$116,496	153	5.69	\$118,791
Renown S. Meadows	0	0.00	\$0	1	4.00	\$37,397	0	0.00	\$0	0	0.00	\$0	0	0.00	\$0
Saint Mary's	40	5.18	\$118,086	42	7.17	\$150,246	47	5.96	\$157,359	70	4.53	\$161,263	65	6.72	\$171,931
Sierra Surgery	0	0.00	\$0	0	0.00	\$0	0	0.00	\$0	0	0.00	\$0	0	0.00	\$0
<b>Total</b>	<b>262</b>	<b>5.29</b>	<b>\$106,485</b>	<b>240</b>	<b>5.34</b>	<b>\$109,790</b>	<b>288</b>	<b>6.10</b>	<b>\$120,217</b>	<b>277</b>	<b>5.47</b>	<b>\$123,440</b>	<b>296</b>	<b>5.34</b>	<b>\$129,511</b>
<b>Rural</b>															
Battle Mountain	0	0.00	\$0	0	0.00	\$0	0	0.00	\$0	0	0.00	\$0	0	0.00	\$0
Boulder City	0	0.00	\$0	0	0.00	\$0	0	0.00	\$0	0	0.00	\$0	0	0.00	\$0
Carson Valley	0	0.00	\$0	0	0.00	\$0	0	0.00	\$0	0	0.00	\$0	0	0.00	\$0
Churchill	0	0.00	\$0	0	0.00	\$0	0	0.00	\$0	0	0.00	\$0	0	0.00	\$0
Desert View	0	0.00	\$0	0	0.00	\$0	0	0.00	\$0	0	0.00	\$0	0	0.00	\$0
Grover C. Dils	0	0.00	\$0	0	0.00	\$0	0	0.00	\$0	0	0.00	\$0	0	0.00	\$0
Humboldt	0	0.00	\$0	0	0.00	\$0	0	0.00	\$0	0	0.00	\$0	0	0.00	\$0
Incline Village	0	0.00	\$0	0	0.00	\$0	0	0.00	\$0	0	0.00	\$0	0	0.00	\$0
Mesa View	0	0.00	\$0	0	0.00	\$0	0	0.00	\$0	0	0.00	\$0	0	0.00	\$0
Mount Grant	0	0.00	\$0	0	0.00	\$0	0	0.00	\$0	0	0.00	\$0	0	0.00	\$0
Northeastern	0	0.00	\$0	0	0.00	\$0	0	0.00	\$0	0	0.00	\$0	7	1.00	\$88,568
Nye	0	0.00	\$0	0	0.00	\$0	0	0.00	\$0	0	0.00	\$0	0	0.00	\$0
Pershing	0	0.00	\$0	0	0.00	\$0	0	0.00	\$0	0	0.00	\$0	0	0.00	\$0
South Lyon	0	0.00	\$0	0	0.00	\$0	0	0.00	\$0	0	0.00	\$0	0	0.00	\$0
William Bee Ririe	0	0.00	\$0	0	0.00	\$0	0	0.00	\$0	0	0.00	\$0	0	0.00	\$0
<b>Total</b>	<b>0</b>	<b>0.00</b>	<b>\$0</b>	<b>0</b>	<b>0.00</b>	<b>\$0</b>	<b>0</b>	<b>0.00</b>	<b>\$0</b>	<b>0</b>	<b>0.00</b>	<b>\$0</b>	<b>7</b>	<b>1.00</b>	<b>\$88,568</b>
<b>All Counties</b>	<b>906</b>	<b>7.26</b>	<b>\$186,059</b>	<b>972</b>	<b>7.26</b>	<b>\$207,171</b>	<b>975</b>	<b>6.95</b>	<b>\$208,601</b>	<b>1,045</b>	<b>7.36</b>	<b>\$229,922</b>	<b>1,172</b>	<b>6.95</b>	<b>\$248,024</b>

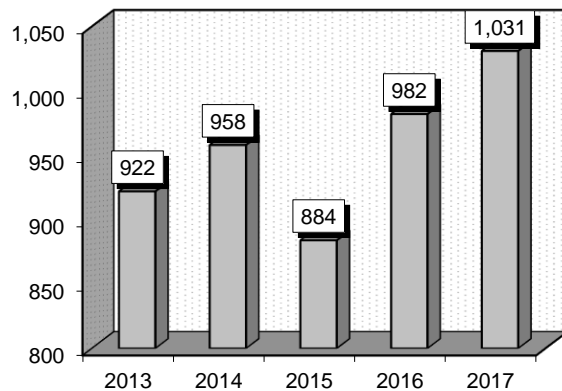
### Permanent Cardiac Pacemaker Implant (242-244)

**Procedures:** that frequently accompanied Permanent Cardiac Pacemaker Implant were: 1) Coronary arteriography using two catheters (8856), 2) Hemodialysis (3995), 3) Left heart cardiac catheterization (3722), 4) Angiocardiology of left heart structures (8853), 5) Transfusion of packed cells (9904), 6) Continuous invasive mechanical ventilation for less than 96 consecutive hours (9671), 7) Initial insertion of transvenous lead [electrode] into ventricle (3771).

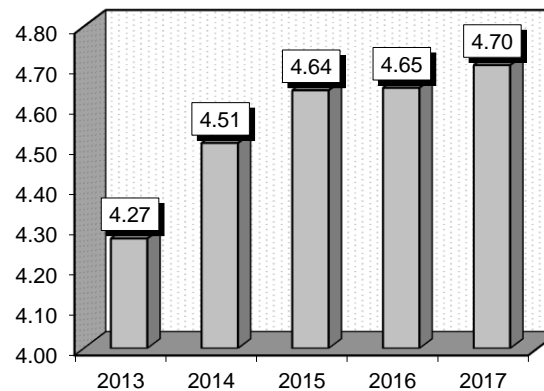
**Definitions:** **Hemodialysis:** A method of mechanically cleansing the blood outside of the body, in order to remove various substances that would normally be cleared by the kidneys. **Atrioventricular block:** Partial or complete block of electrical impulses originating in the atrium or sinus node, preventing them from reaching the AV node and ventricles. **Subendocardial:** Beneath the endocardium. **Myocardial infarction:** Death of the cells of an area of the heart muscle (myocardium) as a result of oxygen deprivation, which in turn is caused by obstruction of the blood supply; commonly referred to as a heart attack. **Dysrhythmia:** An irregular heartbeat - the heart may beat too fast (tachycardia), too slowly (bradycardia), too early (premature contraction) or too irregularly (fibrillation). **Atrial fibrillation:** An irregular and often very fast heart rate. The heart's two upper chambers (the atria) beat chaotically and irregularly - out of coordination with the two lower chambers (the ventricles) of the heart.

Gender	2013			2014			2015			2016			2017		
	Cases	Avg LOS	Avg Bill	Cases	Avg LOS	Avg Bill	Cases	Avg LOS	Avg Bill	Cases	Avg LOS	Avg Bill	Cases	Avg LOS	Avg Bill
Male	525	4.07	\$114,973	545	4.41	\$127,851	488	4.58	\$132,207	546	4.75	\$141,539	569	4.75	\$148,442
Female	397	4.54	\$118,957	413	4.65	\$127,390	396	4.71	\$132,467	436	4.52	\$137,382	462	4.64	\$138,424
Age Group	Cases	Avg LOS	Avg Bill	Cases	Avg LOS	Avg Bill	Cases	Avg LOS	Avg Bill	Cases	Avg LOS	Avg Bill	Cases	Avg LOS	Avg Bill
0-17	7	1.71	\$79,815	1	3.00	\$111,556	2	1.00	\$93,429	7	1.86	\$125,442	5	3.80	\$177,948
18-35	5	4.60	\$99,250	6	2.00	\$109,588	14	4.21	\$130,457	9	5.00	\$136,015	7	9.14	\$131,876
36-49	26	5.42	\$145,520	29	6.00	\$156,657	21	6.81	\$150,795	32	4.63	\$157,937	12	2.25	\$97,735
50-64	111	4.47	\$120,258	127	4.20	\$132,500	103	4.70	\$140,307	139	4.74	\$143,271	134	4.87	\$139,442
65+	773	4.23	\$115,653	795	4.53	\$125,977	744	4.59	\$130,837	795	4.65	\$138,501	873	4.68	\$145,182
<b>Total</b>	<b>922</b>	<b>4.27</b>	<b>\$116,689</b>	<b>958</b>	<b>4.51</b>	<b>\$127,652</b>	<b>884</b>	<b>4.64</b>	<b>\$132,324</b>	<b>982</b>	<b>4.65</b>	<b>\$139,693</b>	<b>1,031</b>	<b>4.70</b>	<b>\$143,953</b>

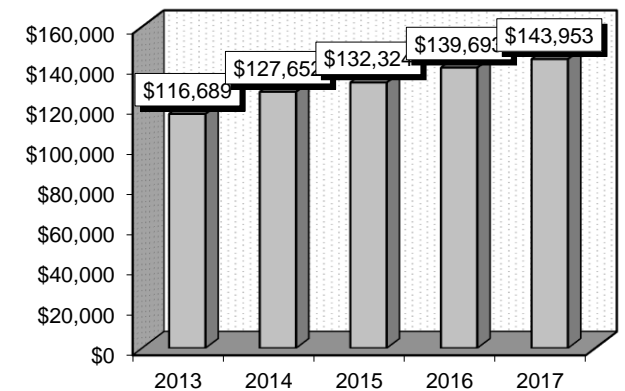
Patient Discharges (Cases)



Average Length of Stay (Avg LOS)



Average Billed Charges (Avg Bill)





County / Hospital	2013			2014			2015			2016			2017		
	Cases	Avg LOS	Avg Bill	Cases	Avg LOS	Avg Bill	Cases	Avg LOS	Avg Bill	Cases	Avg LOS	Avg Bill	Cases	Avg LOS	Avg Bill
<b>Clark</b>															
Centennial Hills	22	3.59	\$152,571	35	4.23	\$156,838	38	5.00	\$174,899	27	5.70	\$191,331	33	4.85	\$171,151
Desert Springs	68	3.99	\$117,445	79	4.34	\$127,501	52	4.50	\$140,757	59	6.88	\$158,794	54	4.59	\$147,021
Henderson Hospital	0	0.00	\$0	0	0.00	\$0	0	0.00	\$0	1	3.00	\$132,634	16	4.56	\$122,857
Mountain View	76	5.75	\$152,190	64	5.41	\$164,733	72	5.19	\$175,130	94	5.32	\$184,314	89	5.11	\$207,337
Mountain's Edge	0	0.00	\$0	0	0.00	\$0	0	0.00	\$0	0	0.00	\$0	0	0.00	\$0
North Vista	6	6.17	\$109,776	5	7.80	\$148,238	18	5.67	\$113,458	4	4.75	\$98,218	5	5.40	\$112,947
Southern Hills	18	6.00	\$173,864	24	4.17	\$133,408	22	3.68	\$155,739	31	3.58	\$161,254	33	3.58	\$192,067
Spring Valley	29	3.45	\$136,600	31	6.77	\$222,711	32	4.66	\$131,036	31	2.97	\$141,350	40	5.73	\$184,837
St. Rose-Rose de Lima	15	4.00	\$134,481	21	5.10	\$147,957	16	6.56	\$167,865	15	5.47	\$175,834	17	4.53	\$149,739
St. Rose-San Martin	35	4.14	\$142,071	35	4.14	\$143,357	33	4.09	\$131,637	28	3.54	\$138,057	36	5.11	\$169,645
St. Rose-Siena	102	3.95	\$135,263	78	4.06	\$143,699	66	5.09	\$169,458	118	4.70	\$157,610	91	4.23	\$148,007
Summerlin	82	4.39	\$169,832	77	4.30	\$180,979	63	4.11	\$192,696	65	5.03	\$223,813	67	3.76	\$194,377
Sunrise	74	4.43	\$114,209	76	5.55	\$150,450	83	6.48	\$168,630	102	5.59	\$175,733	81	7.06	\$215,991
UMC	36	4.81	\$63,270	43	5.23	\$70,415	35	4.71	\$94,852	34	3.91	\$88,639	47	5.06	\$114,049
Valley	47	5.51	\$176,680	40	5.65	\$179,418	34	6.06	\$179,111	28	4.43	\$141,712	33	4.82	\$153,996
<b>Total</b>	<b>610</b>	<b>4.52</b>	<b>\$138,368</b>	<b>608</b>	<b>4.87</b>	<b>\$151,084</b>	<b>564</b>	<b>5.10</b>	<b>\$159,568</b>	<b>637</b>	<b>4.98</b>	<b>\$166,911</b>	<b>642</b>	<b>4.95</b>	<b>\$173,496</b>
<b>Washoe</b>															
Carson Tahoe	56	4.13	\$86,357	61	3.74	\$79,956	55	3.25	\$81,881	63	3.70	\$87,808	77	3.29	\$97,299
Northern Nevada	9	2.22	\$79,154	12	4.17	\$104,259	12	3.92	\$102,235	19	2.68	\$93,254	22	2.59	\$114,973
Renown Regional	138	4.03	\$75,549	132	4.53	\$91,559	140	4.34	\$79,722	158	4.51	\$87,567	189	4.38	\$89,126
Renown S. Meadows	0	0.00	\$0	0	0.00	\$0	0	0.00	\$0	0	0.00	\$0	0	0.00	\$0
Saint Mary's	106	3.47	\$66,567	136	3.34	\$85,181	108	3.41	\$88,788	101	3.75	\$93,136	92	5.55	\$101,562
Sierra Surgery	0	0.00	\$0	0	0.00	\$0	0	0.00	\$0	0	0.00	\$0	0	0.00	\$0
<b>Total</b>	<b>309</b>	<b>3.80</b>	<b>\$74,532</b>	<b>341</b>	<b>3.90</b>	<b>\$87,387</b>	<b>315</b>	<b>3.81</b>	<b>\$84,065</b>	<b>341</b>	<b>4.04</b>	<b>\$89,577</b>	<b>380</b>	<b>4.34</b>	<b>\$95,290</b>
<b>Rural</b>															
Battle Mountain	0	0.00	\$0	0	0.00	\$0	0	0.00	\$0	0	0.00	\$0	0	0.00	\$0
Boulder City	0	0.00	\$0	0	0.00	\$0	0	0.00	\$0	0	0.00	\$0	0	0.00	\$0
Carson Valley	0	0.00	\$0	0	0.00	\$0	0	0.00	\$0	0	0.00	\$0	0	0.00	\$0
Churchill	0	0.00	\$0	0	0.00	\$0	0	0.00	\$0	0	0.00	\$0	0	0.00	\$0
Desert View	1	2.00	\$48,756	1	1.00	\$69,201	0	0.00	\$0	0	0.00	\$0	0	0.00	\$0
Grover C. Dils	0	0.00	\$0	0	0.00	\$0	0	0.00	\$0	0	0.00	\$0	0	0.00	\$0
Humboldt	0	0.00	\$0	0	0.00	\$0	0	0.00	\$0	0	0.00	\$0	0	0.00	\$0
Incline Village	0	0.00	\$0	0	0.00	\$0	0	0.00	\$0	0	0.00	\$0	0	0.00	\$0
Mesa View	1	1.00	\$39,315	0	0.00	\$0	0	0.00	\$0	2	2.00	\$61,841	0	0.00	\$0
Mount Grant	0	0.00	\$0	0	0.00	\$0	0	0.00	\$0	0	0.00	\$0	0	0.00	\$0
Northeastern	1	2.00	\$63,850	8	3.88	\$70,488	5	5.60	\$99,444	2	4.50	\$93,636	9	2.78	\$91,208
Nye	0	0.00	\$0	0	0.00	\$0	0	0.00	\$0	0	0.00	\$0	0	0.00	\$0
Pershing	0	0.00	\$0	0	0.00	\$0	0	0.00	\$0	0	0.00	\$0	0	0.00	\$0
South Lyon	0	0.00	\$0	0	0.00	\$0	0	0.00	\$0	0	0.00	\$0	0	0.00	\$0
William Bee Ririe	0	0.00	\$0	0	0.00	\$0	0	0.00	\$0	0	0.00	\$0	0	0.00	\$0
<b>Total</b>	<b>3</b>	<b>1.67</b>	<b>\$50,640</b>	<b>9</b>	<b>3.56</b>	<b>\$70,345</b>	<b>5</b>	<b>5.60</b>	<b>\$99,444</b>	<b>4</b>	<b>3.25</b>	<b>\$77,739</b>	<b>9</b>	<b>2.78</b>	<b>\$91,208</b>
<b>All Counties</b>	<b>922</b>	<b>4.27</b>	<b>\$116,689</b>	<b>958</b>	<b>4.51</b>	<b>\$127,652</b>	<b>884</b>	<b>4.64</b>	<b>\$132,324</b>	<b>982</b>	<b>4.65</b>	<b>\$139,693</b>	<b>1,031</b>	<b>4.70</b>	<b>\$143,953</b>

### Acute Myocardial Infarction, Discharged Alive (280-282)

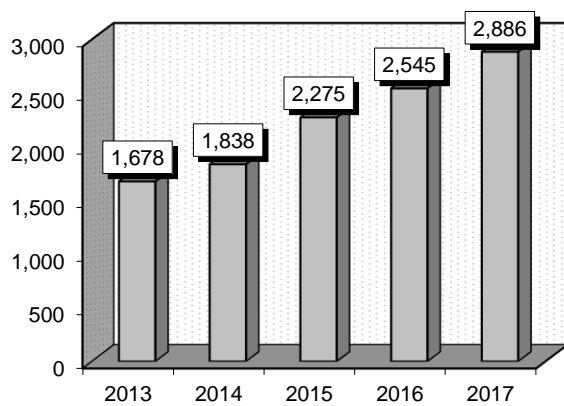
**Diagnoses:** that frequently accompanied Acute Myocardial Infarction, Discharged Alive were: 1) Subendocardial infarction (4107), 2) Congestive heart failure, unspecified (4280), 3) Coronary atherosclerosis of native coronary artery (41401), 4) Unspecified essential hypertension (4019), 5) Mixed hyperlipidemia (2722), 6) Tobacco use disorder (3051).

**Definitions:** **Subendocardial:** Beneath the endocardium. **Endocardium:** The lining of the interior surface of the heart chambers. **Myocardial infarction:** Death of the cells of an area of the heart muscle (myocardium) as a result of oxygen deprivation, which in turn is caused by obstruction of the blood supply; commonly referred to as a heart attack.

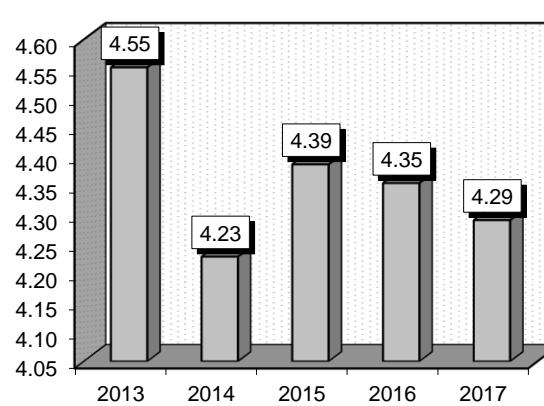
**Necrosis:** Death of cells or tissues through injury or disease, especially in a localized area of the body. **Coronary artery(s):** Either of two arteries that arise one from the left and one from the right side of the aorta immediately above the semilunar valves and supply the tissues of the heart itself. **Atherosclerosis:** The build up of a waxy plaque on the inside of blood vessels. **Hypertension:** High blood pressure. **Hyperlipidemia:** An abnormally high concentration of fats or lipids in the blood.

Gender	2013			2014			2015			2016			2017		
	Cases	Avg LOS	Avg Bill	Cases	Avg LOS	Avg Bill	Cases	Avg LOS	Avg Bill	Cases	Avg LOS	Avg Bill	Cases	Avg LOS	Avg Bill
Male	929	4.47	\$73,330	1,032	4.27	\$72,661	1,329	4.36	\$73,620	1,498	4.41	\$76,582	1,673	4.30	\$82,494
Female	749	4.65	\$69,681	806	4.18	\$67,196	946	4.43	\$75,091	1,047	4.28	\$73,971	1,213	4.29	\$79,923
Age Group	Cases	Avg LOS	Avg Bill	Cases	Avg LOS	Avg Bill	Cases	Avg LOS	Avg Bill	Cases	Avg LOS	Avg Bill	Cases	Avg LOS	Avg Bill
0-17	0	0.00	\$0	0	0.00	\$0	0	0.00	\$0	0	0.00	\$0	0	0.00	\$0
18-35	14	2.36	\$51,040	25	2.72	\$61,115	44	3.36	\$66,007	48	2.63	\$64,496	57	2.98	\$76,816
36-49	121	3.22	\$61,296	152	3.44	\$62,170	174	2.72	\$58,170	235	3.87	\$71,333	262	3.63	\$72,636
50-64	447	4.87	\$81,493	486	3.79	\$69,507	569	3.97	\$78,810	667	3.55	\$73,380	773	4.20	\$87,980
65+	1,096	4.60	\$69,121	1,175	4.54	\$71,820	1,488	4.77	\$74,602	1,595	4.81	\$77,344	1,794	4.47	\$80,012
<b>Total</b>	<b>1,678</b>	<b>4.55</b>	<b>\$71,701</b>	<b>1,838</b>	<b>4.23</b>	<b>\$70,265</b>	<b>2,275</b>	<b>4.39</b>	<b>\$74,231</b>	<b>2,545</b>	<b>4.35</b>	<b>\$75,508</b>	<b>2,886</b>	<b>4.29</b>	<b>\$81,413</b>

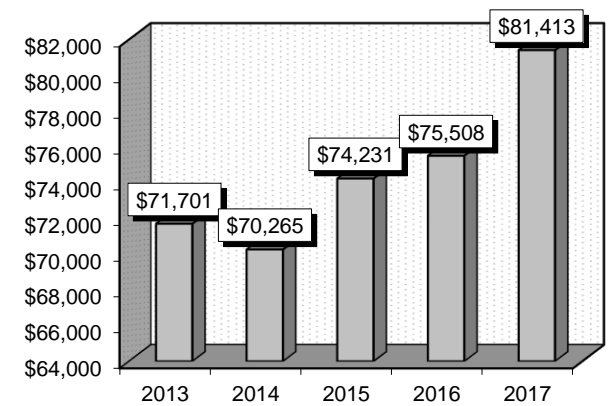
**Patient Discharges (Cases)**



**Average Length of Stay (Avg LOS)**



**Average Billed Charges (Avg Bill)**



County / Hospital	2013			2014			2015			2016			2017		
	Cases	Avg LOS	Avg Bill	Cases	Avg LOS	Avg Bill	Cases	Avg LOS	Avg Bill	Cases	Avg LOS	Avg Bill	Cases	Avg LOS	Avg Bill
<b>Clark</b>															
Centennial Hills	112	3.33	\$77,925	107	4.01	\$84,934	124	3.15	\$77,248	143	3.25	\$84,552	157	4.10	\$103,583
Desert Springs	107	5.77	\$79,889	136	5.18	\$81,191	184	4.76	\$85,949	140	5.11	\$83,668	139	5.27	\$97,506
Henderson Hospital	0	0.00	\$0	0	0.00	\$0	0	0.00	\$0	9	2.44	\$73,349	113	3.56	\$91,908
Mountain View	112	5.18	\$93,769	115	4.61	\$87,767	178	5.26	\$101,455	145	4.32	\$102,116	145	4.34	\$99,029
Mountain's Edge	0	0.00	\$0	0	0.00	\$0	0	0.00	\$0	4	9.50	\$60,386	9	12.56	\$82,322
North Vista	75	5.75	\$71,033	76	4.30	\$63,792	139	3.42	\$51,186	160	3.89	\$48,502	130	3.66	\$56,348
Southern Hills	42	3.83	\$72,535	41	4.73	\$76,469	69	4.04	\$83,193	79	4.29	\$80,974	108	3.79	\$76,849
Spring Valley	128	5.41	\$95,497	106	4.20	\$89,746	131	4.36	\$100,659	154	5.20	\$94,518	198	4.77	\$102,163
St. Rose-Rose de Lima	69	4.06	\$78,201	66	4.06	\$81,035	65	3.95	\$82,907	70	4.03	\$78,619	82	4.54	\$80,538
St. Rose-San Martin	29	4.17	\$79,551	44	2.82	\$72,131	34	5.41	\$84,981	37	4.24	\$80,347	62	3.94	\$88,691
St. Rose-Siena	98	4.01	\$73,324	90	3.53	\$73,064	114	4.91	\$84,460	188	3.70	\$77,166	194	4.05	\$90,413
Summerlin	90	5.11	\$88,943	109	4.76	\$100,888	121	4.45	\$91,757	187	4.59	\$95,100	177	4.99	\$113,167
Sunrise	135	5.19	\$95,507	173	5.08	\$100,760	202	5.42	\$108,278	266	5.12	\$117,949	292	5.79	\$133,610
UMC	54	5.37	\$54,277	68	4.13	\$43,187	91	6.25	\$56,011	77	7.45	\$68,721	75	4.17	\$64,956
Valley	126	6.06	\$113,180	113	4.96	\$104,961	166	5.45	\$112,946	197	4.97	\$95,107	183	4.48	\$98,521
<b>Total</b>	<b>1,177</b>	<b>4.98</b>	<b>\$86,112</b>	<b>1,244</b>	<b>4.48</b>	<b>\$85,244</b>	<b>1,618</b>	<b>4.72</b>	<b>\$89,136</b>	<b>1,856</b>	<b>4.60</b>	<b>\$88,575</b>	<b>2,064</b>	<b>4.58</b>	<b>\$98,228</b>
<b>Washoe</b>															
Carson Tahoe	109	3.66	\$39,632	138	3.80	\$41,772	144	3.71	\$39,520	156	3.47	\$38,044	177	3.19	\$32,070
Northern Nevada	40	3.13	\$49,957	44	3.16	\$50,621	37	4.05	\$68,719	52	5.13	\$67,488	35	3.23	\$68,955
Renown Regional	192	3.70	\$38,946	206	4.30	\$42,511	233	4.01	\$42,060	247	4.19	\$46,706	330	4.16	\$48,801
Renown S. Meadows	11	1.91	\$21,939	13	2.85	\$28,068	15	2.60	\$26,590	21	2.38	\$31,919	24	2.08	\$25,992
Saint Mary's	95	3.97	\$35,412	102	3.66	\$34,323	140	3.36	\$31,007	147	3.29	\$31,717	172	3.47	\$32,492
Sierra Surgery	0	0.00	\$0	0	0.00	\$0	0	0.00	\$0	0	0.00	\$0	0	0.00	\$0
<b>Total</b>	<b>447</b>	<b>3.65</b>	<b>\$38,929</b>	<b>503</b>	<b>3.89</b>	<b>\$40,984</b>	<b>569</b>	<b>3.74</b>	<b>\$40,023</b>	<b>623</b>	<b>3.81</b>	<b>\$42,236</b>	<b>738</b>	<b>3.66</b>	<b>\$41,201</b>
<b>Rural</b>															
Battle Mountain	1	2.00	\$4,069	0	0.00	\$0	1	5.00	\$10,122	0	0.00	\$0	1	3.00	\$10,610
Boulder City	3	5.67	\$23,931	7	3.00	\$19,752	4	3.75	\$21,488	2	3.50	\$10,895	1	2.00	\$13,562
Carson Valley	4	2.00	\$16,226	2	2.50	\$12,572	5	4.40	\$25,388	7	2.43	\$19,925	2	1.50	\$14,205
Churchill	7	3.14	\$15,474	1	7.00	\$26,290	8	3.38	\$20,060	5	5.00	\$23,008	2	2.00	\$10,345
Desert View	2	1.00	\$4,335	44	2.39	\$21,566	43	1.95	\$17,378	21	2.24	\$18,482	25	1.80	\$15,698
Grover C. Dils	1	3.00	\$11,782	0	0.00	\$0	0	0.00	\$0	1	2.00	\$2,679	0	0.00	\$0
Humboldt	3	3.33	\$23,852	0	0.00	\$0	2	1.00	\$9,963	1	1.00	\$3,526	3	7.33	\$26,941
Incline Village	0	0.00	\$0	0	0.00	\$0	0	0.00	\$0	0	0.00	\$0	0	0.00	\$0
Mesa View	2	1.00	\$6,109	1	1.00	\$9,203	7	1.71	\$11,560	9	2.11	\$13,642	10	2.60	\$14,724
Mount Grant	0	0.00	\$0	0	0.00	\$0	0	0.00	\$0	2	1.00	\$2,181	9	4.56	\$12,900
Northeastern	31	2.52	\$38,906	33	2.82	\$39,895	16	2.69	\$39,566	15	2.27	\$40,194	20	1.70	\$41,484
Nye	0	0.00	\$0	0	0.00	\$0	0	0.00	\$0	0	0.00	\$0	0	0.00	\$0
Pershing	0	0.00	\$0	1	1.00	\$2,967	0	0.00	\$0	0	0.00	\$0	1	1.00	\$4,530
South Lyon	0	0.00	\$0	0	0.00	\$0	0	0.00	\$0	2	5.00	\$12,616	2	3.00	\$5,128
William Bee Ririe	0	0.00	\$0	2	1.50	\$10,439	2	3.00	\$8,402	1	7.00	\$32,916	8	5.00	\$19,248
<b>Total</b>	<b>54</b>	<b>2.67</b>	<b>\$28,878</b>	<b>91</b>	<b>2.59</b>	<b>\$27,343</b>	<b>88</b>	<b>2.45</b>	<b>\$21,380</b>	<b>66</b>	<b>2.59</b>	<b>\$22,104</b>	<b>84</b>	<b>2.70</b>	<b>\$21,528</b>
<b>All Counties</b>	<b>1,678</b>	<b>4.55</b>	<b>\$71,701</b>	<b>1,838</b>	<b>4.23</b>	<b>\$70,265</b>	<b>2,275</b>	<b>4.39</b>	<b>\$74,231</b>	<b>2,545</b>	<b>4.35</b>	<b>\$75,508</b>	<b>2,886</b>	<b>4.29</b>	<b>\$81,413</b>

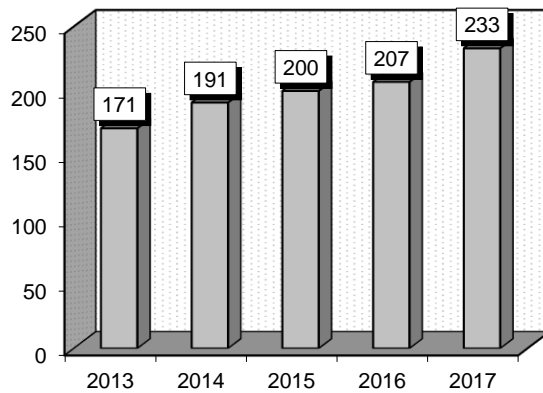
### Acute Myocardial Infarction, Expired (283-285)

**Diagnoses:** that frequently accompanied Acute Myocardial Infarction, Expired were: 1) Acute respiratory failure (51881), 2) Subendocardial infarction (4107), 3) Congestive heart failure, unspecified (4280), 4) Coronary atherosclerosis of native coronary artery (41401), 5) Cardiac arrest (4275), 6) Unspecified essential hypertension (4019), 7) Atrial fibrillation (42731), 8) Diabetes mellitus without mention of complication, type II or unspecified type, not stated as uncontrolled (25000).

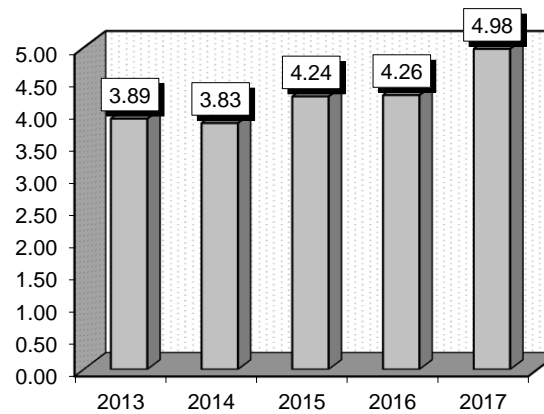
**Definitions:** **Subendocardial:** Beneath the endocardium. **Endocardium:** The lining of the interior surface of the heart chambers. **Myocardial infarction:** Death of the cells of an area of the heart muscle (myocardium) as a result of oxygen deprivation, which in turn is caused by obstruction of the blood supply; commonly referred to as a heart attack. **Necrosis:** Death of cells or tissues through injury or disease, especially in a localized area of the body. **Coronary artery(s):** Either of two arteries that arise one from the left and one from the right side of the aorta immediately above the semilunar valves and supply the tissues of the heart itself. **Atherosclerosis:** The build up of a waxy plaque on the inside of blood vessels. **Hypertension:** High blood pressure. **Atrial fibrillation:** An irregular and often very fast heart rate. The heart's two upper chambers (the atria) beat chaotically and irregularly - out of coordination with the two lower chambers (the ventricles) of the heart.

Gender	2013			2014			2015			2016			2017		
	Cases	Avg LOS	Avg Bill	Cases	Avg LOS	Avg Bill	Cases	Avg LOS	Avg Bill	Cases	Avg LOS	Avg Bill	Cases	Avg LOS	Avg Bill
Male	95	3.80	\$91,352	111	3.50	\$91,045	132	4.11	\$102,312	136	4.46	\$118,030	135	4.50	\$120,402
Female	76	4.01	\$78,963	80	4.28	\$93,942	68	4.49	\$97,408	71	3.89	\$94,587	98	5.63	\$136,672
Age Group	Cases	Avg LOS	Avg Bill	Cases	Avg LOS	Avg Bill	Cases	Avg LOS	Avg Bill	Cases	Avg LOS	Avg Bill	Cases	Avg LOS	Avg Bill
0-17	0	0.00	\$0	1	2.00	\$117,213	0	0.00	\$0	0	0.00	\$0	0	0.00	\$0
18-35	0	0.00	\$0	1	1.00	\$19,637	1	2.00	\$167,459	2	1.00	\$21,012	2	2.50	\$130,811
36-49	3	1.33	\$65,391	5	1.80	\$62,391	6	3.33	\$158,354	6	6.50	\$243,928	7	6.71	\$187,711
50-64	32	3.22	\$89,106	33	4.18	\$118,601	33	3.21	\$85,907	45	5.64	\$144,235	38	5.39	\$171,370
65+	136	4.11	\$85,530	151	3.85	\$87,806	160	4.50	\$101,103	154	3.81	\$95,919	186	4.85	\$115,917
<b>Total</b>	<b>171</b>	<b>3.89</b>	<b>\$85,846</b>	<b>191</b>	<b>3.83</b>	<b>\$92,258</b>	<b>200</b>	<b>4.24</b>	<b>\$100,645</b>	<b>207</b>	<b>4.26</b>	<b>\$109,989</b>	<b>233</b>	<b>4.98</b>	<b>\$127,245</b>

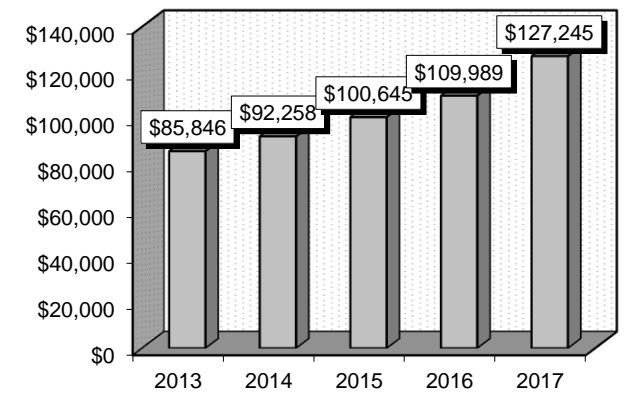
**Patient Discharges (Cases)**



**Average Length of Stay (Avg LOS)**



**Average Billed Charges (Avg Bill)**



County / Hospital	2013			2014			2015			2016			2017		
	Cases	Avg LOS	Avg Bill	Cases	Avg LOS	Avg Bill	Cases	Avg LOS	Avg Bill	Cases	Avg LOS	Avg Bill	Cases	Avg LOS	Avg Bill
<b>Clark</b>															
Centennial Hills	2	1.50	\$45,945	5	2.20	\$92,688	8	3.13	\$102,263	8	3.88	\$131,519	4	3.75	\$122,713
Desert Springs	20	4.75	\$95,352	15	4.60	\$115,003	12	3.00	\$89,095	10	2.50	\$108,007	20	6.00	\$146,369
Henderson Hospital	0	0.00	\$0	0	0.00	\$0	0	0.00	\$0	0	0.00	\$0	6	2.83	\$121,777
Mountain View	14	2.57	\$62,817	16	4.25	\$126,950	18	3.94	\$159,656	12	5.17	\$126,380	16	3.00	\$127,855
Mountain's Edge	0	0.00	\$0	0	0.00	\$0	0	0.00	\$0	0	0.00	\$0	0	0.00	\$0
North Vista	2	3.00	\$53,111	9	3.67	\$94,625	4	2.00	\$52,184	2	1.50	\$57,672	1	1.00	\$54,165
Southern Hills	6	3.00	\$93,692	3	1.33	\$70,414	6	3.50	\$105,880	12	4.42	\$117,451	6	4.83	\$127,858
Spring Valley	7	3.29	\$109,507	12	3.25	\$122,896	14	2.36	\$88,017	8	3.13	\$100,830	21	5.90	\$171,146
St. Rose-Rose de Lima	4	7.25	\$94,750	9	3.33	\$102,033	4	12.25	\$140,501	8	1.00	\$36,311	1	11.00	\$130,691
St. Rose-San Martin	5	2.60	\$49,231	4	6.00	\$93,838	6	3.00	\$75,187	3	7.67	\$165,512	3	1.00	\$24,888
St. Rose-Siena	17	2.94	\$93,989	16	2.81	\$81,570	17	5.53	\$110,453	12	3.42	\$100,323	21	4.57	\$96,988
Summerlin	8	2.50	\$103,171	7	8.14	\$194,417	8	3.88	\$123,147	13	4.92	\$128,432	14	4.57	\$139,744
Sunrise	12	5.58	\$158,224	18	5.06	\$135,214	26	3.62	\$131,867	32	5.75	\$180,735	34	5.88	\$176,391
UMC	4	6.00	\$103,470	4	2.25	\$58,935	11	11.00	\$157,616	7	7.14	\$165,920	8	14.00	\$270,911
Valley	17	4.53	\$139,504	16	3.44	\$119,202	15	3.47	\$112,569	16	5.19	\$154,727	21	6.48	\$192,943
<b>Total</b>	<b>118</b>	<b>3.91</b>	<b>\$102,083</b>	<b>134</b>	<b>3.99</b>	<b>\$114,133</b>	<b>149</b>	<b>4.38</b>	<b>\$117,880</b>	<b>143</b>	<b>4.56</b>	<b>\$133,296</b>	<b>176</b>	<b>5.55</b>	<b>\$153,550</b>
<b>Washoe</b>															
Carson Tahoe	10	2.90	\$29,585	8	4.75	\$42,201	4	1.25	\$57,999	7	3.29	\$38,562	11	3.09	\$37,034
Northern Nevada	5	4.60	\$85,670	2	1.00	\$27,514	4	2.75	\$56,851	5	4.60	\$72,627	5	1.80	\$56,205
Renown Regional	26	4.58	\$60,048	31	3.16	\$48,097	30	4.30	\$57,656	31	4.16	\$80,756	28	3.14	\$44,294
Renown S. Meadows	1	3.00	\$27,329	0	0.00	\$0	0	0.00	\$0	1	2.00	\$31,510	2	2.50	\$39,908
Saint Mary's	9	2.44	\$32,896	9	3.44	\$25,947	8	4.75	\$38,446	10	3.20	\$36,614	3	4.33	\$114,284
Sierra Surgery	0	0.00	\$0	0	0.00	\$0	0	0.00	\$0	0	0.00	\$0	0	0.00	\$0
<b>Total</b>	<b>51</b>	<b>3.84</b>	<b>\$51,153</b>	<b>50</b>	<b>3.38</b>	<b>\$42,343</b>	<b>46</b>	<b>3.98</b>	<b>\$54,275</b>	<b>54</b>	<b>3.87</b>	<b>\$65,447</b>	<b>49</b>	<b>3.04</b>	<b>\$47,986</b>
<b>Rural</b>															
Battle Mountain	0	0.00	\$0	0	0.00	\$0	0	0.00	\$0	0	0.00	\$0	0	0.00	\$0
Boulder City	0	0.00	\$0	1	4.00	\$22,876	3	2.67	\$12,905	0	0.00	\$0	0	0.00	\$0
Carson Valley	0	0.00	\$0	1	1.00	\$7,528	0	0.00	\$0	2	1.50	\$10,204	1	2.00	\$24,010
Churchill	0	0.00	\$0	2	8.00	\$40,342	0	0.00	\$0	6	2.67	\$16,891	2	6.00	\$44,643
Desert View	0	0.00	\$0	0	0.00	\$0	0	0.00	\$0	0	0.00	\$0	0	0.00	\$0
Grover C. Dils	0	0.00	\$0	0	0.00	\$0	0	0.00	\$0	0	0.00	\$0	0	0.00	\$0
Humboldt	0	0.00	\$0	0	0.00	\$0	0	0.00	\$0	0	0.00	\$0	1	5.00	\$20,802
Incline Village	0	0.00	\$0	0	0.00	\$0	0	0.00	\$0	0	0.00	\$0	0	0.00	\$0
Mesa View	0	0.00	\$0	0	0.00	\$0	0	0.00	\$0	1	1.00	\$4,685	0	0.00	\$0
Mount Grant	0	0.00	\$0	0	0.00	\$0	1	3.00	\$12,376	0	0.00	\$0	0	0.00	\$0
Northeastern	0	0.00	\$0	3	2.00	\$33,100	1	1.00	\$17,032	1	1.00	\$45,844	2	2.00	\$42,950
Nye	0	0.00	\$0	0	0.00	\$0	0	0.00	\$0	0	0.00	\$0	0	0.00	\$0
Pershing	0	0.00	\$0	0	0.00	\$0	0	0.00	\$0	0	0.00	\$0	0	0.00	\$0
South Lyon	0	0.00	\$0	0	0.00	\$0	0	0.00	\$0	0	0.00	\$0	1	3.00	\$5,751
William Bee Ririe	2	4.50	\$12,551	0	0.00	\$0	0	0.00	\$0	0	0.00	\$0	1	9.00	\$46,241
<b>Total</b>	<b>2</b>	<b>4.50</b>	<b>\$12,551</b>	<b>7</b>	<b>3.86</b>	<b>\$30,055</b>	<b>5</b>	<b>2.40</b>	<b>\$13,625</b>	<b>10</b>	<b>2.10</b>	<b>\$17,228</b>	<b>8</b>	<b>4.38</b>	<b>\$33,999</b>
<b>All Counties</b>	<b>171</b>	<b>3.89</b>	<b>\$85,846</b>	<b>191</b>	<b>3.83</b>	<b>\$92,258</b>	<b>200</b>	<b>4.24</b>	<b>\$100,645</b>	<b>207</b>	<b>4.26</b>	<b>\$109,989</b>	<b>233</b>	<b>4.98</b>	<b>\$127,245</b>

### Heart Failure & Shock (291-293)

**Diagnoses:** that frequently accompanied Heart Failure & Shock were: 1) Pneumonia, organism unspecified (486), 2) Atrial fibrillation (42731), 3) Diabetes mellitus without mention of complication, type II or unspecified type, not stated as uncontrolled (25000), 4) Unspecified essential hypertension (4019), 5) Other and unspecified hyperlipidemia (2724), 6) Acute kidney failure, unspecified (5849), 7) Coronary atherosclerosis of native coronary artery (41401).

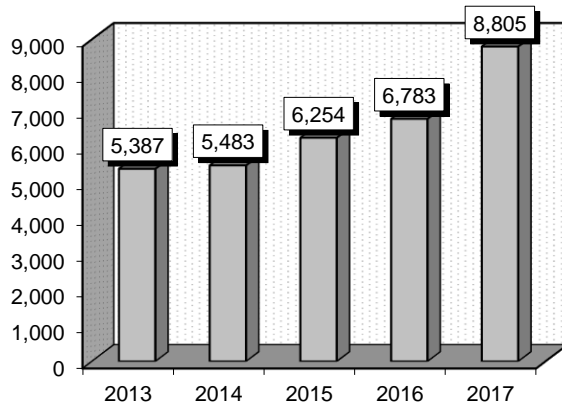
**Definitions:** **Hypertension:** High blood pressure. **Atrial fibrillation:** An irregular and often very fast heart rate. The heart's two upper chambers (the atria) beat chaotically and irregularly - out of coordination with the two lower chambers (the ventricles) of the heart. **Congestive heart failure:** Inability of the heart to keep up with the demands on it, with failure of the heart to pump blood with normal efficiency. **Shock:** A state characterized by inadequacy of blood flow throughout the body to the extent that damage occurs to the cells of the tissues; if the shock is prolonged, the cardiovascular system itself becomes damaged and begins to deteriorate, resulting in a vicious cycle that leads to death.

**Hypertensive heart disease:** High blood pressure resulting in a disease of the heart. **Atherosclerosis:** The build up of a waxy plaque on the inside of blood vessels.

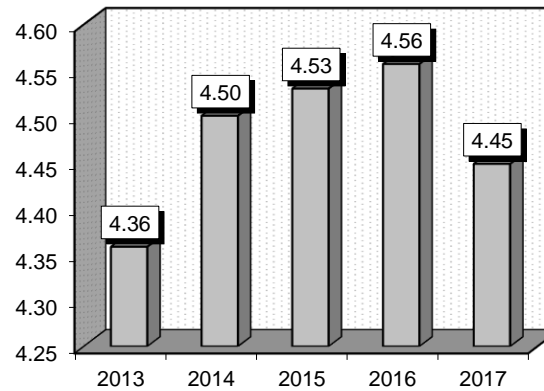
**Hyperlipidemia:** An abnormally high concentration of fats or lipids in the blood.

Gender	2013			2014			2015			2016			2017		
	Cases	Avg LOS	Avg Bill	Cases	Avg LOS	Avg Bill	Cases	Avg LOS	Avg Bill	Cases	Avg LOS	Avg Bill	Cases	Avg LOS	Avg Bill
Male	3,171	4.27	\$47,673	3,264	4.37	\$52,196	3,614	4.50	\$57,440	3,932	4.54	\$60,711	4,985	4.31	\$63,640
Female	2,216	4.49	\$50,003	2,219	4.69	\$53,852	2,640	4.58	\$56,465	2,851	4.59	\$62,292	3,820	4.63	\$66,282
Age Group	Cases	Avg LOS	Avg Bill	Cases	Avg LOS	Avg Bill	Cases	Avg LOS	Avg Bill	Cases	Avg LOS	Avg Bill	Cases	Avg LOS	Avg Bill
0-17	9	4.67	\$61,927	7	5.57	\$74,412	7	3.14	\$43,764	4	9.00	\$237,882	8	6.63	\$117,206
18-35	146	4.28	\$43,298	136	5.00	\$49,149	152	3.94	\$57,683	160	3.90	\$57,767	215	3.60	\$59,125
36-49	498	3.99	\$43,026	552	4.05	\$48,721	566	4.46	\$56,138	603	3.91	\$56,837	781	3.94	\$63,200
50-64	1,274	4.34	\$48,716	1,406	4.65	\$54,720	1,534	4.48	\$56,966	1,654	4.47	\$63,047	2,271	4.19	\$61,840
65+	3,460	4.42	\$49,598	3,382	4.49	\$52,877	3,995	4.58	\$57,177	4,362	4.70	\$61,340	5,530	4.65	\$66,365
<b>Total</b>	<b>5,387</b>	<b>4.36</b>	<b>\$48,632</b>	<b>5,483</b>	<b>4.50</b>	<b>\$52,867</b>	<b>6,254</b>	<b>4.53</b>	<b>\$57,028</b>	<b>6,783</b>	<b>4.56</b>	<b>\$61,376</b>	<b>8,805</b>	<b>4.45</b>	<b>\$64,787</b>

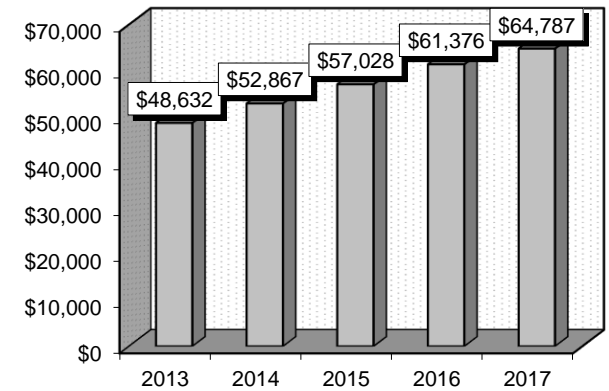
**Patient Discharges (Cases)**



**Average Length of Stay (Avg LOS)**



**Average Billed Charges (Avg Bill)**



County / Hospital	2013			2014			2015			2016			2017		
	Cases	Avg LOS	Avg Bill	Cases	Avg LOS	Avg Bill	Cases	Avg LOS	Avg Bill	Cases	Avg LOS	Avg Bill	Cases	Avg LOS	Avg Bill
<b>Clark</b>															
Centennial Hills	184	4.08	\$59,630	250	4.30	\$67,733	333	4.49	\$69,477	337	4.27	\$77,350	471	4.38	\$80,047
Desert Springs	294	4.64	\$57,663	344	5.55	\$70,052	436	4.35	\$62,870	465	4.52	\$68,265	618	4.21	\$71,257
Henderson Hospital	0	0.00	\$0	0	0.00	\$0	0	0.00	\$0	24	2.54	\$61,115	258	3.22	\$70,376
Mountain View	486	5.34	\$70,194	469	5.19	\$72,679	563	5.13	\$74,820	642	4.40	\$74,119	705	4.50	\$78,442
Mountain's Edge	0	0.00	\$0	0	0.00	\$0	13	6.15	\$32,375	93	6.70	\$41,266	190	7.99	\$54,625
North Vista	273	5.02	\$47,080	289	4.96	\$45,739	354	3.44	\$34,178	343	3.69	\$36,818	265	3.60	\$38,013
Southern Hills	104	4.63	\$62,918	130	5.53	\$68,872	212	4.56	\$62,312	210	4.25	\$60,848	306	4.74	\$76,865
Spring Valley	243	3.89	\$54,619	236	4.16	\$65,759	255	4.50	\$76,468	341	4.87	\$82,732	527	5.00	\$89,327
St. Rose-Rose de Lima	173	3.73	\$42,426	167	3.62	\$48,219	153	4.24	\$58,215	185	5.31	\$68,229	181	4.52	\$60,638
St. Rose-San Martin	166	4.43	\$46,361	187	4.44	\$49,520	162	4.10	\$50,201	166	4.39	\$57,365	227	4.00	\$59,645
St. Rose-Siena	358	4.10	\$49,261	323	4.33	\$54,418	332	4.71	\$59,710	421	4.18	\$60,869	611	4.22	\$62,656
Summerlin	329	5.15	\$72,176	325	5.19	\$76,947	452	5.15	\$81,808	471	4.92	\$88,542	626	4.75	\$93,963
Sunrise	522	4.45	\$63,247	493	4.24	\$65,658	602	4.81	\$77,011	620	5.38	\$91,426	674	4.71	\$86,033
UMC	467	4.24	\$33,281	451	4.33	\$34,058	411	5.57	\$48,784	432	4.69	\$48,068	497	4.80	\$57,645
Valley	337	4.57	\$66,866	379	4.65	\$72,700	446	4.66	\$73,649	446	4.45	\$77,842	594	4.73	\$83,182
<b>Total</b>	<b>3,936</b>	<b>4.55</b>	<b>\$56,457</b>	<b>4,043</b>	<b>4.67</b>	<b>\$61,338</b>	<b>4,724</b>	<b>4.69</b>	<b>\$65,834</b>	<b>5,196</b>	<b>4.62</b>	<b>\$70,431</b>	<b>6,750</b>	<b>4.57</b>	<b>\$74,653</b>
<b>Washoe</b>															
Carson Tahoe	226	3.66	\$26,798	229	3.99	\$30,060	281	3.96	\$29,953	264	4.17	\$31,303	388	4.14	\$31,031
Northern Nevada	62	3.34	\$37,789	52	3.19	\$39,324	57	3.39	\$44,029	94	3.13	\$47,335	129	3.24	\$49,332
Renown Regional	458	4.32	\$31,793	433	4.13	\$31,419	396	4.91	\$35,854	423	4.91	\$39,732	560	4.91	\$40,969
Renown S. Meadows	70	3.46	\$27,042	60	3.33	\$25,577	88	3.33	\$27,968	100	3.62	\$31,988	128	3.32	\$33,683
Saint Mary's	311	3.89	\$25,414	324	4.84	\$30,782	331	3.96	\$27,704	350	4.35	\$28,841	497	4.04	\$28,180
Sierra Surgery	0	0.00	\$0	0	0.00	\$0	0	0.00	\$0	0	0.00	\$0	0	0.00	\$0
<b>Total</b>	<b>1,127</b>	<b>3.96</b>	<b>\$29,066</b>	<b>1,098</b>	<b>4.22</b>	<b>\$31,002</b>	<b>1,153</b>	<b>4.21</b>	<b>\$31,878</b>	<b>1,231</b>	<b>4.35</b>	<b>\$34,779</b>	<b>1,702</b>	<b>4.24</b>	<b>\$35,055</b>
<b>Rural</b>															
Battle Mountain	1	3.00	\$4,238	2	1.00	\$3,823	3	2.67	\$10,370	3	3.00	\$10,042	0	0.00	\$0
Boulder City	30	3.90	\$17,743	25	4.48	\$23,860	20	3.40	\$19,246	13	4.54	\$21,095	12	3.75	\$19,652
Carson Valley	23	2.48	\$19,841	23	2.39	\$15,543	47	2.81	\$21,834	42	3.10	\$23,307	46	2.89	\$20,134
Churchill	51	4.35	\$22,666	52	4.52	\$25,297	43	4.98	\$27,684	56	4.27	\$21,742	36	3.53	\$19,022
Desert View	62	3.39	\$23,734	65	2.65	\$22,398	107	3.38	\$24,865	84	3.19	\$23,724	100	2.51	\$19,106
Grover C. Dils	7	4.43	\$9,826	7	3.29	\$3,623	12	2.75	\$4,750	16	3.63	\$6,800	18	5.11	\$16,695
Humboldt	16	2.31	\$18,742	17	4.18	\$23,528	22	4.05	\$25,022	23	3.65	\$23,876	41	3.37	\$18,703
Incline Village	0	0.00	\$0	0	0.00	\$0	0	0.00	\$0	0	0.00	\$0	0	0.00	\$0
Mesa View	26	2.58	\$14,640	34	3.06	\$16,979	31	2.97	\$17,078	29	3.14	\$15,689	30	3.10	\$19,656
Mount Grant	15	5.20	\$17,388	13	3.62	\$13,913	11	3.09	\$8,469	19	20.95	\$8,957	10	2.40	\$5,147
Northeastern	65	3.35	\$31,599	80	3.46	\$32,913	62	3.40	\$34,015	50	3.00	\$30,783	38	2.76	\$29,708
Nye	2	1.00	\$5,998	0	0.00	\$0	0	0.00	\$0	0	0.00	\$0	0	0.00	\$0
Pershing	1	4.00	\$18,488	1	2.00	\$8,070	0	0.00	\$0	3	3.00	\$7,844	1	2.00	\$9,103
South Lyon	11	3.09	\$7,451	6	3.00	\$8,591	7	5.29	\$11,701	7	3.43	\$8,021	4	2.75	\$5,960
William Bee Ririe	14	2.79	\$14,927	17	3.06	\$13,416	12	3.75	\$15,601	11	3.09	\$13,229	17	3.59	\$14,401
<b>Total</b>	<b>324</b>	<b>3.45</b>	<b>\$21,623</b>	<b>342</b>	<b>3.42</b>	<b>\$22,916</b>	<b>377</b>	<b>3.51</b>	<b>\$23,611</b>	<b>356</b>	<b>4.36</b>	<b>\$21,183</b>	<b>353</b>	<b>3.07</b>	<b>\$19,469</b>
<b>All Counties</b>	<b>5,387</b>	<b>4.36</b>	<b>\$48,632</b>	<b>5,483</b>	<b>4.50</b>	<b>\$52,867</b>	<b>6,254</b>	<b>4.53</b>	<b>\$57,028</b>	<b>6,783</b>	<b>4.56</b>	<b>\$61,376</b>	<b>8,805</b>	<b>4.45</b>	<b>\$64,787</b>

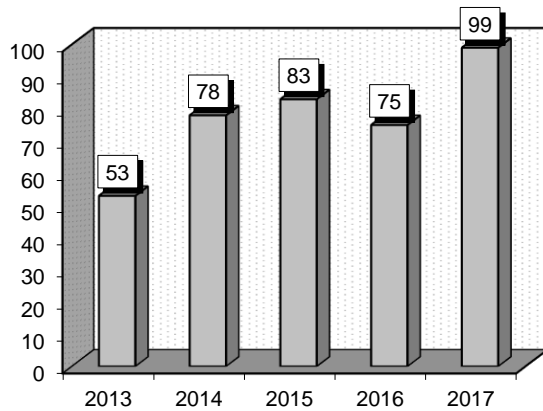
### Cardiac Arrest, Unexplained (296-298)

**Diagnoses:** that frequently accompanied Cardiac Arrest, Unexplained were: 1) Acute respiratory failure (51881), 2) Anoxic brain damage (3481), 3) Unspecified essential hypertension (4019), 4) Acidosis (2762), 5) Acute kidney failure, unspecified (5849), 6) Atrial fibrillation (42731).

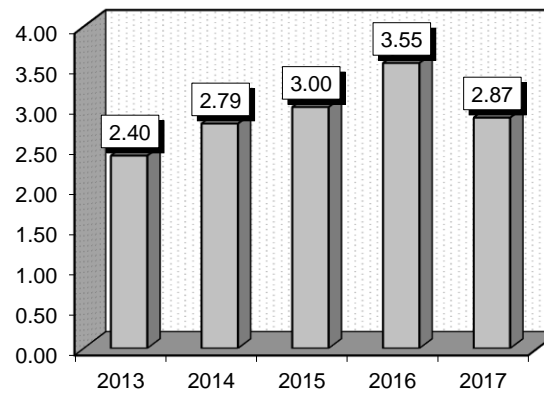
**Definitions:** **Hypertension:** High blood pressure. **Acidosis:** The accumulation of acid and hydrogen ions or depletion of the alkaline reserve (bicarbonate content) in the blood and body tissues, resulting in a decrease in pH. **Axon:** The single process of a nerve cell that under normal conditions conducts nervous impulses away from the cell body and its remaining processes (dendrites). **Congestive heart failure:** Inability of the heart to keep up with the demands on it, with failure of the heart to pump blood with normal efficiency. **Shock:** A state characterized by inadequacy of blood flow throughout the body to the extent that damage occurs to the cells of the tissues; if the shock is prolonged, the cardiovascular system itself becomes damaged and begins to deteriorate, resulting in a vicious cycle that leads to death. **Atherosclerosis:** The build up of a waxy plaque on the inside of blood vessels.

Gender	2013			2014			2015			2016			2017		
	Cases	Avg LOS	Avg Bill	Cases	Avg LOS	Avg Bill	Cases	Avg LOS	Avg Bill	Cases	Avg LOS	Avg Bill	Cases	Avg LOS	Avg Bill
Male	34	2.59	\$59,671	45	2.84	\$68,800	39	3.33	\$85,788	41	4.05	\$124,244	63	2.87	\$100,186
Female	19	2.05	\$46,079	33	2.73	\$62,649	44	2.70	\$77,768	34	2.94	\$64,259	36	2.86	\$86,369
Age Group	Cases	Avg LOS	Avg Bill	Cases	Avg LOS	Avg Bill	Cases	Avg LOS	Avg Bill	Cases	Avg LOS	Avg Bill	Cases	Avg LOS	Avg Bill
0-17	3	2.33	\$43,303	2	4.00	\$63,528	7	2.57	\$87,035	3	7.67	\$347,273	3	1.33	\$124,209
18-35	3	2.33	\$52,828	7	1.57	\$74,061	8	1.38	\$67,390	4	7.00	\$210,284	0	0.00	\$0
36-49	4	1.25	\$56,888	8	3.13	\$85,241	10	4.10	\$111,572	5	11.40	\$222,960	15	3.40	\$144,500
50-64	10	5.40	\$117,149	22	3.68	\$78,738	17	3.88	\$90,054	17	2.59	\$74,339	19	2.89	\$101,806
65+	33	1.64	\$36,875	39	2.38	\$53,943	41	2.76	\$72,501	46	2.48	\$65,594	62	2.81	\$79,783
<b>Total</b>	<b>53</b>	<b>2.40</b>	<b>\$54,798</b>	<b>78</b>	<b>2.79</b>	<b>\$66,198</b>	<b>83</b>	<b>3.00</b>	<b>\$81,537</b>	<b>75</b>	<b>3.55</b>	<b>\$97,051</b>	<b>99</b>	<b>2.87</b>	<b>\$95,162</b>

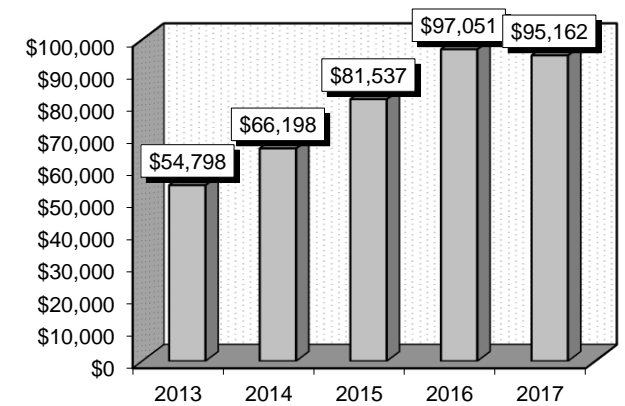
Patient Discharges (Cases)



Average Length of Stay (Avg LOS)



Average Billed Charges (Avg Bill)





County / Hospital	2013			2014			2015			2016			2017		
	Cases	Avg LOS	Avg Bill	Cases	Avg LOS	Avg Bill	Cases	Avg LOS	Avg Bill	Cases	Avg LOS	Avg Bill	Cases	Avg LOS	Avg Bill
<b>Clark</b>															
Centennial Hills	1	1.00	\$25,114	2	1.50	\$31,483	1	1.00	\$27,983	2	6.00	\$242,422	7	4.00	\$81,650
Desert Springs	3	1.00	\$35,577	3	4.00	\$78,499	5	1.40	\$51,874	5	2.60	\$114,881	13	1.31	\$67,848
Henderson Hospital	0	0.00	\$0	0	0.00	\$0	0	0.00	\$0	0	0.00	\$0	6	2.67	\$84,102
Mountain View	4	1.00	\$23,755	6	1.33	\$57,656	11	1.91	\$90,107	12	1.25	\$61,374	9	4.89	\$159,803
Mountain's Edge	0	0.00	\$0	0	0.00	\$0	0	0.00	\$0	2	27.50	\$278,500	0	0.00	\$0
North Vista	1	1.00	\$29,631	4	1.25	\$47,411	0	0.00	\$0	0	0.00	\$0	0	0.00	\$0
Southern Hills	0	0.00	\$0	1	1.00	\$14,529	4	1.50	\$72,436	5	1.80	\$74,511	5	1.00	\$64,002
Spring Valley	1	1.00	\$55,042	1	9.00	\$260,627	2	1.00	\$63,940	4	5.75	\$193,601	9	1.89	\$83,606
St. Rose-Rose de Lima	1	1.00	\$16,535	3	4.67	\$119,693	4	2.50	\$102,959	2	1.00	\$65,851	1	1.00	\$52,584
St. Rose-San Martin	1	19.00	\$477,036	2	2.00	\$63,649	4	2.00	\$60,712	1	1.00	\$19,958	2	2.00	\$67,279
St. Rose-Siena	7	1.29	\$40,907	9	2.11	\$54,739	10	3.50	\$95,549	9	2.11	\$66,211	5	2.00	\$79,546
Summerlin	1	1.00	\$50,915	5	5.20	\$96,855	1	4.00	\$67,631	2	2.50	\$185,412	7	2.29	\$96,333
Sunrise	6	3.17	\$95,071	7	1.29	\$74,903	10	2.90	\$101,988	7	3.57	\$154,383	14	3.64	\$141,888
UMC	3	2.67	\$71,778	8	3.50	\$63,863	5	4.00	\$85,211	1	1.00	\$20,971	5	1.20	\$48,966
Valley	1	1.00	\$32,198	3	2.00	\$69,869	3	5.00	\$186,010	8	2.50	\$86,486	7	5.57	\$154,364
<b>Total</b>	<b>30</b>	<b>2.27</b>	<b>\$65,344</b>	<b>54</b>	<b>2.67</b>	<b>\$70,691</b>	<b>60</b>	<b>2.63</b>	<b>\$89,632</b>	<b>60</b>	<b>3.33</b>	<b>\$106,860</b>	<b>90</b>	<b>2.82</b>	<b>\$100,443</b>
<b>Washoe</b>															
Carson Tahoe	1	4.00	\$61,838	5	3.20	\$65,809	5	4.80	\$70,385	2	8.00	\$67,352	3	5.00	\$64,945
Northern Nevada	0	0.00	\$0	1	5.00	\$121,005	1	1.00	\$33,146	1	1.00	\$57,951	0	0.00	\$0
Renown Regional	13	2.00	\$44,796	11	3.36	\$63,287	12	4.75	\$75,255	8	3.13	\$69,787	3	1.67	\$43,023
Renown S. Meadows	1	1.00	\$33,129	0	0.00	\$0	0	0.00	\$0	0	0.00	\$0	0	0.00	\$0
Saint Mary's	0	0.00	\$0	2	1.00	\$21,860	0	0.00	\$0	0	0.00	\$0	0	0.00	\$0
Sierra Surgery	0	0.00	\$0	0	0.00	\$0	0	0.00	\$0	0	0.00	\$0	0	0.00	\$0
<b>Total</b>	<b>15</b>	<b>2.07</b>	<b>\$45,154</b>	<b>19</b>	<b>3.16</b>	<b>\$62,628</b>	<b>18</b>	<b>4.56</b>	<b>\$71,563</b>	<b>11</b>	<b>3.82</b>	<b>\$68,268</b>	<b>6</b>	<b>3.33</b>	<b>\$53,984</b>
<b>Rural</b>															
Battle Mountain	0	0.00	\$0	0	0.00	\$0	0	0.00	\$0	0	0.00	\$0	0	0.00	\$0
Boulder City	0	0.00	\$0	0	0.00	\$0	0	0.00	\$0	0	0.00	\$0	0	0.00	\$0
Carson Valley	2	8.00	\$83,791	1	2.00	\$14,537	1	2.00	\$14,983	0	0.00	\$0	0	0.00	\$0
Churchill	0	0.00	\$0	0	0.00	\$0	0	0.00	\$0	0	0.00	\$0	0	0.00	\$0
Desert View	1	6.00	\$39,324	3	3.67	\$38,193	1	1.00	\$10,700	1	2.00	\$19,637	1	3.00	\$27,086
Grover C. Dils	0	0.00	\$0	0	0.00	\$0	0	0.00	\$0	0	0.00	\$0	0	0.00	\$0
Humboldt	0	0.00	\$0	0	0.00	\$0	0	0.00	\$0	0	0.00	\$0	0	0.00	\$0
Incline Village	0	0.00	\$0	0	0.00	\$0	0	0.00	\$0	0	0.00	\$0	0	0.00	\$0
Mesa View	0	0.00	\$0	0	0.00	\$0	1	2.00	\$24,897	0	0.00	\$0	0	0.00	\$0
Mount Grant	0	0.00	\$0	0	0.00	\$0	0	0.00	\$0	2	8.00	\$14,379	1	6.00	\$3,221
Northeastern	2	1.00	\$18,265	1	1.00	\$27,050	1	3.00	\$48,647	1	6.00	\$67,880	1	1.00	\$26,892
Nye	0	0.00	\$0	0	0.00	\$0	0	0.00	\$0	0	0.00	\$0	0	0.00	\$0
Pershing	0	0.00	\$0	0	0.00	\$0	1	1.00	\$2,275	0	0.00	\$0	0	0.00	\$0
South Lyon	0	0.00	\$0	0	0.00	\$0	0	0.00	\$0	0	0.00	\$0	0	0.00	\$0
William Bee Ririe	3	1.33	\$7,742	0	0.00	\$0	0	0.00	\$0	0	0.00	\$0	0	0.00	\$0
<b>Total</b>	<b>8</b>	<b>3.50</b>	<b>\$33,333</b>	<b>5</b>	<b>2.80</b>	<b>\$31,233</b>	<b>5</b>	<b>1.80</b>	<b>\$20,300</b>	<b>4</b>	<b>6.00</b>	<b>\$29,069</b>	<b>3</b>	<b>3.33</b>	<b>\$19,066</b>
<b>All Counties</b>	<b>53</b>	<b>2.40</b>	<b>\$54,798</b>	<b>78</b>	<b>2.79</b>	<b>\$66,198</b>	<b>83</b>	<b>3.00</b>	<b>\$81,537</b>	<b>75</b>	<b>3.55</b>	<b>\$97,051</b>	<b>99</b>	<b>2.87</b>	<b>\$95,162</b>

### Peripheral Vascular Disorders (299-301)

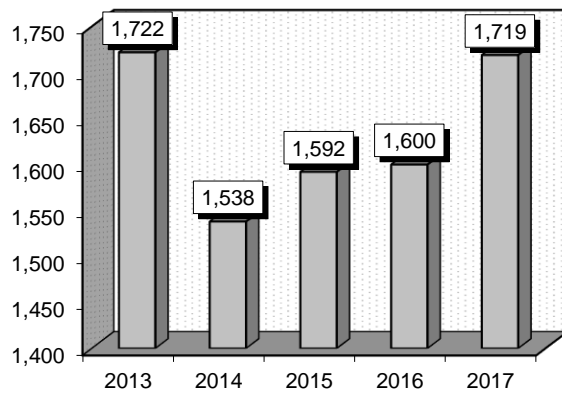
**Diagnoses:** that frequently accompanied Peripheral Vascular Disorders were: 1) Unspecified essential hypertension (4019), 2) Acute venous embolism and thrombosis of deep vessels of proximal lower extremity (45341), 3) Tobacco use disorder (3051), 4) Chronic airway obstruction, not elsewhere classified (496), 5) Other and unspecified hyperlipidemia (2724), 6) Diabetes mellitus without mention of complication, type II or unspecified type, not stated as uncontrolled (25000).

**Definitions:** **Hypertension:** High blood pressure. **Embolism:** The obstruction of a blood vessel by a foreign substance or a blood clot that travels through the bloodstream, lodging in a blood vessel, plugging the vessel. Foreign substances that can cause embolisms include air bubbles, amniotic fluid, globules of fat, clumps of bacteria, chemicals (such as talc), and drugs (mainly illegal ones). **Thrombosis:** Formation of a clot in the blood that either blocks, or partially blocks a blood vessel. The thrombus may lead to infarction, or death of tissue, due to a blocked blood supply. **Hyperlipidemia:** An abnormally high concentration of fats or lipids in the blood. **Atrial fibrillation:** An irregular and often very fast heart rate. The heart's two upper chambers (the atria) beat chaotically and irregularly - out of coordination with the two lower chambers (the ventricles) of the heart.

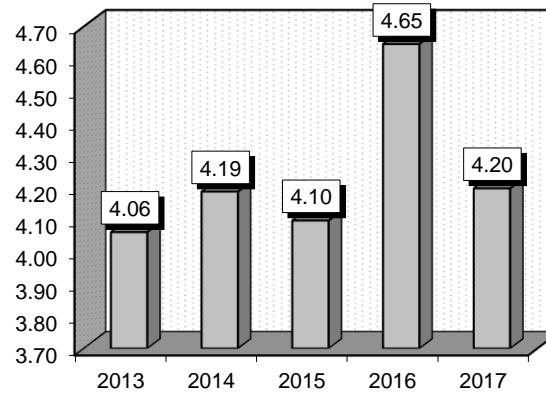
**Comment:** This page largely pertains to vascular disorders peripheral to the heart.

Gender	2013			2014			2015			2016			2017		
	Cases	Avg LOS	Avg Bill	Cases	Avg LOS	Avg Bill	Cases	Avg LOS	Avg Bill	Cases	Avg LOS	Avg Bill	Cases	Avg LOS	Avg Bill
Male	960	4.15	\$41,031	849	4.32	\$47,373	882	4.01	\$48,584	866	4.10	\$53,916	976	4.16	\$58,170
Female	762	3.95	\$40,994	689	4.03	\$42,211	710	4.21	\$48,784	734	5.29	\$55,768	743	4.24	\$58,919
Age Group	Cases	Avg LOS	Avg Bill	Cases	Avg LOS	Avg Bill	Cases	Avg LOS	Avg Bill	Cases	Avg LOS	Avg Bill	Cases	Avg LOS	Avg Bill
0-17	6	3.00	\$20,227	10	3.60	\$32,188	5	9.00	\$70,649	11	3.09	\$31,751	9	5.00	\$46,545
18-35	118	4.42	\$41,341	100	3.30	\$34,207	118	3.92	\$48,201	111	3.47	\$47,838	92	2.93	\$52,438
36-49	241	4.37	\$39,732	274	4.26	\$47,366	266	4.28	\$48,121	249	3.40	\$50,199	245	3.60	\$53,106
50-64	504	4.21	\$41,671	427	4.74	\$49,734	478	3.95	\$47,869	484	4.72	\$57,935	547	4.42	\$60,704
65+	853	3.85	\$41,090	727	3.97	\$43,117	725	4.12	\$49,332	745	5.21	\$55,605	826	4.36	\$59,433
<b>Total</b>	<b>1,722</b>	<b>4.06</b>	<b>\$41,015</b>	<b>1,538</b>	<b>4.19</b>	<b>\$45,061</b>	<b>1,592</b>	<b>4.10</b>	<b>\$48,673</b>	<b>1,600</b>	<b>4.65</b>	<b>\$54,766</b>	<b>1,719</b>	<b>4.20</b>	<b>\$58,494</b>

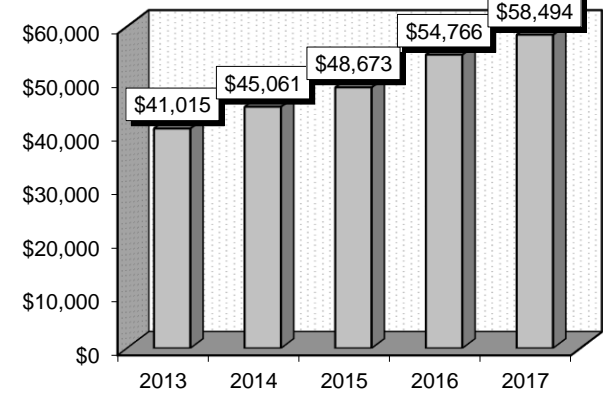
Patient Discharges (Cases)



Average Length of Stay (Avg LOS)



Average Billed Charges (Avg Bill)



County / Hospital	2013			2014			2015			2016			2017		
	Cases	Avg LOS	Avg Bill	Cases	Avg LOS	Avg Bill	Cases	Avg LOS	Avg Bill	Cases	Avg LOS	Avg Bill	Cases	Avg LOS	Avg Bill
<b>Clark</b>															
Centennial Hills	52	3.88	\$50,452	56	3.20	\$49,259	69	3.99	\$58,545	57	4.33	\$74,024	68	2.84	\$55,427
Desert Springs	96	4.33	\$54,721	77	5.16	\$57,892	88	4.25	\$56,341	115	4.97	\$64,286	99	4.29	\$67,297
Henderson Hospital	0	0.00	\$0	0	0.00	\$0	0	0.00	\$0	6	2.17	\$39,984	53	2.70	\$57,511
Mountain View	126	4.67	\$56,264	141	3.88	\$50,466	149	4.54	\$66,419	139	3.73	\$57,392	145	3.94	\$71,879
Mountain's Edge	0	0.00	\$0	0	0.00	\$0	2	7.50	\$33,382	24	11.63	\$79,618	32	8.53	\$42,263
North Vista	55	5.75	\$44,575	38	5.58	\$44,640	54	3.80	\$32,133	53	3.40	\$34,665	45	3.80	\$40,108
Southern Hills	52	4.50	\$44,287	54	3.98	\$43,298	47	3.00	\$44,465	47	4.72	\$55,709	51	2.86	\$50,170
Spring Valley	97	4.35	\$54,755	83	4.31	\$62,073	88	4.65	\$63,725	86	5.13	\$75,256	84	3.86	\$68,442
St. Rose-Rose de Lima	53	3.17	\$34,719	32	4.13	\$47,103	25	3.76	\$38,305	34	6.26	\$68,126	15	6.47	\$74,029
St. Rose-San Martin	48	4.52	\$47,916	41	5.54	\$53,407	46	3.52	\$50,336	31	3.35	\$53,436	39	3.51	\$54,190
St. Rose-Siena	128	3.78	\$40,192	80	4.90	\$57,680	87	4.30	\$59,848	91	3.38	\$53,538	91	4.08	\$68,331
Summerlin	107	5.43	\$60,193	101	4.09	\$59,659	106	3.56	\$66,461	125	4.40	\$81,333	121	4.30	\$80,480
Sunrise	171	3.74	\$49,338	194	4.40	\$54,152	176	4.31	\$57,415	186	4.21	\$64,123	191	4.86	\$79,186
UMC	163	4.34	\$28,600	152	4.57	\$32,933	135	4.87	\$45,382	119	4.60	\$46,488	166	3.95	\$48,139
Valley	118	3.97	\$48,859	82	4.55	\$66,167	96	4.29	\$60,578	102	4.45	\$68,299	113	5.12	\$85,555
<b>Total</b>	<b>1,266</b>	<b>4.30</b>	<b>\$47,094</b>	<b>1,131</b>	<b>4.41</b>	<b>\$51,983</b>	<b>1,168</b>	<b>4.22</b>	<b>\$56,477</b>	<b>1,215</b>	<b>4.47</b>	<b>\$62,638</b>	<b>1,313</b>	<b>4.22</b>	<b>\$66,512</b>
<b>Washoe</b>															
Carson Tahoe	55	3.29	\$27,494	64	3.19	\$24,239	60	3.70	\$29,031	43	3.84	\$30,510	43	2.79	\$30,463
Northern Nevada	16	3.06	\$26,723	16	2.69	\$33,169	18	3.39	\$43,114	18	3.61	\$39,911	27	3.70	\$44,665
Renown Regional	146	3.97	\$28,968	125	4.10	\$29,189	137	4.61	\$30,247	140	4.11	\$35,352	178	5.26	\$38,546
Renown S. Meadows	42	2.31	\$19,262	43	3.30	\$23,608	46	2.67	\$21,990	26	2.27	\$23,991	22	3.00	\$25,227
Saint Mary's	101	3.96	\$28,117	94	3.31	\$23,709	84	2.94	\$26,434	85	3.62	\$28,101	80	3.64	\$28,459
Sierra Surgery	0	0.00	\$0	0	0.00	\$0	0	0.00	\$0	0	0.00	\$0	0	0.00	\$0
<b>Total</b>	<b>360</b>	<b>3.63</b>	<b>\$27,272</b>	<b>342</b>	<b>3.54</b>	<b>\$26,241</b>	<b>345</b>	<b>3.72</b>	<b>\$28,677</b>	<b>312</b>	<b>3.76</b>	<b>\$32,025</b>	<b>350</b>	<b>4.32</b>	<b>\$34,882</b>
<b>Rural</b>															
Battle Mountain	1	1.00	\$4,849	0	0.00	\$0	0	0.00	\$0	1	2.00	\$5,793	0	0.00	\$0
Boulder City	6	4.67	\$14,985	2	16.00	\$65,845	9	10.67	\$33,975	5	13.00	\$34,951	2	7.00	\$25,144
Carson Valley	5	2.40	\$16,552	4	1.75	\$13,570	5	3.40	\$12,799	7	2.00	\$10,643	10	2.60	\$18,849
Churchill	13	2.85	\$11,861	7	3.57	\$19,652	5	2.20	\$13,962	7	2.71	\$11,916	2	2.50	\$9,812
Desert View	11	2.36	\$13,565	20	3.35	\$23,905	24	2.67	\$17,740	19	2.89	\$18,932	17	2.24	\$14,121
Grover C. Dils	2	4.00	\$4,718	0	0.00	\$0	0	0.00	\$0	0	0.00	\$0	1	4.00	\$12,753
Humboldt	6	5.50	\$26,211	1	1.00	\$6,064	4	4.75	\$27,495	7	6.86	\$43,978	4	3.50	\$22,985
Incline Village	0	0.00	\$0	0	0.00	\$0	0	0.00	\$0	0	0.00	\$0	0	0.00	\$0
Mesa View	4	2.00	\$8,882	4	3.75	\$18,619	5	2.80	\$12,320	2	3.00	\$15,851	2	6.00	\$27,508
Mount Grant	1	2.00	\$4,298	3	5.00	\$21,618	2	10.00	\$17,456	6	94.50	\$5,112	4	4.00	\$5,317
Northeastern	17	3.00	\$24,655	22	3.05	\$25,604	20	2.75	\$25,488	18	2.50	\$23,705	11	2.36	\$26,298
Nye	26	1.00	\$1,507	0	0.00	\$0	0	0.00	\$0	0	0.00	\$0	0	0.00	\$0
Pershing	0	0.00	\$0	0	0.00	\$0	1	4.00	\$9,967	0	0.00	\$0	0	0.00	\$0
South Lyon	2	2.50	\$7,078	0	0.00	\$0	0	0.00	\$0	0	0.00	\$0	0	0.00	\$0
William Bee Ririe	2	3.50	\$14,205	2	3.00	\$13,117	4	1.50	\$9,343	1	8.00	\$33,122	3	3.67	\$14,321
<b>Total</b>	<b>96</b>	<b>2.54</b>	<b>\$12,379</b>	<b>65</b>	<b>3.62</b>	<b>\$23,639</b>	<b>79</b>	<b>3.87</b>	<b>\$20,619</b>	<b>73</b>	<b>11.36</b>	<b>\$20,934</b>	<b>56</b>	<b>2.96</b>	<b>\$18,066</b>
<b>All Counties</b>	<b>1,722</b>	<b>4.06</b>	<b>\$41,015</b>	<b>1,538</b>	<b>4.19</b>	<b>\$45,061</b>	<b>1,592</b>	<b>4.10</b>	<b>\$48,673</b>	<b>1,600</b>	<b>4.65</b>	<b>\$54,766</b>	<b>1,719</b>	<b>4.20</b>	<b>\$58,494</b>

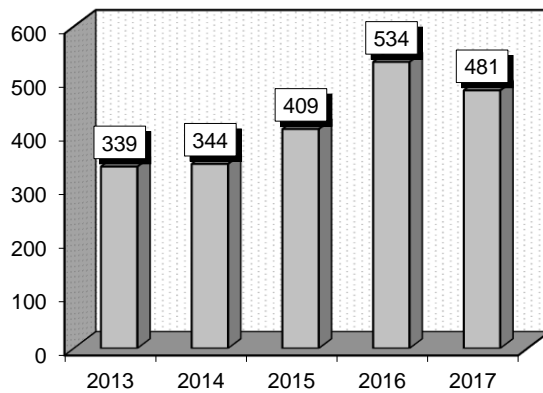
### Atherosclerosis (302-303)

**Diagnoses:** that frequently accompanied Atherosclerosis were: 1) Unspecified essential hypertension (4019), 2) Intermediate coronary syndrome (4111), 3) Old myocardial infarction (412), 4) Tobacco use disorder (3051), 5) Long-term (current) use of aspirin (V5866), 6) Other and unspecified hyperlipidemia (2724), 7) Esophageal reflux (53081).

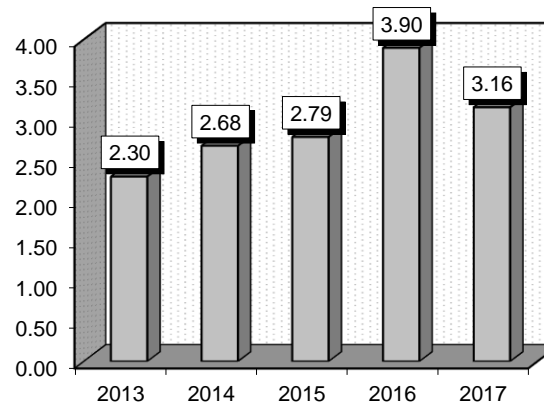
**Definitions:** **Hypertension:** High blood pressure. **Myocardial infarction:** Death of the cells of an area of the heart muscle (myocardium) as a result of oxygen deprivation, which in turn is caused by obstruction of the blood supply; commonly referred to as a heart attack. **Necrosis:** Death of cells or tissues through injury or disease, especially in a localized area of the body. **Myocardium:** The middle layer of the heart, consisting of cardiac muscle. **Embolism:** The obstruction of a blood vessel by a foreign substance or a blood clot that travels through the bloodstream, lodging in a blood vessel, plugging the vessel. Foreign substances that can cause embolisms include air bubbles, amniotic fluid, globules of fat, clumps of bacteria, chemicals (such as talc), and drugs (mainly illegal ones). **Thrombosis:** Formation of a clot in the blood that either blocks, or partially blocks a blood vessel. The thrombus may lead to infarction, or death of tissue, due to a blocked blood supply. **Hyperlipidemia:** An abnormally high concentration of fats or lipids in the blood. **Atrial fibrillation:** An irregular and often very fast heart rate. The heart's two upper chambers (the atria) beat chaotically and irregularly - out of coordination with the two lower chambers (the ventricles) of the heart. **Atherosclerosis:** The build up of a waxy plaque on the inside of blood vessels.

Gender	2013			2014			2015			2016			2017		
	Cases	Avg LOS	Avg Bill	Cases	Avg LOS	Avg Bill	Cases	Avg LOS	Avg Bill	Cases	Avg LOS	Avg Bill	Cases	Avg LOS	Avg Bill
Male	228	2.34	\$30,833	233	2.35	\$32,388	262	2.71	\$36,033	353	4.26	\$48,186	306	2.97	\$45,068
Female	111	2.21	\$32,774	111	3.38	\$44,983	147	2.93	\$42,440	181	3.19	\$45,427	175	3.49	\$50,160
Age Group	Cases	Avg LOS	Avg Bill	Cases	Avg LOS	Avg Bill	Cases	Avg LOS	Avg Bill	Cases	Avg LOS	Avg Bill	Cases	Avg LOS	Avg Bill
0-17	0	0.00	\$0	0	0.00	\$0	0	0.00	\$0	0	0.00	\$0	1	2.00	\$9,807
18-35	5	2.60	\$43,509	3	1.67	\$44,225	4	1.50	\$27,209	1	2.00	\$20,657	5	1.80	\$29,872
36-49	28	2.21	\$29,194	30	2.47	\$40,269	36	1.75	\$26,715	58	3.47	\$41,894	32	2.31	\$36,324
50-64	114	2.32	\$31,875	124	3.38	\$41,475	140	2.40	\$37,344	178	3.45	\$44,784	187	2.87	\$47,328
65+	192	2.29	\$31,246	187	2.27	\$32,384	229	3.21	\$40,963	297	4.26	\$49,865	256	3.51	\$48,426
<b>Total</b>	<b>339</b>	<b>2.30</b>	<b>\$31,469</b>	<b>344</b>	<b>2.68</b>	<b>\$36,452</b>	<b>409</b>	<b>2.79</b>	<b>\$38,336</b>	<b>534</b>	<b>3.90</b>	<b>\$47,251</b>	<b>481</b>	<b>3.16</b>	<b>\$46,921</b>

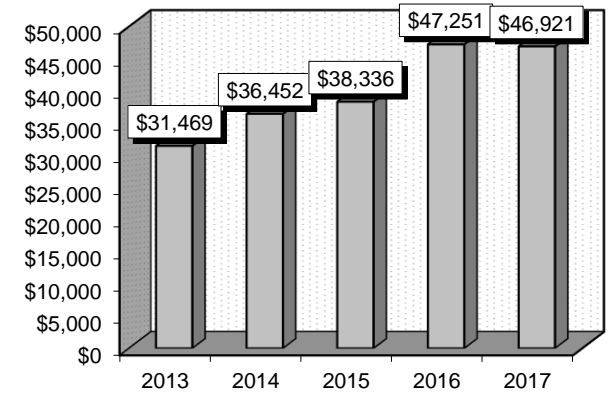
Patient Discharges (Cases)



Average Length of Stay (Avg LOS)



Average Billed Charges (Avg Bill)



County / Hospital	2013			2014			2015			2016			2017		
	Cases	Avg LOS	Avg Bill	Cases	Avg LOS	Avg Bill	Cases	Avg LOS	Avg Bill	Cases	Avg LOS	Avg Bill	Cases	Avg LOS	Avg Bill
<b>Clark</b>															
Centennial Hills	11	1.64	\$51,307	14	1.93	\$48,288	10	3.30	\$56,601	15	2.20	\$56,848	29	2.28	\$64,924
Desert Springs	22	2.82	\$37,918	28	3.04	\$42,338	42	3.76	\$56,817	49	4.27	\$52,808	59	3.76	\$52,888
Henderson Hospital	0	0.00	\$0	0	0.00	\$0	0	0.00	\$0	0	0.00	\$0	6	1.67	\$43,879
Mountain View	33	2.48	\$43,390	44	2.07	\$43,078	27	2.74	\$56,538	28	2.04	\$44,542	31	1.97	\$44,695
Mountain's Edge	0	0.00	\$0	0	0.00	\$0	0	0.00	\$0	26	15.92	\$122,501	17	16.59	\$133,266
North Vista	8	2.25	\$29,602	7	1.86	\$39,484	54	1.72	\$22,886	62	1.95	\$24,880	26	2.12	\$29,344
Southern Hills	9	1.33	\$22,844	8	3.25	\$42,118	13	2.08	\$34,883	9	1.89	\$38,093	11	2.36	\$42,505
Spring Valley	19	1.63	\$44,355	15	2.53	\$49,816	21	4.62	\$42,068	23	5.74	\$55,383	34	3.97	\$57,059
St. Rose-Rose de Lima	10	2.70	\$31,098	8	2.25	\$28,426	2	1.50	\$47,498	13	8.46	\$83,752	10	7.30	\$78,400
St. Rose-San Martin	6	2.00	\$41,056	6	3.17	\$45,861	6	5.17	\$66,747	2	4.00	\$59,314	3	1.33	\$29,582
St. Rose-Siena	9	1.44	\$28,376	6	2.17	\$28,809	7	2.71	\$51,235	16	3.06	\$71,769	23	2.35	\$48,185
Summerlin	25	3.48	\$34,154	14	2.57	\$43,020	24	3.58	\$54,864	37	5.62	\$73,693	29	2.69	\$48,007
Sunrise	38	2.32	\$38,286	34	6.12	\$70,291	29	3.34	\$54,342	44	4.14	\$73,029	39	2.33	\$55,138
UMC	24	4.00	\$33,395	29	2.83	\$22,997	31	2.58	\$28,882	13	3.38	\$37,424	16	2.38	\$43,460
Valley	33	2.06	\$32,341	21	2.86	\$47,121	35	3.31	\$49,213	39	4.15	\$59,281	43	2.37	\$46,005
<b>Total</b>	<b>247</b>	<b>2.49</b>	<b>\$36,866</b>	<b>234</b>	<b>3.06</b>	<b>\$44,622</b>	<b>301</b>	<b>3.04</b>	<b>\$44,572</b>	<b>376</b>	<b>4.64</b>	<b>\$58,845</b>	<b>376</b>	<b>3.45</b>	<b>\$53,950</b>
<b>Washoe</b>															
Carson Tahoe	5	1.00	\$13,702	15	1.73	\$17,175	24	1.96	\$19,359	17	2.24	\$20,587	10	2.30	\$25,487
Northern Nevada	5	1.60	\$29,689	2	3.00	\$37,009	2	2.00	\$56,122	2	1.50	\$41,851	5	1.20	\$40,243
Renown Regional	12	3.25	\$24,939	22	2.18	\$24,798	9	1.89	\$23,170	23	2.43	\$25,782	23	2.04	\$24,236
Renown S. Meadows	0	0.00	\$0	2	1.00	\$11,056	0	0.00	\$0	1	7.00	\$46,599	3	3.67	\$20,970
Saint Mary's	58	1.47	\$15,619	61	1.59	\$16,951	65	1.80	\$18,863	98	1.63	\$17,452	50	1.42	\$16,760
Sierra Surgery	0	0.00	\$0	0	0.00	\$0	0	0.00	\$0	0	0.00	\$0	0	0.00	\$0
<b>Total</b>	<b>80</b>	<b>1.71</b>	<b>\$17,777</b>	<b>102</b>	<b>1.75</b>	<b>\$18,954</b>	<b>100</b>	<b>1.85</b>	<b>\$20,115</b>	<b>141</b>	<b>1.87</b>	<b>\$19,742</b>	<b>91</b>	<b>1.74</b>	<b>\$21,038</b>
<b>Rural</b>															
Battle Mountain	0	0.00	\$0	0	0.00	\$0	0	0.00	\$0	0	0.00	\$0	0	0.00	\$0
Boulder City	1	10.00	\$49,757	0	0.00	\$0	1	20.00	\$77,783	1	22.00	\$94,363	4	9.75	\$34,628
Carson Valley	0	0.00	\$0	3	1.33	\$11,357	0	0.00	\$0	1	1.00	\$8,068	0	0.00	\$0
Churchill	0	0.00	\$0	1	10.00	\$34,948	0	0.00	\$0	1	11.00	\$40,400	1	2.00	\$12,724
Desert View	2	2.00	\$14,018	2	5.00	\$36,211	4	4.75	\$28,433	3	2.00	\$16,135	3	3.67	\$26,335
Grover C. Dils	0	0.00	\$0	0	0.00	\$0	0	0.00	\$0	1	2.00	\$5,978	0	0.00	\$0
Humboldt	0	0.00	\$0	0	0.00	\$0	0	0.00	\$0	0	0.00	\$0	0	0.00	\$0
Incline Village	0	0.00	\$0	0	0.00	\$0	0	0.00	\$0	0	0.00	\$0	0	0.00	\$0
Mesa View	1	1.00	\$6,830	0	0.00	\$0	0	0.00	\$0	1	5.00	\$30,347	0	0.00	\$0
Mount Grant	0	0.00	\$0	0	0.00	\$0	0	0.00	\$0	6	3.00	\$7,890	0	0.00	\$0
Northeastern	1	6.00	\$46,497	2	1.50	\$11,547	2	1.00	\$24,244	2	1.50	\$19,988	6	2.00	\$23,172
Nye	7	1.00	\$1,270	0	0.00	\$0	0	0.00	\$0	0	0.00	\$0	0	0.00	\$0
Pershing	0	0.00	\$0	0	0.00	\$0	0	0.00	\$0	0	0.00	\$0	0	0.00	\$0
South Lyon	0	0.00	\$0	0	0.00	\$0	0	0.00	\$0	0	0.00	\$0	0	0.00	\$0
William Bee Ririe	0	0.00	\$0	0	0.00	\$0	1	1.00	\$11,603	1	3.00	\$7,597	0	0.00	\$0
<b>Total</b>	<b>12</b>	<b>2.33</b>	<b>\$11,668</b>	<b>8</b>	<b>3.38</b>	<b>\$20,567</b>	<b>8</b>	<b>5.25</b>	<b>\$31,451</b>	<b>17</b>	<b>4.18</b>	<b>\$18,969</b>	<b>14</b>	<b>4.57</b>	<b>\$26,377</b>
<b>All Counties</b>	<b>339</b>	<b>2.30</b>	<b>\$31,469</b>	<b>344</b>	<b>2.68</b>	<b>\$36,452</b>	<b>409</b>	<b>2.79</b>	<b>\$38,336</b>	<b>534</b>	<b>3.90</b>	<b>\$47,251</b>	<b>481</b>	<b>3.16</b>	<b>\$46,921</b>

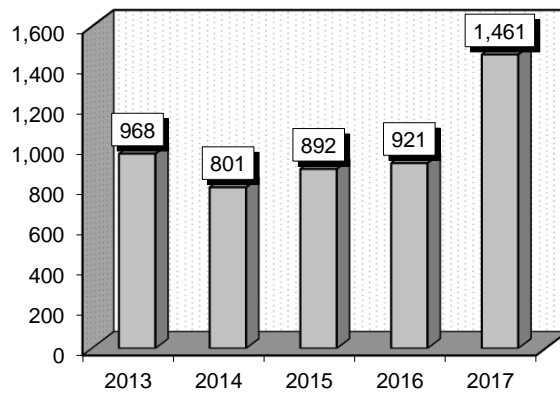
### Hypertension (304-305)

**Diagnoses:** that frequently accompanied Hypertension were: 1) Diabetes mellitus without mention of complication, type II or unspecified type, not stated as uncontrolled (25000), 2) Tobacco use disorder (3051), 3) Other and unspecified hyperlipidemia (2724), 4) Other chest pain (78659), 5) Hypopotassemia (2768).

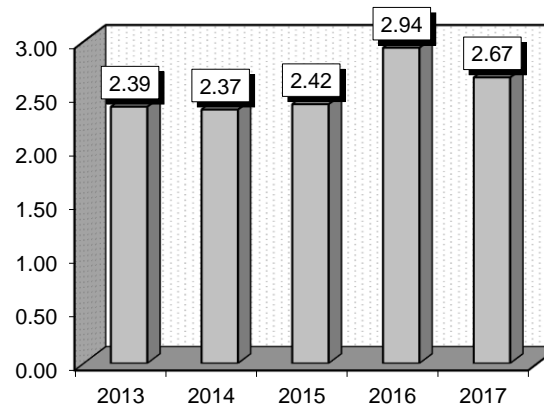
**Definitions:** **Diabetes mellitus:** A condition in which the pancreas no longer produces enough insulin or cells stop responding to the insulin that is produced, so that glucose in the blood cannot be absorbed into the cells of the body. **Hyperglycemia:** An abnormally high concentration of glucose in the circulating blood, seen especially in patients with diabetes mellitus. **Hypertension:** High blood pressure. **Hyperlipidemia:** An abnormally high concentration of fats or lipids in the blood. **Chest pain:** A physical complaint that requires immediate diagnosis and evaluation. **Hypopotassemia:** A deficiency of potassium in the blood.

Gender	2013			2014			2015			2016			2017		
	Cases	Avg LOS	Avg Bill	Cases	Avg LOS	Avg Bill	Cases	Avg LOS	Avg Bill	Cases	Avg LOS	Avg Bill	Cases	Avg LOS	Avg Bill
Male	410	2.47	\$31,400	341	2.40	\$33,919	337	2.04	\$33,007	392	2.56	\$42,768	631	2.69	\$48,104
Female	558	2.34	\$30,788	460	2.34	\$33,158	555	2.64	\$38,433	529	3.22	\$41,125	830	2.65	\$48,625
Age Group	Cases	Avg LOS	Avg Bill	Cases	Avg LOS	Avg Bill	Cases	Avg LOS	Avg Bill	Cases	Avg LOS	Avg Bill	Cases	Avg LOS	Avg Bill
0-17	5	3.40	\$41,682	8	4.75	\$42,322	2	2.00	\$30,257	5	3.60	\$37,594	3	1.33	\$19,470
18-35	49	2.18	\$41,364	54	2.74	\$40,839	57	2.04	\$34,569	44	2.82	\$47,046	96	2.72	\$52,161
36-49	185	2.16	\$31,095	161	2.23	\$32,978	200	2.08	\$37,363	208	2.40	\$43,794	275	2.65	\$50,475
50-64	354	2.37	\$29,474	250	2.32	\$34,639	277	2.67	\$38,176	288	2.32	\$41,116	453	2.66	\$49,836
65+	375	2.54	\$31,019	328	2.34	\$31,421	356	2.47	\$34,762	376	3.72	\$40,722	634	2.68	\$46,042
<b>Total</b>	<b>968</b>	<b>2.39</b>	<b>\$31,047</b>	<b>801</b>	<b>2.37</b>	<b>\$33,482</b>	<b>892</b>	<b>2.42</b>	<b>\$36,383</b>	<b>921</b>	<b>2.94</b>	<b>\$41,824</b>	<b>1,461</b>	<b>2.67</b>	<b>\$48,400</b>

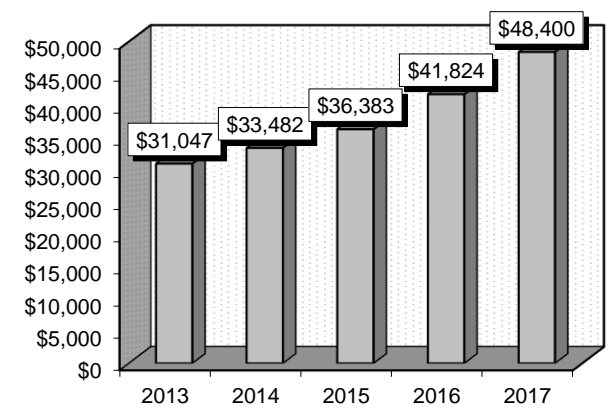
Patient Discharges (Cases)



Average Length of Stay (Avg LOS)



Average Billed Charges (Avg Bill)



County / Hospital	2013			2014			2015			2016			2017		
	Cases	Avg LOS	Avg Bill	Cases	Avg LOS	Avg Bill	Cases	Avg LOS	Avg Bill	Cases	Avg LOS	Avg Bill	Cases	Avg LOS	Avg Bill
<b>Clark</b>															
Centennial Hills	49	1.90	\$38,684	34	1.65	\$39,364	40	2.05	\$48,194	55	2.27	\$50,462	81	2.69	\$58,192
Desert Springs	61	3.85	\$51,411	33	3.39	\$43,700	51	2.43	\$43,565	48	2.10	\$43,865	115	2.65	\$52,575
Henderson Hospital	0	0.00	\$0	0	0.00	\$0	0	0.00	\$0	4	1.50	\$38,003	41	2.12	\$52,563
Mountain View	79	2.46	\$39,808	117	2.18	\$37,897	100	2.88	\$48,573	122	2.52	\$54,923	155	2.78	\$56,339
Mountain's Edge	0	0.00	\$0	0	0.00	\$0	0	0.00	\$0	10	3.30	\$18,531	19	3.32	\$18,096
North Vista	35	3.09	\$34,725	32	2.22	\$34,594	103	1.78	\$25,277	39	1.59	\$26,024	61	2.02	\$31,139
Southern Hills	24	1.79	\$28,213	27	2.26	\$32,136	40	2.13	\$35,609	36	1.86	\$33,587	64	2.09	\$45,769
Spring Valley	35	1.80	\$50,050	29	1.97	\$40,651	49	1.73	\$37,798	50	2.70	\$64,231	91	2.26	\$54,049
St. Rose-Rose de Lima	37	2.32	\$33,057	21	1.90	\$29,110	13	2.92	\$47,299	14	3.14	\$50,819	18	2.11	\$46,807
St. Rose-San Martin	21	2.19	\$33,240	19	1.95	\$27,860	18	2.33	\$43,517	14	2.36	\$42,630	27	2.41	\$48,672
St. Rose-Siena	28	2.82	\$44,926	17	2.59	\$39,691	16	4.06	\$55,786	31	3.00	\$46,838	50	3.44	\$54,302
Summerlin	59	2.32	\$40,287	38	3.32	\$47,227	37	2.03	\$41,636	54	3.22	\$67,123	94	2.73	\$64,354
Sunrise	68	3.41	\$52,485	131	2.85	\$45,795	105	3.73	\$55,446	101	2.93	\$58,031	174	3.48	\$68,494
UMC	90	2.86	\$25,159	49	2.98	\$28,871	38	2.03	\$29,804	60	3.13	\$35,311	73	2.71	\$38,357
Valley	67	2.49	\$36,731	41	2.12	\$33,372	65	2.03	\$35,800	53	1.91	\$39,970	99	2.49	\$56,895
<b>Total</b>	<b>653</b>	<b>2.66</b>	<b>\$39,312</b>	<b>588</b>	<b>2.49</b>	<b>\$38,707</b>	<b>675</b>	<b>2.47</b>	<b>\$41,481</b>	<b>691</b>	<b>2.55</b>	<b>\$48,969</b>	<b>1,162</b>	<b>2.71</b>	<b>\$54,225</b>
<b>Washoe</b>															
Carson Tahoe	21	2.52	\$24,465	30	1.60	\$17,282	37	1.86	\$17,231	45	2.02	\$19,478	48	3.17	\$30,367
Northern Nevada	4	1.00	\$31,057	3	2.67	\$41,023	3	1.67	\$35,168	7	2.00	\$35,605	16	1.75	\$42,108
Renown Regional	53	2.36	\$22,844	36	2.56	\$25,464	21	2.57	\$29,001	33	2.61	\$27,171	69	2.54	\$31,609
Renown S. Meadows	21	1.52	\$20,632	5	1.20	\$17,625	5	2.40	\$24,803	17	1.71	\$22,680	23	2.61	\$33,278
Saint Mary's	81	2.05	\$17,515	98	1.86	\$17,582	126	2.25	\$20,104	104	2.00	\$18,554	108	2.07	\$19,458
Sierra Surgery	0	0.00	\$0	0	0.00	\$0	0	0.00	\$0	0	0.00	\$0	0	0.00	\$0
<b>Total</b>	<b>180</b>	<b>2.11</b>	<b>\$20,559</b>	<b>172</b>	<b>1.95</b>	<b>\$19,589</b>	<b>192</b>	<b>2.20</b>	<b>\$20,881</b>	<b>206</b>	<b>2.08</b>	<b>\$21,056</b>	<b>264</b>	<b>2.42</b>	<b>\$27,194</b>
<b>Rural</b>															
Battle Mountain	1	1.00	\$2,700	0	0.00	\$0	0	0.00	\$0	0	0.00	\$0	0	0.00	\$0
Boulder City	2	4.00	\$5,904	2	1.50	\$14,845	1	1.00	\$3,122	1	6.00	\$11,298	0	0.00	\$0
Carson Valley	1	2.00	\$7,979	0	0.00	\$0	2	4.50	\$17,589	1	4.00	\$20,914	2	2.50	\$18,506
Churchill	3	2.67	\$16,879	8	2.75	\$17,637	5	1.20	\$14,030	4	1.25	\$8,219	4	1.50	\$8,327
Desert View	20	2.40	\$14,782	16	1.94	\$16,079	8	2.25	\$17,818	5	2.40	\$16,551	18	1.67	\$12,479
Grover C. Dils	1	2.00	\$5,703	0	0.00	\$0	0	0.00	\$0	0	0.00	\$0	0	0.00	\$0
Humboldt	2	5.00	\$37,105	4	1.50	\$19,045	1	3.00	\$13,799	0	0.00	\$0	0	0.00	\$0
Incline Village	0	0.00	\$0	0	0.00	\$0	0	0.00	\$0	0	0.00	\$0	0	0.00	\$0
Mesa View	2	1.50	\$9,015	1	2.00	\$8,633	2	3.00	\$17,635	1	2.00	\$15,816	2	3.50	\$25,530
Mount Grant	6	2.00	\$8,090	5	3.40	\$12,981	2	4.50	\$12,526	7	68.14	\$4,788	1	33.00	\$3,185
Northeastern	3	2.67	\$27,786	4	2.75	\$26,278	4	3.00	\$29,927	5	2.20	\$29,591	6	3.50	\$27,975
Nye	94	1.00	\$888	0	0.00	\$0	0	0.00	\$0	0	0.00	\$0	0	0.00	\$0
Pershing	0	0.00	\$0	0	0.00	\$0	0	0.00	\$0	0	0.00	\$0	0	0.00	\$0
South Lyon	0	0.00	\$0	0	0.00	\$0	0	0.00	\$0	0	0.00	\$0	0	0.00	\$0
William Bee Ririe	0	0.00	\$0	1	2.00	\$6,768	0	0.00	\$0	0	0.00	\$0	2	2.50	\$3,161
<b>Total</b>	<b>135</b>	<b>1.45</b>	<b>\$5,053</b>	<b>41</b>	<b>2.29</b>	<b>\$16,821</b>	<b>25</b>	<b>2.56</b>	<b>\$17,793</b>	<b>24</b>	<b>21.54</b>	<b>\$14,380</b>	<b>35</b>	<b>3.06</b>	<b>\$14,953</b>
<b>All Counties</b>	<b>968</b>	<b>2.39</b>	<b>\$31,047</b>	<b>801</b>	<b>2.37</b>	<b>\$33,482</b>	<b>892</b>	<b>2.42</b>	<b>\$36,383</b>	<b>921</b>	<b>2.94</b>	<b>\$41,824</b>	<b>1,461</b>	<b>2.67</b>	<b>\$48,400</b>

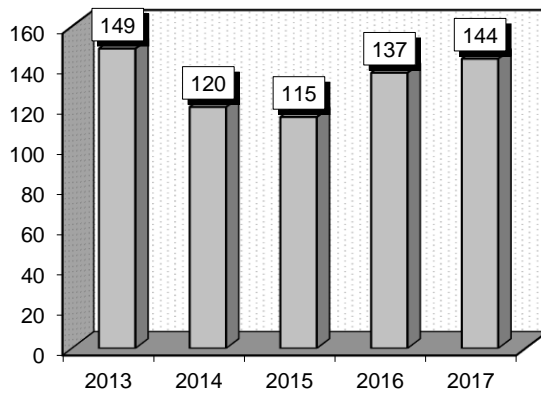
### Cardiac Congenital & Valvular Disorders (306-307)

**Diagnoses:** that frequently accompanied Cardiac Congenital & Valvular Disorders were: 1) Aortic valve disorders (4241), 2) Congestive heart failure, unspecified (4280), 3) Unspecified essential hypertension (4019), 4) Other and unspecified hyperlipidemia (2724).

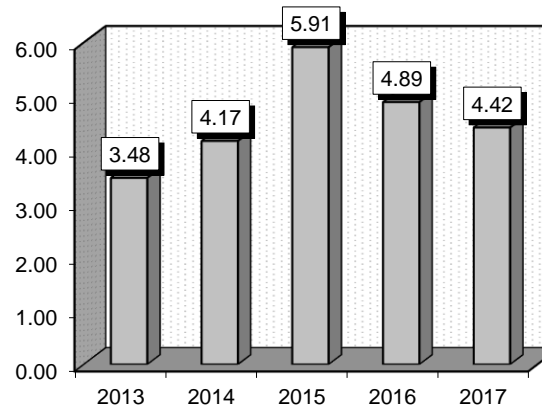
**Definitions:** **Aorta:** The main artery of the body, supplying oxygenated blood to the circulatory system. **Septal defect:** A defect in the wall separating the left and right sides of the heart. **Hypertension:** High blood pressure. **Hyperlipidemia:** An abnormally high concentration of fats or lipids in the blood. **Chest pain:** A physical complaint that requires immediate diagnosis and evaluation.

Gender	2013			2014			2015			2016			2017		
	Cases	Avg LOS	Avg Bill	Cases	Avg LOS	Avg Bill	Cases	Avg LOS	Avg Bill	Cases	Avg LOS	Avg Bill	Cases	Avg LOS	Avg Bill
Male	69	3.32	\$50,600	63	4.30	\$52,023	45	7.29	\$58,124	64	4.72	\$59,010	67	4.21	\$73,354
Female	80	3.61	\$39,749	57	4.02	\$49,942	70	5.03	\$65,808	73	5.04	\$57,435	77	4.60	\$68,764
Age Group	Cases	Avg LOS	Avg Bill	Cases	Avg LOS	Avg Bill	Cases	Avg LOS	Avg Bill	Cases	Avg LOS	Avg Bill	Cases	Avg LOS	Avg Bill
0-17	20	3.95	\$56,806	19	8.00	\$77,817	12	10.42	\$181,668	20	3.00	\$36,971	18	4.11	\$86,934
18-35	4	2.00	\$101,664	3	1.33	\$30,772	6	7.00	\$97,782	3	6.00	\$83,040	7	9.14	\$50,853
36-49	17	6.35	\$53,044	4	2.00	\$52,523	6	4.00	\$36,230	6	1.17	\$62,148	10	3.00	\$55,476
50-64	14	2.86	\$55,582	18	3.06	\$46,671	8	19.13	\$58,948	14	4.50	\$51,187	18	5.00	\$99,910
65+	94	3.01	\$36,688	76	3.70	\$46,094	83	4.05	\$45,379	94	5.55	\$62,674	91	4.15	\$65,227
<b>Total</b>	<b>149</b>	<b>3.48</b>	<b>\$44,774</b>	<b>120</b>	<b>4.17</b>	<b>\$51,035</b>	<b>115</b>	<b>5.91</b>	<b>\$62,801</b>	<b>137</b>	<b>4.89</b>	<b>\$58,171</b>	<b>144</b>	<b>4.42</b>	<b>\$70,900</b>

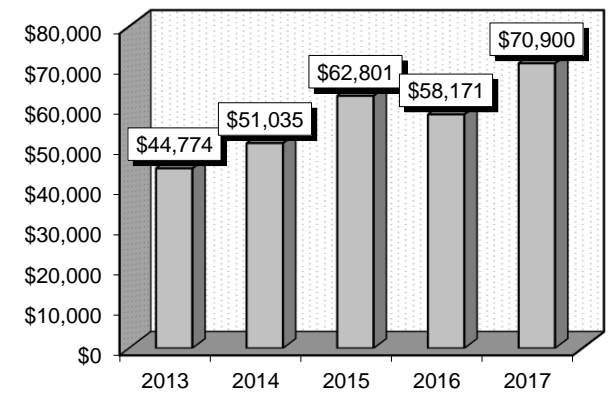
Patient Discharges (Cases)



Average Length of Stay (Avg LOS)



Average Billed Charges (Avg Bill)





County / Hospital	2013			2014			2015			2016			2017		
	Cases	Avg LOS	Avg Bill	Cases	Avg LOS	Avg Bill	Cases	Avg LOS	Avg Bill	Cases	Avg LOS	Avg Bill	Cases	Avg LOS	Avg Bill
<b>Clark</b>															
Centennial Hills	4	2.25	\$50,867	4	3.00	\$62,838	6	2.33	\$48,789	6	3.83	\$62,096	7	5.43	\$84,524
Desert Springs	13	8.54	\$74,820	9	3.00	\$41,043	8	3.75	\$70,476	7	5.14	\$58,289	8	3.25	\$51,760
Henderson Hospital	0	0.00	\$0	0	0.00	\$0	0	0.00	\$0	0	0.00	\$0	0	0.00	\$0
Mountain View	8	5.00	\$72,830	10	3.00	\$40,694	6	3.33	\$52,002	4	8.00	\$159,063	7	3.86	\$66,935
Mountain's Edge	0	0.00	\$0	0	0.00	\$0	0	0.00	\$0	6	17.00	\$129,591	6	7.00	\$51,632
North Vista	1	8.00	\$55,752	1	6.00	\$24,380	1	8.00	\$56,084	0	0.00	\$0	1	4.00	\$35,081
Southern Hills	4	2.75	\$32,951	0	0.00	\$0	2	2.50	\$34,091	1	1.00	\$16,815	5	2.40	\$42,875
Spring Valley	5	6.60	\$54,461	3	5.67	\$41,687	1	1.00	\$20,685	9	4.89	\$56,462	7	2.71	\$42,008
St. Rose-Rose de Lima	4	5.00	\$74,909	4	2.25	\$40,705	2	2.00	\$42,671	1	6.00	\$106,948	3	3.33	\$54,353
St. Rose-San Martin	5	1.60	\$28,208	3	6.33	\$249,129	2	4.00	\$46,523	3	4.00	\$75,045	4	5.25	\$91,454
St. Rose-Siena	5	2.20	\$32,412	1	2.00	\$21,099	6	4.17	\$46,320	5	2.20	\$54,174	7	5.14	\$114,678
Summerlin	12	3.17	\$38,129	8	3.00	\$50,340	7	8.57	\$112,581	12	4.83	\$64,614	7	9.00	\$127,114
Sunrise	30	2.83	\$57,169	26	4.88	\$66,188	20	4.90	\$112,652	25	5.52	\$81,222	29	3.59	\$122,993
UMC	4	3.50	\$31,531	9	8.11	\$72,629	4	36.00	\$80,301	7	3.43	\$44,533	12	5.75	\$64,031
Valley	7	3.71	\$93,586	7	3.29	\$45,157	3	3.33	\$41,876	3	5.33	\$68,269	2	9.00	\$133,047
<b>Total</b>	<b>102</b>	<b>4.06</b>	<b>\$56,620</b>	<b>85</b>	<b>4.34</b>	<b>\$61,198</b>	<b>68</b>	<b>6.28</b>	<b>\$77,320</b>	<b>89</b>	<b>5.65</b>	<b>\$74,661</b>	<b>105</b>	<b>4.66</b>	<b>\$87,146</b>
<b>Washoe</b>															
Carson Tahoe	4	3.00	\$20,112	3	3.67	\$19,588	3	3.67	\$24,384	2	1.50	\$11,830	6	2.50	\$17,955
Northern Nevada	1	1.00	\$22,101	2	2.00	\$27,851	6	2.83	\$35,974	1	10.00	\$42,378	2	1.50	\$34,327
Renown Regional	14	2.93	\$29,993	16	3.31	\$22,920	15	4.67	\$40,423	25	4.48	\$36,015	16	2.88	\$26,684
Renown S. Meadows	5	2.40	\$24,809	2	3.00	\$19,990	1	1.00	\$12,607	6	2.17	\$21,063	3	2.33	\$17,451
Saint Mary's	6	1.67	\$17,298	5	2.20	\$24,721	6	12.50	\$106,431	9	2.00	\$15,754	5	2.40	\$20,977
Sierra Surgery	0	0.00	\$0	0	0.00	\$0	0	0.00	\$0	0	0.00	\$0	0	0.00	\$0
<b>Total</b>	<b>30</b>	<b>2.53</b>	<b>\$25,009</b>	<b>28</b>	<b>3.04</b>	<b>\$23,027</b>	<b>31</b>	<b>5.61</b>	<b>\$49,888</b>	<b>43</b>	<b>3.63</b>	<b>\$28,711</b>	<b>32</b>	<b>2.59</b>	<b>\$23,768</b>
<b>Rural</b>															
Battle Mountain	0	0.00	\$0	0	0.00	\$0	0	0.00	\$0	0	0.00	\$0	0	0.00	\$0
Boulder City	0	0.00	\$0	2	12.00	\$47,160	0	0.00	\$0	0	0.00	\$0	2	26.00	\$103,404
Carson Valley	0	0.00	\$0	0	0.00	\$0	2	1.00	\$11,025	1	2.00	\$10,192	0	0.00	\$0
Churchill	0	0.00	\$0	0	0.00	\$0	3	1.67	\$11,808	0	0.00	\$0	0	0.00	\$0
Desert View	6	2.67	\$19,355	3	6.33	\$48,312	8	3.00	\$23,547	0	0.00	\$0	5	2.40	\$18,382
Grover C. Dils	0	0.00	\$0	0	0.00	\$0	0	0.00	\$0	0	0.00	\$0	0	0.00	\$0
Humboldt	1	1.00	\$9,283	1	2.00	\$14,315	2	22.50	\$76,602	0	0.00	\$0	0	0.00	\$0
Incline Village	0	0.00	\$0	0	0.00	\$0	0	0.00	\$0	0	0.00	\$0	0	0.00	\$0
Mesa View	0	0.00	\$0	0	0.00	\$0	0	0.00	\$0	2	2.00	\$13,842	0	0.00	\$0
Mount Grant	0	0.00	\$0	0	0.00	\$0	0	0.00	\$0	0	0.00	\$0	0	0.00	\$0
Northeastern	1	2.00	\$15,689	1	1.00	\$24,026	1	3.00	\$18,790	2	2.50	\$26,078	0	0.00	\$0
Nye	9	1.00	\$524	0	0.00	\$0	0	0.00	\$0	0	0.00	\$0	0	0.00	\$0
Pershing	0	0.00	\$0	0	0.00	\$0	0	0.00	\$0	0	0.00	\$0	0	0.00	\$0
South Lyon	0	0.00	\$0	0	0.00	\$0	0	0.00	\$0	0	0.00	\$0	0	0.00	\$0
William Bee Ririe	0	0.00	\$0	0	0.00	\$0	0	0.00	\$0	0	0.00	\$0	0	0.00	\$0
<b>Total</b>	<b>17</b>	<b>1.65</b>	<b>\$8,577</b>	<b>7</b>	<b>6.57</b>	<b>\$39,657</b>	<b>16</b>	<b>4.94</b>	<b>\$26,115</b>	<b>5</b>	<b>2.20</b>	<b>\$18,006</b>	<b>7</b>	<b>9.14</b>	<b>\$42,674</b>
<b>All Counties</b>	<b>149</b>	<b>3.48</b>	<b>\$44,774</b>	<b>120</b>	<b>4.17</b>	<b>\$51,035</b>	<b>115</b>	<b>5.91</b>	<b>\$62,801</b>	<b>137</b>	<b>4.89</b>	<b>\$58,171</b>	<b>144</b>	<b>4.42</b>	<b>\$70,900</b>

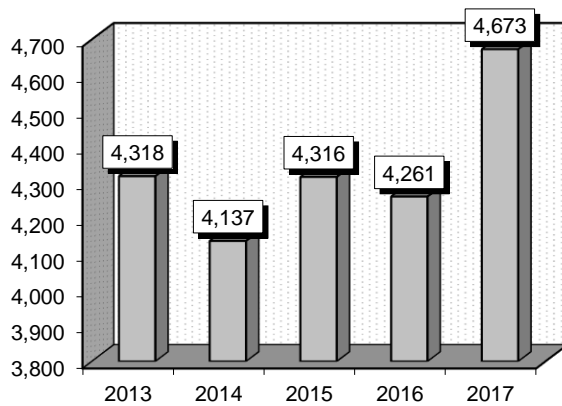
### Cardiac Arrhythmia & Conduction Disorders (308-310)

**Diagnoses:** that frequently accompanied Cardiac Arrhythmia & Conduction Disorders were: 1) Atrial fibrillation (42731), 2) Unspecified essential hypertension (4019), 3) Congestive heart failure, unspecified (4280), 4) Other and unspecified hyperlipidemia (2724), 5) Chronic airway obstruction, not elsewhere classified (496), 6) Diabetes mellitus without mention of complication, type II or unspecified type, not stated as uncontrolled (25000).

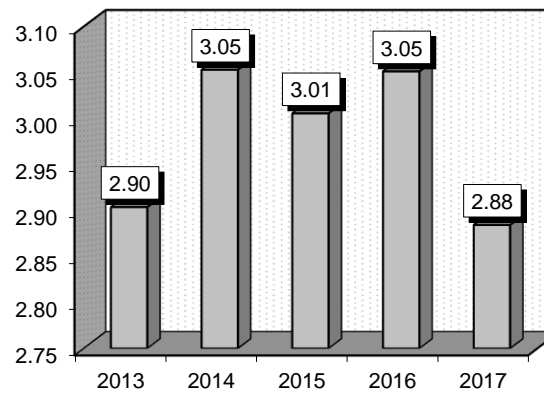
**Definitions:** **Atrial fibrillation:** An irregular and often very fast heart rate. The heart's two upper chambers (the atria) beat chaotically and irregularly - out of coordination with the two lower chambers (the ventricles) of the heart. **Atrial flutter:** Well-organized but overly rapid contractions of the atrium of the heart. **Sinus node dysfunction:** A group of heart rhythm problems (arrhythmias) in which the sinus node — the heart's natural pacemaker — doesn't work properly. **Cardiac dysrhythmias:** Any abnormality in the rate, regularity, or sequence of cardiac activation. **Paroxysmal ventricular tachycardia:** A rapid heartbeat of sudden onset and termination caused by a quick succession of discharges from an ectopic (an impulse that originates in the heart at a site other than the sinus node) site in the ventricle. **Hypertension:** High blood pressure. **Hyperlipidemia:** An abnormally high concentration of fats or lipids in the blood.

Gender	2013			2014			2015			2016			2017		
	Cases	Avg LOS	Avg Bill	Cases	Avg LOS	Avg Bill	Cases	Avg LOS	Avg Bill	Cases	Avg LOS	Avg Bill	Cases	Avg LOS	Avg Bill
Male	2,303	2.84	\$35,939	2,248	2.95	\$40,040	2,340	2.95	\$41,611	2,297	2.94	\$44,673	2,548	2.82	\$46,065
Female	2,015	2.98	\$35,253	1,889	3.17	\$40,253	1,976	3.07	\$42,942	1,964	3.18	\$45,198	2,125	2.96	\$46,526
Age Group	Cases	Avg LOS	Avg Bill	Cases	Avg LOS	Avg Bill	Cases	Avg LOS	Avg Bill	Cases	Avg LOS	Avg Bill	Cases	Avg LOS	Avg Bill
0-17	28	2.82	\$39,324	28	2.50	\$26,718	31	2.13	\$32,275	19	2.47	\$41,685	25	2.80	\$32,940
18-35	154	1.97	\$28,275	150	1.97	\$30,061	157	2.38	\$37,202	139	2.14	\$35,063	148	1.93	\$35,933
36-49	350	2.27	\$33,648	332	2.26	\$35,345	328	2.09	\$37,263	361	2.33	\$42,806	381	2.30	\$43,888
50-64	1,099	2.80	\$34,717	1,040	2.76	\$38,660	1,072	2.72	\$40,580	1,019	2.75	\$42,277	1,172	2.55	\$44,154
65+	2,687	3.08	\$36,626	2,587	3.34	\$42,075	2,728	3.28	\$43,863	2,723	3.31	\$46,707	2,947	3.14	\$48,059
<b>Total</b>	<b>4,318</b>	<b>2.90</b>	<b>\$35,619</b>	<b>4,137</b>	<b>3.05</b>	<b>\$40,137</b>	<b>4,316</b>	<b>3.01</b>	<b>\$42,220</b>	<b>4,261</b>	<b>3.05</b>	<b>\$44,915</b>	<b>4,673</b>	<b>2.88</b>	<b>\$46,275</b>

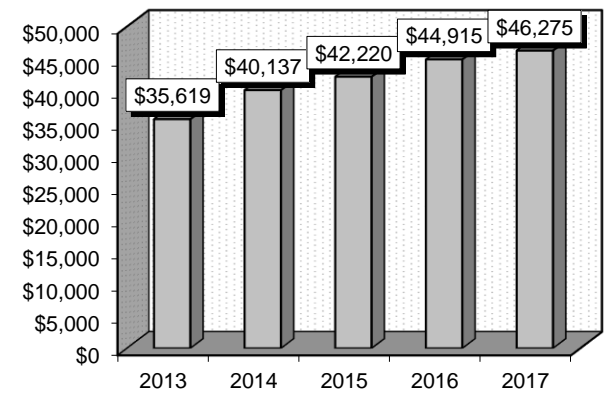
Patient Discharges (Cases)



Average Length of Stay (Avg LOS)



Average Billed Charges (Avg Bill)



County / Hospital	2013			2014			2015			2016			2017		
	Cases	Avg LOS	Avg Bill	Cases	Avg LOS	Avg Bill	Cases	Avg LOS	Avg Bill	Cases	Avg LOS	Avg Bill	Cases	Avg LOS	Avg Bill
<b>Clark</b>															
Centennial Hills	196	2.53	\$45,102	197	2.67	\$47,320	196	2.39	\$41,796	218	2.55	\$51,761	266	2.69	\$56,068
Desert Springs	299	3.46	\$46,817	313	3.35	\$47,642	317	2.99	\$47,999	360	3.00	\$50,017	306	3.16	\$54,547
Henderson Hospital	0	0.00	\$0	0	0.00	\$0	0	0.00	\$0	8	1.50	\$39,840	120	2.50	\$50,952
Mountain View	297	3.18	\$43,214	377	3.64	\$54,555	435	3.46	\$55,068	412	3.34	\$57,708	367	3.14	\$59,455
Mountain's Edge	0	0.00	\$0	0	0.00	\$0	4	8.50	\$50,264	24	13.42	\$93,836	47	4.87	\$33,407
North Vista	123	3.85	\$37,486	104	3.89	\$45,801	123	3.20	\$33,020	108	2.19	\$30,155	56	2.04	\$32,618
Southern Hills	80	2.86	\$37,548	108	2.99	\$44,244	143	2.77	\$45,028	106	2.52	\$38,751	137	2.38	\$45,039
Spring Valley	219	2.51	\$38,911	213	2.97	\$52,993	231	2.72	\$50,149	248	2.66	\$51,367	267	2.89	\$56,133
St. Rose-Rose de Lima	158	2.58	\$33,112	118	3.08	\$42,863	122	3.01	\$49,511	117	3.10	\$52,089	92	2.75	\$52,729
St. Rose-San Martin	172	2.85	\$33,845	164	3.38	\$42,263	146	3.53	\$49,683	107	3.07	\$48,985	117	2.85	\$45,198
St. Rose-Siena	309	2.56	\$34,692	270	2.70	\$40,668	189	3.63	\$51,331	271	2.75	\$50,362	367	2.84	\$50,222
Summerlin	275	3.48	\$50,586	242	3.16	\$51,974	305	2.89	\$53,546	296	3.18	\$55,255	343	2.92	\$62,703
Sunrise	384	2.86	\$44,814	371	2.93	\$48,207	411	3.62	\$57,881	359	3.98	\$66,697	398	3.31	\$66,090
UMC	263	2.96	\$26,298	214	3.14	\$28,964	180	3.18	\$39,998	174	3.26	\$38,608	185	3.18	\$41,053
Valley	252	2.91	\$52,426	213	3.53	\$55,936	256	2.92	\$50,893	213	3.09	\$57,060	265	2.90	\$56,280
<b>Total</b>	<b>3,027</b>	<b>2.97</b>	<b>\$41,239</b>	<b>2,904</b>	<b>3.18</b>	<b>\$47,236</b>	<b>3,058</b>	<b>3.15</b>	<b>\$50,030</b>	<b>3,021</b>	<b>3.16</b>	<b>\$52,928</b>	<b>3,333</b>	<b>2.96</b>	<b>\$54,901</b>
<b>Washoe</b>															
Carson Tahoe	201	3.11	\$22,806	210	2.91	\$22,629	238	2.53	\$21,599	232	2.61	\$23,819	245	2.67	\$20,524
Northern Nevada	66	1.98	\$28,691	53	2.81	\$37,090	63	2.14	\$32,901	68	2.35	\$38,731	62	2.15	\$41,711
Renown Regional	460	3.14	\$26,568	393	3.07	\$27,664	373	3.35	\$29,558	393	3.26	\$30,921	461	2.94	\$29,634
Renown S. Meadows	50	2.12	\$23,681	52	2.23	\$24,121	57	2.11	\$22,782	60	2.05	\$24,489	69	2.45	\$28,489
Saint Mary's	271	2.50	\$18,800	290	2.53	\$19,187	286	2.14	\$18,053	289	2.58	\$20,655	280	2.68	\$21,406
Sierra Surgery	0	0.00	\$0	0	0.00	\$0	0	0.00	\$0	0	0.00	\$0	0	0.00	\$0
<b>Total</b>	<b>1,048</b>	<b>2.85</b>	<b>\$23,834</b>	<b>998</b>	<b>2.82</b>	<b>\$24,457</b>	<b>1,017</b>	<b>2.67</b>	<b>\$24,287</b>	<b>1,042</b>	<b>2.80</b>	<b>\$26,632</b>	<b>1,117</b>	<b>2.74</b>	<b>\$26,173</b>
<b>Rural</b>															
Battle Mountain	0	0.00	\$0	0	0.00	\$0	0	0.00	\$0	1	1.00	\$4,012	1	1.00	\$4,954
Boulder City	24	3.63	\$18,855	12	1.83	\$12,661	12	2.33	\$15,849	8	5.38	\$17,843	2	15.50	\$43,481
Carson Valley	17	2.18	\$22,114	15	2.07	\$17,890	31	2.19	\$16,591	17	2.41	\$21,502	24	1.92	\$14,200
Churchill	34	2.62	\$17,285	16	2.44	\$15,247	35	2.17	\$14,658	24	3.08	\$17,859	29	3.34	\$19,253
Desert View	61	2.21	\$14,745	99	2.19	\$18,085	77	2.45	\$18,083	71	2.28	\$16,995	114	1.97	\$15,458
Grover C. Dils	0	0.00	\$0	1	3.00	\$8,444	0	0.00	\$0	1	4.00	\$6,312	1	4.00	\$11,306
Humboldt	18	2.00	\$15,982	17	3.00	\$19,121	15	4.00	\$23,615	12	4.58	\$22,574	13	3.23	\$24,311
Incline Village	0	0.00	\$0	0	0.00	\$0	0	0.00	\$0	0	0.00	\$0	0	0.00	\$0
Mesa View	22	2.05	\$12,327	29	2.21	\$12,748	33	2.45	\$15,831	19	2.84	\$16,013	11	2.36	\$17,901
Mount Grant	11	2.73	\$9,060	4	5.50	\$19,910	3	1.33	\$3,230	2	1.00	\$1,733	0	0.00	\$0
Northeastern	35	2.31	\$26,141	35	3.29	\$32,000	26	2.77	\$32,463	31	2.16	\$27,255	26	2.38	\$28,259
Nye	12	1.00	\$971	0	0.00	\$0	0	0.00	\$0	0	0.00	\$0	0	0.00	\$0
Pershing	0	0.00	\$0	1	3.00	\$11,997	0	0.00	\$0	1	1.00	\$3,901	1	1.00	\$4,011
South Lyon	2	1.00	\$4,263	0	0.00	\$0	0	0.00	\$0	1	2.00	\$7,493	0	0.00	\$0
William Bee Ririe	7	2.00	\$12,110	6	2.50	\$15,803	9	4.56	\$21,147	10	3.50	\$14,902	1	1.00	\$6,069
<b>Total</b>	<b>243</b>	<b>2.34</b>	<b>\$16,436</b>	<b>235</b>	<b>2.48</b>	<b>\$18,997</b>	<b>241</b>	<b>2.57</b>	<b>\$18,799</b>	<b>198</b>	<b>2.73</b>	<b>\$18,878</b>	<b>223</b>	<b>2.40</b>	<b>\$18,037</b>
<b>All Counties</b>	<b>4,318</b>	<b>2.90</b>	<b>\$35,619</b>	<b>4,137</b>	<b>3.05</b>	<b>\$40,137</b>	<b>4,316</b>	<b>3.01</b>	<b>\$42,220</b>	<b>4,261</b>	<b>3.05</b>	<b>\$44,915</b>	<b>4,673</b>	<b>2.88</b>	<b>\$46,275</b>

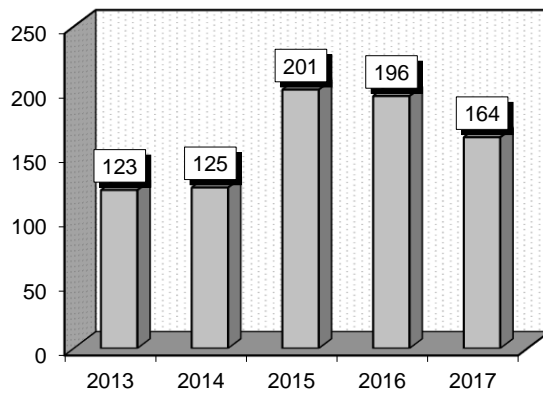
### Angina Pectoris (311)

**Diagnoses:** that frequently accompanied Angina Pectoris were: 1) Intermediate coronary syndrome (4111), 2) Unspecified essential hypertension (4019), 3) Other and unspecified hyperlipidemia (2724), 4) Tobacco use disorder (3051), 5) Diabetes mellitus without mention of complication, type II or unspecified type, not stated as uncontrolled (25000).

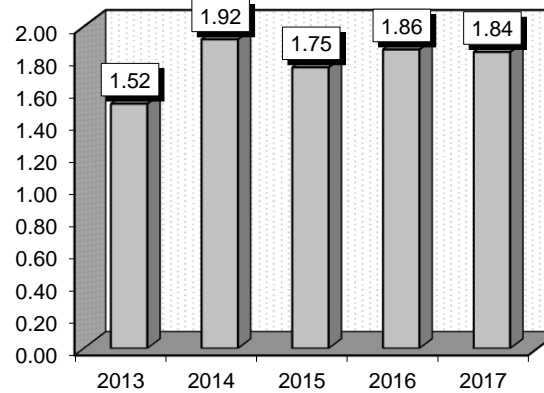
**Definitions:** **Chest pain:** A physical complaint that requires immediate diagnosis and evaluation. **Angina:** Pain, discomfort, or pressure localized in the chest that is caused by an insufficient supply of blood (ischemia) to the heart muscle. It is also sometimes characterized by a feeling of choking, suffocation, or crushing heaviness. **Diabetes mellitus:** A condition in which the pancreas no longer produces enough insulin or cells stop responding to the insulin that is produced, so that glucose in the blood cannot be absorbed into the cells of the body. **Hyperglycemia:** An abnormally high concentration of glucose in the circulating blood, seen especially in patients with diabetes mellitus. **Ischemia:** An insufficient supply of blood to an organ, usually due to a blocked artery. **Atherosclerosis:** The build up of a waxy plaque on the inside of blood vessels.

Gender	2013			2014			2015			2016			2017		
	Cases	Avg LOS	Avg Bill	Cases	Avg LOS	Avg Bill	Cases	Avg LOS	Avg Bill	Cases	Avg LOS	Avg Bill	Cases	Avg LOS	Avg Bill
Male	68	1.46	\$22,632	67	2.03	\$32,088	106	1.68	\$29,706	98	1.84	\$35,104	77	1.96	\$39,701
Female	55	1.60	\$24,779	58	1.79	\$27,613	95	1.82	\$32,721	98	1.88	\$33,167	87	1.74	\$40,657
Age Group	Cases	Avg LOS	Avg Bill	Cases	Avg LOS	Avg Bill	Cases	Avg LOS	Avg Bill	Cases	Avg LOS	Avg Bill	Cases	Avg LOS	Avg Bill
0-17	0	0.00	\$0	0	0.00	\$0	0	0.00	\$0	0	0.00	\$0	0	0.00	\$0
18-35	5	1.20	\$25,206	1	2.00	\$24,273	7	1.43	\$25,652	4	1.00	\$31,941	4	1.25	\$36,174
36-49	28	1.50	\$23,506	19	1.32	\$29,948	40	1.68	\$33,741	28	1.14	\$27,992	27	2.15	\$45,453
50-64	41	1.34	\$21,443	57	2.07	\$31,746	82	1.63	\$28,076	76	1.91	\$38,061	60	1.62	\$34,897
65+	49	1.71	\$25,274	48	1.98	\$28,097	72	1.94	\$33,693	88	2.08	\$32,800	73	1.95	\$42,855
<b>Total</b>	<b>123</b>	<b>1.52</b>	<b>\$23,592</b>	<b>125</b>	<b>1.92</b>	<b>\$30,012</b>	<b>201</b>	<b>1.75</b>	<b>\$31,131</b>	<b>196</b>	<b>1.86</b>	<b>\$34,136</b>	<b>164</b>	<b>1.84</b>	<b>\$40,208</b>

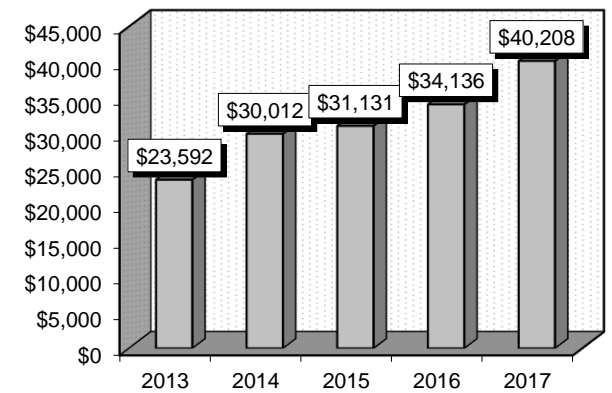
Patient Discharges (Cases)



Average Length of Stay (Avg LOS)



Average Billed Charges (Avg Bill)



County / Hospital	2013			2014			2015			2016			2017		
	Cases	Avg LOS	Avg Bill	Cases	Avg LOS	Avg Bill	Cases	Avg LOS	Avg Bill	Cases	Avg LOS	Avg Bill	Cases	Avg LOS	Avg Bill
<b>Clark</b>															
Centennial Hills	4	1.25	\$21,011	6	3.17	\$22,249	9	5.33	\$88,136	9	1.44	\$42,491	6	1.50	\$47,803
Desert Springs	7	1.57	\$30,058	12	1.75	\$38,663	12	2.00	\$45,019	13	3.31	\$45,012	9	1.22	\$40,036
Henderson Hospital	0	0.00	\$0	0	0.00	\$0	0	0.00	\$0	1	1.00	\$33,917	8	1.50	\$49,340
Mountain View	7	1.57	\$32,564	12	2.33	\$43,800	8	1.88	\$43,762	8	1.38	\$40,554	13	1.69	\$62,756
Mountain's Edge	0	0.00	\$0	0	0.00	\$0	0	0.00	\$0	3	1.33	\$7,197	1	2.00	\$19,740
North Vista	3	1.67	\$23,984	0	0.00	\$0	81	1.21	\$22,518	71	1.28	\$24,946	21	1.43	\$27,228
Southern Hills	1	3.00	\$25,416	1	1.00	\$17,818	7	1.86	\$35,437	1	1.00	\$22,669	1	1.00	\$31,171
Spring Valley	9	1.22	\$38,679	5	1.20	\$39,353	6	1.50	\$39,174	10	2.30	\$51,555	13	1.85	\$42,716
St. Rose-Rose de Lima	4	2.00	\$24,743	0	0.00	\$0	4	3.00	\$51,068	4	3.25	\$51,610	2	1.50	\$50,383
St. Rose-San Martin	1	1.00	\$21,516	0	0.00	\$0	0	0.00	\$0	3	1.33	\$37,157	2	1.50	\$43,355
St. Rose-Siena	2	1.00	\$27,466	2	1.50	\$34,146	1	5.00	\$53,747	4	2.75	\$73,250	4	1.75	\$47,994
Summerlin	2	2.00	\$45,047	5	1.20	\$35,484	3	1.00	\$22,572	5	1.80	\$48,775	5	1.00	\$47,499
Sunrise	5	1.00	\$20,138	11	2.18	\$47,701	16	1.94	\$46,297	7	3.43	\$90,935	8	2.38	\$50,886
UMC	6	1.50	\$23,803	7	2.57	\$22,721	9	2.11	\$26,386	6	3.17	\$38,893	11	4.09	\$68,514
Valley	20	1.90	\$36,105	12	2.00	\$46,310	8	2.25	\$38,328	10	3.30	\$64,910	15	2.00	\$56,607
<b>Total</b>	<b>71</b>	<b>1.59</b>	<b>\$30,972</b>	<b>73</b>	<b>2.05</b>	<b>\$38,669</b>	<b>164</b>	<b>1.80</b>	<b>\$34,154</b>	<b>155</b>	<b>1.94</b>	<b>\$38,908</b>	<b>119</b>	<b>1.87</b>	<b>\$47,584</b>
<b>Washoe</b>															
Carson Tahoe	1	2.00	\$20,159	7	1.71	\$27,943	6	1.00	\$14,188	13	2.00	\$18,644	8	2.00	\$19,421
Northern Nevada	0	0.00	\$0	0	0.00	\$0	1	1.00	\$42,793	1	1.00	\$42,193	1	1.00	\$28,151
Renown Regional	3	1.33	\$23,006	6	2.50	\$23,607	11	1.91	\$24,039	3	1.33	\$19,770	11	2.36	\$28,369
Renown S. Meadows	5	1.00	\$18,985	0	0.00	\$0	1	1.00	\$26,652	0	0.00	\$0	3	1.33	\$25,367
Saint Mary's	20	1.35	\$15,421	21	1.38	\$14,520	11	1.27	\$13,497	13	1.15	\$15,060	16	1.19	\$15,739
Sierra Surgery	0	0.00	\$0	0	0.00	\$0	0	0.00	\$0	0	0.00	\$0	0	0.00	\$0
<b>Total</b>	<b>29</b>	<b>1.31</b>	<b>\$16,983</b>	<b>34</b>	<b>1.65</b>	<b>\$18,887</b>	<b>30</b>	<b>1.43</b>	<b>\$18,916</b>	<b>30</b>	<b>1.53</b>	<b>\$17,989</b>	<b>39</b>	<b>1.69</b>	<b>\$21,115</b>
<b>Rural</b>															
Battle Mountain	0	0.00	\$0	0	0.00	\$0	0	0.00	\$0	0	0.00	\$0	0	0.00	\$0
Boulder City	0	0.00	\$0	0	0.00	\$0	0	0.00	\$0	0	0.00	\$0	0	0.00	\$0
Carson Valley	1	1.00	\$5,666	0	0.00	\$0	0	0.00	\$0	1	1.00	\$8,485	0	0.00	\$0
Churchill	1	1.00	\$7,163	1	1.00	\$13,908	0	0.00	\$0	0	0.00	\$0	0	0.00	\$0
Desert View	7	1.86	\$15,263	3	1.00	\$11,553	4	2.00	\$14,808	2	1.00	\$8,432	2	1.50	\$16,351
Grover C. Dils	0	0.00	\$0	0	0.00	\$0	0	0.00	\$0	0	0.00	\$0	0	0.00	\$0
Humboldt	0	0.00	\$0	0	0.00	\$0	0	0.00	\$0	0	0.00	\$0	0	0.00	\$0
Incline Village	0	0.00	\$0	0	0.00	\$0	0	0.00	\$0	0	0.00	\$0	0	0.00	\$0
Mesa View	0	0.00	\$0	0	0.00	\$0	0	0.00	\$0	1	2.00	\$14,744	0	0.00	\$0
Mount Grant	13	1.54	\$5,684	8	2.38	\$8,483	1	3.00	\$165	4	1.00	\$1,925	1	3.00	\$12,268
Northeastern	1	1.00	\$16,734	6	1.83	\$28,338	1	1.00	\$18,015	2	2.00	\$24,147	2	1.00	\$20,240
Nye	0	0.00	\$0	0	0.00	\$0	0	0.00	\$0	0	0.00	\$0	0	0.00	\$0
Pershing	0	0.00	\$0	0	0.00	\$0	0	0.00	\$0	0	0.00	\$0	0	0.00	\$0
South Lyon	0	0.00	\$0	0	0.00	\$0	0	0.00	\$0	0	0.00	\$0	0	0.00	\$0
William Bee Ririe	0	0.00	\$0	0	0.00	\$0	1	1.00	\$11,245	1	5.00	\$24,138	1	5.00	\$22,733
<b>Total</b>	<b>23</b>	<b>1.57</b>	<b>\$9,144</b>	<b>18</b>	<b>1.89</b>	<b>\$15,914</b>	<b>7</b>	<b>1.86</b>	<b>\$12,665</b>	<b>11</b>	<b>1.64</b>	<b>\$10,929</b>	<b>6</b>	<b>2.17</b>	<b>\$18,030</b>
<b>All Counties</b>	<b>123</b>	<b>1.52</b>	<b>\$23,592</b>	<b>125</b>	<b>1.92</b>	<b>\$30,012</b>	<b>201</b>	<b>1.75</b>	<b>\$31,131</b>	<b>196</b>	<b>1.86</b>	<b>\$34,136</b>	<b>164</b>	<b>1.84</b>	<b>\$40,208</b>

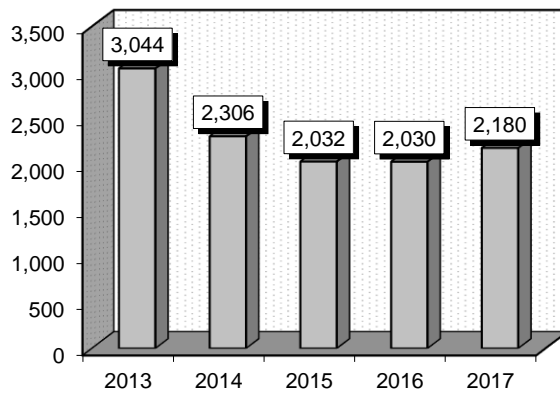
### Chest Pain (313)

**Diagnoses:** that frequently accompanied Chest Pain were: 1) Unspecified essential hypertension (4019), 2) Tobacco use disorder (3051), 3) Other and unspecified hyperlipidemia (2724), 4) Diabetes mellitus without mention of complication, type II or unspecified type, not stated as uncontrolled (25000), 5) Coronary atherosclerosis of native coronary artery (41401).

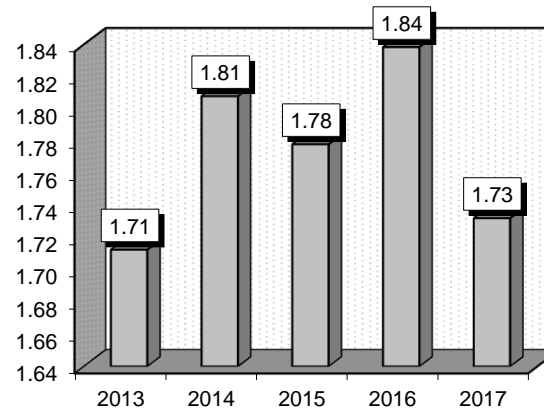
**Definitions: Chest pain:** A physical complaint that requires immediate diagnosis and evaluation. **Angina:** Pain, discomfort, or pressure localized in the chest that is caused by an insufficient supply of blood (ischemia) to the heart muscle. It is also sometimes characterized by a feeling of choking, suffocation, or crushing heaviness. **Aortic dissection:** A serious condition in which the inner layer of the aorta, the large blood vessel branching off the heart, tears. Blood surges through the tear, causing the inner and middle layers of the aorta to separate (dissect). **Hypertension:** High blood pressure. **Hyperlipidemia:** An abnormally high concentration of fats or lipids in the blood. **Diabetes mellitus:** A condition in which the pancreas no longer produces enough insulin or cells stop responding to the insulin that is produced, so that glucose in the blood cannot be absorbed into the cells of the body. **Hyperglycemia:** An abnormally high concentration of glucose in the circulating blood, seen especially in patients with diabetes mellitus. **Ischemia:** An insufficient supply of blood to an organ, usually due to a blocked artery.

Gender	2013			2014			2015			2016			2017		
	Cases	Avg LOS	Avg Bill	Cases	Avg LOS	Avg Bill	Cases	Avg LOS	Avg Bill	Cases	Avg LOS	Avg Bill	Cases	Avg LOS	Avg Bill
Male	1,558	1.71	\$27,712	1,144	1.85	\$32,882	1,018	1.84	\$35,248	1,018	1.89	\$37,713	1,075	1.74	\$42,228
Female	1,486	1.72	\$29,403	1,162	1.77	\$33,288	1,014	1.72	\$37,075	1,012	1.79	\$39,338	1,105	1.73	\$43,906
Age Group	Cases	Avg LOS	Avg Bill	Cases	Avg LOS	Avg Bill	Cases	Avg LOS	Avg Bill	Cases	Avg LOS	Avg Bill	Cases	Avg LOS	Avg Bill
0-17	7	2.29	\$22,149	1	1.00	\$16,631	1	1.00	\$17,684	6	1.83	\$18,426	2	2.00	\$41,967
18-35	167	1.77	\$25,787	100	1.66	\$30,243	104	2.18	\$43,673	88	2.07	\$42,059	93	1.91	\$43,627
36-49	693	1.61	\$28,661	484	1.67	\$32,840	450	1.67	\$35,619	427	1.71	\$39,754	432	1.63	\$42,284
50-64	1,189	1.69	\$28,654	957	1.83	\$32,892	788	1.60	\$33,031	864	1.77	\$37,083	894	1.68	\$42,872
65+	988	1.79	\$28,821	764	1.89	\$33,882	689	1.99	\$38,984	645	1.98	\$39,341	759	1.82	\$43,710
<b>Total</b>	<b>3,044</b>	<b>1.71</b>	<b>\$28,537</b>	<b>2,306</b>	<b>1.81</b>	<b>\$33,087</b>	<b>2,032</b>	<b>1.78</b>	<b>\$36,160</b>	<b>2,030</b>	<b>1.84</b>	<b>\$38,523</b>	<b>2,180</b>	<b>1.73</b>	<b>\$43,079</b>

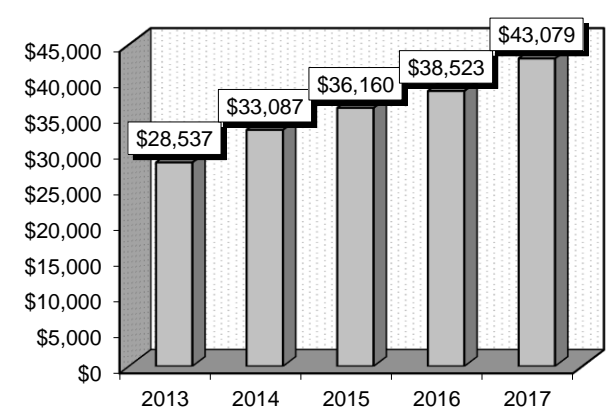
Patient Discharges (Cases)



Average Length of Stay (Avg LOS)



Average Billed Charges (Avg Bill)



County / Hospital	2013			2014			2015			2016			2017		
	Cases	Avg LOS	Avg Bill	Cases	Avg LOS	Avg Bill	Cases	Avg LOS	Avg Bill	Cases	Avg LOS	Avg Bill	Cases	Avg LOS	Avg Bill
<b>Clark</b>															
Centennial Hills	191	1.63	\$38,022	106	1.56	\$40,513	111	1.47	\$39,998	108	1.72	\$46,174	165	1.48	\$51,219
Desert Springs	342	1.85	\$31,546	218	1.92	\$40,817	171	1.83	\$42,634	189	1.85	\$43,576	278	1.65	\$44,061
Henderson Hospital	0	0.00	\$0	0	0.00	\$0	0	0.00	\$0	3	1.00	\$28,687	57	1.46	\$54,979
Mountain View	255	1.87	\$38,050	217	2.10	\$45,790	191	2.12	\$50,924	177	1.86	\$50,746	164	1.90	\$50,379
Mountain's Edge	0	0.00	\$0	0	0.00	\$0	2	1.00	\$10,643	10	8.80	\$58,937	32	4.84	\$25,093
North Vista	65	1.80	\$24,512	33	1.45	\$24,042	132	1.16	\$22,243	169	1.27	\$25,325	78	1.33	\$27,373
Southern Hills	83	1.37	\$25,246	72	1.42	\$29,391	47	1.43	\$32,462	70	2.04	\$44,286	76	1.46	\$35,660
Spring Valley	188	1.71	\$32,428	129	1.66	\$44,746	113	1.76	\$50,875	88	1.49	\$48,945	160	1.50	\$44,050
St. Rose-Rose de Lima	81	1.63	\$30,224	41	1.51	\$34,310	14	2.07	\$48,732	29	1.69	\$49,851	15	1.47	\$49,803
St. Rose-San Martin	63	1.76	\$28,837	26	1.77	\$38,162	25	1.72	\$44,150	40	1.73	\$46,884	51	1.41	\$42,063
St. Rose-Siena	58	1.43	\$30,122	34	2.00	\$34,321	33	1.85	\$41,615	41	2.27	\$51,439	53	1.72	\$49,867
Summerlin	173	2.36	\$35,612	139	2.42	\$38,927	148	2.21	\$42,682	130	1.57	\$46,974	236	1.61	\$51,719
Sunrise	233	1.78	\$39,174	218	2.38	\$50,351	217	2.53	\$53,655	211	2.44	\$56,883	181	2.26	\$61,576
UMC	267	1.95	\$21,381	175	1.87	\$21,888	111	2.12	\$28,905	96	1.89	\$33,598	105	2.24	\$36,452
Valley	312	1.62	\$33,997	216	2.10	\$43,341	185	1.87	\$41,826	123	2.01	\$47,239	172	1.77	\$51,953
<b>Total</b>	<b>2,311</b>	<b>1.79</b>	<b>\$32,521</b>	<b>1,624</b>	<b>1.98</b>	<b>\$39,998</b>	<b>1,500</b>	<b>1.93</b>	<b>\$42,503</b>	<b>1,484</b>	<b>1.89</b>	<b>\$45,244</b>	<b>1,823</b>	<b>1.77</b>	<b>\$47,417</b>
<b>Washoe</b>															
Carson Tahoe	61	1.75	\$20,266	87	1.29	\$15,904	126	1.26	\$17,665	154	1.50	\$19,257	74	1.64	\$19,654
Northern Nevada	11	1.18	\$23,724	6	1.50	\$35,902	6	1.00	\$30,171	12	1.83	\$41,058	13	1.15	\$43,521
Renown Regional	110	1.62	\$21,576	63	2.03	\$25,049	49	2.02	\$27,536	83	2.14	\$28,434	66	2.20	\$30,977
Renown S. Meadows	18	1.17	\$21,494	12	1.42	\$21,382	4	1.25	\$24,318	4	1.00	\$20,538	13	1.15	\$24,098
Saint Mary's	333	1.26	\$14,951	413	1.24	\$15,636	300	1.24	\$16,877	234	1.60	\$18,253	164	1.37	\$16,788
Sierra Surgery	0	0.00	\$0	0	0.00	\$0	0	0.00	\$0	0	0.00	\$0	0	0.00	\$0
<b>Total</b>	<b>533</b>	<b>1.39</b>	<b>\$17,329</b>	<b>581</b>	<b>1.34</b>	<b>\$17,024</b>	<b>485</b>	<b>1.32</b>	<b>\$18,385</b>	<b>487</b>	<b>1.66</b>	<b>\$20,886</b>	<b>330</b>	<b>1.58</b>	<b>\$21,609</b>
<b>Rural</b>															
Battle Mountain	1	2.00	\$2,735	0	0.00	\$0	1	1.00	\$3,051	0	0.00	\$0	0	0.00	\$0
Boulder City	3	1.00	\$19,145	2	2.00	\$9,044	1	1.00	\$6,233	2	1.50	\$8,096	1	1.00	\$7,223
Carson Valley	2	2.00	\$9,074	1	2.00	\$28,690	2	1.50	\$18,810	1	1.00	\$2,568	0	0.00	\$0
Churchill	18	1.50	\$13,538	11	1.55	\$13,446	2	1.00	\$11,049	1	2.00	\$12,211	1	1.00	\$19,760
Desert View	95	1.79	\$12,819	34	1.53	\$13,114	23	1.57	\$13,130	33	1.67	\$14,055	9	1.11	\$9,274
Grover C. Dils	0	0.00	\$0	0	0.00	\$0	0	0.00	\$0	0	0.00	\$0	0	0.00	\$0
Humboldt	28	1.54	\$13,671	16	1.94	\$15,153	2	2.00	\$16,068	6	1.83	\$15,636	3	1.67	\$17,134
Incline Village	0	0.00	\$0	0	0.00	\$0	0	0.00	\$0	0	0.00	\$0	0	0.00	\$0
Mesa View	2	1.00	\$4,226	3	1.33	\$5,499	1	2.00	\$19,911	2	1.50	\$13,501	1	1.00	\$10,744
Mount Grant	6	2.00	\$7,914	10	2.80	\$11,441	1	3.00	\$10,539	3	1.00	\$1,447	5	1.40	\$2,377
Northeastern	20	1.80	\$20,185	23	1.52	\$18,243	12	2.00	\$29,754	8	1.63	\$28,119	7	1.43	\$21,975
Nye	24	1.04	\$3,413	0	0.00	\$0	0	0.00	\$0	0	0.00	\$0	0	0.00	\$0
Pershing	0	0.00	\$0	0	0.00	\$0	0	0.00	\$0	1	2.00	\$4,634	0	0.00	\$0
South Lyon	0	0.00	\$0	0	0.00	\$0	2	2.00	\$7,710	2	13.00	\$19,367	0	0.00	\$0
William Bee Ririe	1	1.00	\$12,759	1	2.00	\$17,638	0	0.00	\$0	0	0.00	\$0	0	0.00	\$0
<b>Total</b>	<b>200</b>	<b>1.63</b>	<b>\$12,384</b>	<b>101</b>	<b>1.73</b>	<b>\$14,368</b>	<b>47</b>	<b>1.70</b>	<b>\$17,150</b>	<b>59</b>	<b>2.02</b>	<b>\$15,055</b>	<b>27</b>	<b>1.30</b>	<b>\$12,530</b>
<b>All Counties</b>	<b>3,044</b>	<b>1.71</b>	<b>\$28,537</b>	<b>2,306</b>	<b>1.81</b>	<b>\$33,087</b>	<b>2,032</b>	<b>1.78</b>	<b>\$36,160</b>	<b>2,030</b>	<b>1.84</b>	<b>\$38,523</b>	<b>2,180</b>	<b>1.73</b>	<b>\$43,079</b>

## Stomach, Esophageal & Duodenal Procedures (326-328)

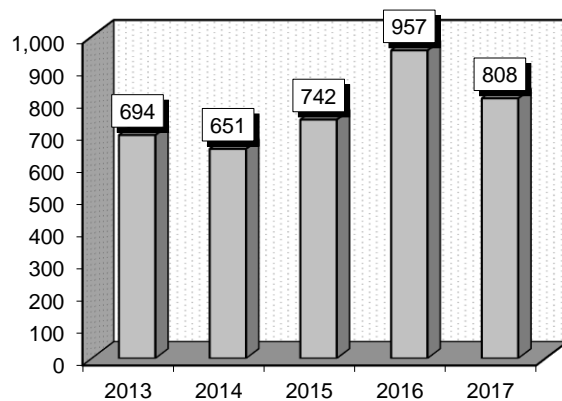
**Diagnoses:** that frequently accompanied Stomach, Esophageal & Duodenal Procedures were: 1) Unspecified essential hypertension (4019), 2) Hypopotassemia (2768), 3) Acute posthemorrhagic anemia (2851), 4) Other and unspecified hyperlipidemia (2724).

**Procedures:** that frequently accompanied Stomach, Esophageal & Duodenal Procedures were: 1) Venous catheterization, not elsewhere classified (3893), 2) Transfusion of packed cells (9904), 3) Parenteral infusion of concentrated nutritional substances (9915), 4) Laparoscopic procedures for creation of esophagogastric sphincteric competence (4467), 5) Laparoscopic repair of diaphragmatic hernia, abdominal approach (5371).

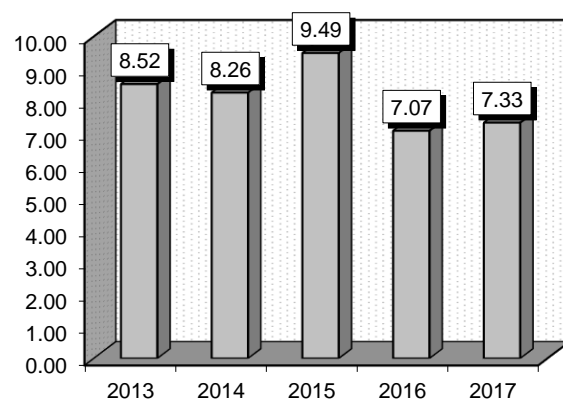
**Definitions: Esophagus:** The musculomembranous passage extending from the pharynx to the stomach. **Duodenal:** Refers to the duodenum, or the first part of the small intestine. **Jejunum:** The middle part of the small intestine, connecting the duodenum and the ileum. **Ileum:** The lower-third distal portion of the small intestine, extending from the jejunum to the cecum. **Cecum:** A pouchlike structure or cul-de-sac constituting the first part of the large intestine. It is inferior to the junction of the ascending colon and joins the ileum, the last segment of the small intestine, at the ileocecal valve. **Pyloric sphincter:** A sphincter at the opening from the stomach into the duodenum. It is usually closed, opening only for a moment when a peristaltic wave passes over it. **Pyloric stenosis:** A narrowing of the pyloric sphincter at the outlet of the stomach, causing an obstruction that blocks the flow of food into the small intestine. **Pyloromyotomy:** Longitudinal incision through the anterior wall of the pyloric canal to the level of the submucosa, to treat hypertrophic pyloric stenosis. **Anastomosis:** A connection made surgically between adjacent blood vessels, parts of the intestine, or other channels of the body, or the operation in which this is constructed.

Gender	2013			2014			2015			2016			2017		
	Cases	Avg LOS	Avg Bill	Cases	Avg LOS	Avg Bill	Cases	Avg LOS	Avg Bill	Cases	Avg LOS	Avg Bill	Cases	Avg LOS	Avg Bill
Male	327	9.99	\$150,956	287	8.66	\$148,774	345	9.65	\$175,270	477	7.43	\$138,654	353	7.67	\$168,204
Female	367	7.21	\$118,001	364	7.94	\$126,303	397	9.35	\$160,897	480	6.72	\$128,589	455	7.06	\$148,046
Age Group	Cases	Avg LOS	Avg Bill	Cases	Avg LOS	Avg Bill	Cases	Avg LOS	Avg Bill	Cases	Avg LOS	Avg Bill	Cases	Avg LOS	Avg Bill
0-17	84	8.26	\$99,918	80	7.45	\$71,812	90	9.64	\$120,821	70	5.27	\$69,212	76	7.63	\$119,522
18-35	57	6.42	\$101,361	40	6.50	\$100,855	51	5.94	\$121,296	71	7.54	\$137,466	68	4.94	\$111,030
36-49	91	10.12	\$157,108	107	8.57	\$141,830	111	9.00	\$181,694	115	5.57	\$118,430	116	7.07	\$160,496
50-64	213	7.95	\$127,228	180	9.14	\$158,376	202	10.12	\$181,753	258	7.94	\$158,989	219	7.33	\$155,426
65+	249	9.00	\$149,004	244	8.02	\$144,303	288	9.82	\$175,008	443	7.17	\$132,319	329	7.84	\$174,612
<b>Total</b>	<b>694</b>	<b>8.52</b>	<b>\$133,529</b>	<b>651</b>	<b>8.26</b>	<b>\$136,210</b>	<b>742</b>	<b>9.49</b>	<b>\$167,580</b>	<b>957</b>	<b>7.07</b>	<b>\$133,606</b>	<b>808</b>	<b>7.33</b>	<b>\$156,853</b>

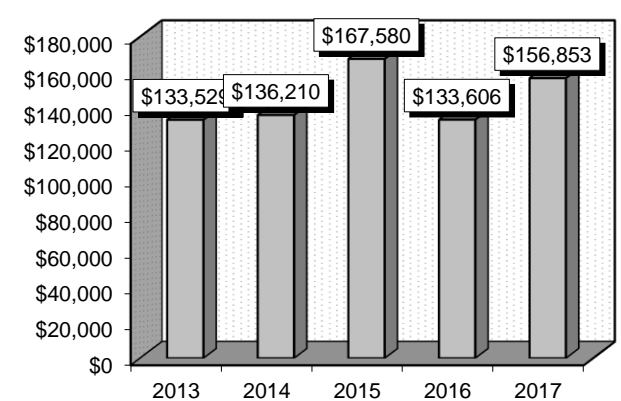
Patient Discharges (Cases)



Average Length of Stay (Avg LOS)



Average Billed Charges (Avg Bill)





County / Hospital	2013			2014			2015			2016			2017		
	Cases	Avg LOS	Avg Bill	Cases	Avg LOS	Avg Bill	Cases	Avg LOS	Avg Bill	Cases	Avg LOS	Avg Bill	Cases	Avg LOS	Avg Bill
<b>Clark</b>															
Centennial Hills	18	8.67	\$171,429	19	7.89	\$189,159	27	5.70	\$163,991	35	7.23	\$182,708	22	7.36	\$198,263
Desert Springs	35	11.31	\$211,636	29	10.86	\$212,238	32	12.53	\$256,985	43	6.84	\$171,664	47	5.53	\$139,624
Henderson Hospital	0	0.00	\$0	0	0.00	\$0	0	0.00	\$0	0	0.00	\$0	11	1.91	\$81,825
Mountain View	41	6.54	\$153,017	42	8.02	\$185,562	46	10.15	\$249,273	90	6.89	\$153,731	91	5.48	\$177,830
Mountain's Edge	0	0.00	\$0	0	0.00	\$0	0	0.00	\$0	0	0.00	\$0	0	0.00	\$0
North Vista	15	7.47	\$99,053	21	6.43	\$108,533	17	4.82	\$68,683	24	4.96	\$90,244	32	2.34	\$79,627
Southern Hills	11	7.64	\$144,299	6	17.50	\$400,312	9	15.00	\$342,393	20	7.75	\$137,536	10	19.00	\$385,811
Spring Valley	39	9.56	\$181,263	44	8.50	\$164,886	48	8.77	\$227,271	37	8.27	\$182,289	44	7.66	\$234,553
St. Rose-Rose de Lima	12	10.42	\$187,731	9	10.22	\$175,794	5	10.40	\$160,378	6	3.67	\$66,804	7	8.57	\$148,424
St. Rose-San Martin	36	9.44	\$142,220	21	10.52	\$166,138	26	10.27	\$151,365	37	11.95	\$191,286	33	8.52	\$156,346
St. Rose-Siena	36	11.08	\$155,314	37	10.38	\$146,919	40	11.45	\$166,113	36	9.25	\$155,805	32	8.59	\$168,757
Summerlin	52	6.13	\$140,215	35	7.69	\$210,309	32	8.44	\$206,575	58	6.33	\$150,476	61	5.49	\$157,983
Sunrise	78	10.97	\$175,015	78	8.10	\$136,526	100	11.69	\$232,478	138	7.93	\$161,453	78	10.72	\$254,149
UMC	67	10.72	\$141,454	65	10.22	\$126,097	61	16.66	\$253,338	73	9.11	\$180,233	76	11.26	\$205,562
Valley	28	10.54	\$217,284	25	11.12	\$270,216	23	11.13	\$289,392	42	9.29	\$227,599	26	10.42	\$236,312
<b>Total</b>	<b>468</b>	<b>9.49</b>	<b>\$163,198</b>	<b>431</b>	<b>9.18</b>	<b>\$169,251</b>	<b>466</b>	<b>11.05</b>	<b>\$220,227</b>	<b>639</b>	<b>7.92</b>	<b>\$166,017</b>	<b>570</b>	<b>7.82</b>	<b>\$188,700</b>
<b>Washoe</b>															
Carson Tahoe	15	8.13	\$97,979	18	9.11	\$103,584	33	5.79	\$74,224	43	5.79	\$69,664	30	7.13	\$102,195
Northern Nevada	27	5.56	\$90,780	16	4.94	\$72,704	21	4.19	\$82,010	27	4.89	\$99,856	21	4.62	\$108,592
Renown Regional	81	8.74	\$82,922	88	8.41	\$77,616	127	8.53	\$82,375	155	5.87	\$66,240	112	6.14	\$65,305
Renown S. Meadows	16	4.50	\$45,283	20	2.05	\$32,570	12	4.25	\$58,944	14	7.00	\$69,711	13	2.38	\$40,219
Saint Mary's	69	4.87	\$59,672	60	4.95	\$70,146	75	5.80	\$77,980	76	4.08	\$62,432	56	7.07	\$99,884
Sierra Surgery	6	3.50	\$33,192	6	2.33	\$26,486	3	2.00	\$22,003	0	0.00	\$0	0	0.00	\$0
<b>Total</b>	<b>214</b>	<b>6.58</b>	<b>\$73,264</b>	<b>208</b>	<b>6.42</b>	<b>\$71,524</b>	<b>271</b>	<b>6.84</b>	<b>\$78,432</b>	<b>315</b>	<b>5.39</b>	<b>\$68,824</b>	<b>232</b>	<b>6.15</b>	<b>\$80,935</b>
<b>Rural</b>															
Battle Mountain	0	0.00	\$0	0	0.00	\$0	0	0.00	\$0	0	0.00	\$0	0	0.00	\$0
Boulder City	0	0.00	\$0	0	0.00	\$0	0	0.00	\$0	0	0.00	\$0	0	0.00	\$0
Carson Valley	3	5.33	\$42,219	6	10.67	\$94,657	1	2.00	\$52,563	3	3.33	\$31,991	0	0.00	\$0
Churchill	1	15.00	\$100,187	2	3.00	\$38,547	1	12.00	\$102,854	0	0.00	\$0	0	0.00	\$0
Desert View	1	3.00	\$58,870	0	0.00	\$0	1	8.00	\$68,094	0	0.00	\$0	0	0.00	\$0
Grover C. Dils	0	0.00	\$0	0	0.00	\$0	0	0.00	\$0	0	0.00	\$0	0	0.00	\$0
Humboldt	1	7.00	\$72,281	4	3.75	\$50,842	2	8.50	\$119,987	0	0.00	\$0	3	7.33	\$72,953
Incline Village	0	0.00	\$0	0	0.00	\$0	0	0.00	\$0	0	0.00	\$0	0	0.00	\$0
Mesa View	1	3.00	\$28,665	0	0.00	\$0	0	0.00	\$0	0	0.00	\$0	1	10.00	\$86,103
Mount Grant	0	0.00	\$0	0	0.00	\$0	0	0.00	\$0	0	0.00	\$0	0	0.00	\$0
Northeastern	5	4.20	\$45,434	0	0.00	\$0	0	0.00	\$0	0	0.00	\$0	2	1.50	\$47,980
Nye	0	0.00	\$0	0	0.00	\$0	0	0.00	\$0	0	0.00	\$0	0	0.00	\$0
Pershing	0	0.00	\$0	0	0.00	\$0	0	0.00	\$0	0	0.00	\$0	0	0.00	\$0
South Lyon	0	0.00	\$0	0	0.00	\$0	0	0.00	\$0	0	0.00	\$0	0	0.00	\$0
William Bee Ririe	0	0.00	\$0	0	0.00	\$0	0	0.00	\$0	0	0.00	\$0	0	0.00	\$0
<b>Total</b>	<b>12</b>	<b>5.42</b>	<b>\$51,153</b>	<b>12</b>	<b>7.08</b>	<b>\$70,700</b>	<b>5</b>	<b>7.80</b>	<b>\$92,697</b>	<b>3</b>	<b>3.33</b>	<b>\$31,991</b>	<b>6</b>	<b>5.83</b>	<b>\$66,821</b>
<b>All Counties</b>	<b>694</b>	<b>8.52</b>	<b>\$133,529</b>	<b>651</b>	<b>8.26</b>	<b>\$136,210</b>	<b>742</b>	<b>9.49</b>	<b>\$167,580</b>	<b>957</b>	<b>7.07</b>	<b>\$133,606</b>	<b>808</b>	<b>7.33</b>	<b>\$156,853</b>

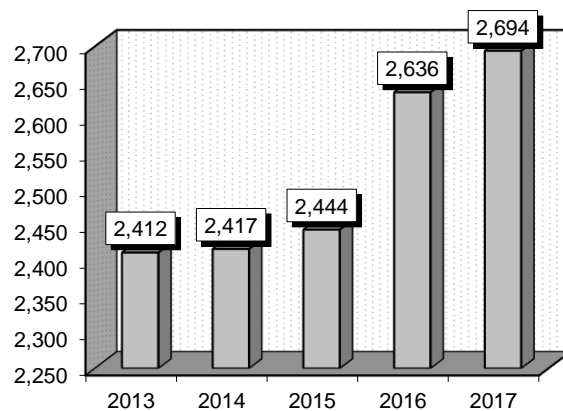
## Major Small & Large Bowel Procedures (329-331)

**Procedures:** that frequently accompanied Major Small & Large Bowel Procedures were: 1) Other lysis of peritoneal adhesions (5459), 2) Other partial resection of small intestine (4562), 3) Open and other right hemicolectomy (4573), 4) Transfusion of packed cells (9904), 5) Open and other sigmoidectomy (4576), 6) Laparoscopic right hemicolectomy (1733), 7) Other small-to-large intestinal anastomosis (4593), 8) Laparoscopic sigmoidectomy (1736), 9) Colostomy, not otherwise specified (4610).

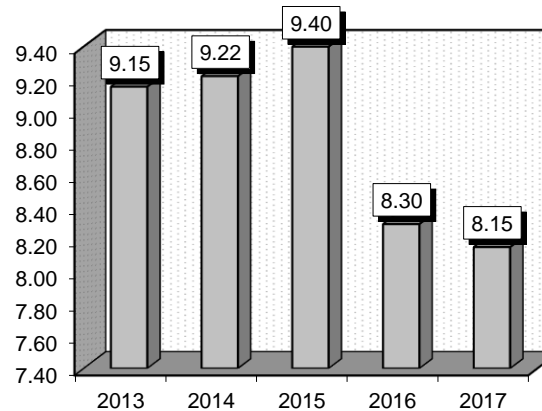
**Definitions:** **Sigmoidectomy:** Surgical removal of part or all of the sigmoid colon (usually to remove a malignant tumor). **Sigmoid colon:** The S-shaped part of the large intestine between the descending colon and rectum. **Hemicolectomy:** Surgical removal of the right or left side of the colon. **Excision:** Surgical removal by cutting. **Resection:** A procedure performed for the specific purpose of removal of a significant part of an organ or bodily structure; may be partial or complete. **Colostomy:** A surgical procedure where a portion of the large intestine is brought through the abdominal wall to carry stool out of the body. **Stoma:** An artificial opening between two cavities or canals, or between such and the surface of the body. **Lysis:** Destruction or decomposition, as of a cell or other substance, under influence of a specific agent. **Peritoneum:** The serous membrane lining the cavity of the abdomen and covering the abdominal organs. **Anastomosis:** A connection made surgically between adjacent blood vessels, parts of the intestine, or other channels of the body, or the operation in which this is constructed.

Gender	2013			2014			2015			2016			2017		
	Cases	Avg LOS	Avg Bill	Cases	Avg LOS	Avg Bill	Cases	Avg LOS	Avg Bill	Cases	Avg LOS	Avg Bill	Cases	Avg LOS	Avg Bill
Male	1,076	9.33	\$137,304	1,129	9.07	\$140,771	1,182	9.13	\$160,546	1,256	8.38	\$149,239	1,348	8.74	\$170,098
Female	1,336	9.01	\$127,811	1,288	9.34	\$144,814	1,262	9.65	\$162,774	1,380	8.22	\$148,861	1,346	7.57	\$146,428
Age Group	Cases	Avg LOS	Avg Bill	Cases	Avg LOS	Avg Bill	Cases	Avg LOS	Avg Bill	Cases	Avg LOS	Avg Bill	Cases	Avg LOS	Avg Bill
0-17	53	10.42	\$111,098	72	15.74	\$188,855	53	12.64	\$148,479	70	12.10	\$157,328	81	10.70	\$201,675
18-35	121	7.80	\$98,755	151	9.51	\$142,238	145	9.71	\$177,838	153	8.49	\$143,479	193	9.10	\$166,896
36-49	302	7.89	\$112,084	293	8.69	\$134,700	326	9.13	\$153,777	318	7.74	\$135,764	358	7.70	\$153,455
50-64	765	9.82	\$138,509	808	8.88	\$133,744	804	8.56	\$153,046	863	7.91	\$147,484	827	7.58	\$144,422
65+	1,171	9.12	\$137,359	1,093	9.14	\$148,987	1,116	9.89	\$168,773	1,232	8.47	\$153,779	1,235	8.36	\$164,748
<b>Total</b>	<b>2,412</b>	<b>9.15</b>	<b>\$132,046</b>	<b>2,417</b>	<b>9.22</b>	<b>\$142,925</b>	<b>2,444</b>	<b>9.40</b>	<b>\$161,696</b>	<b>2,636</b>	<b>8.30</b>	<b>\$149,041</b>	<b>2,694</b>	<b>8.15</b>	<b>\$158,272</b>

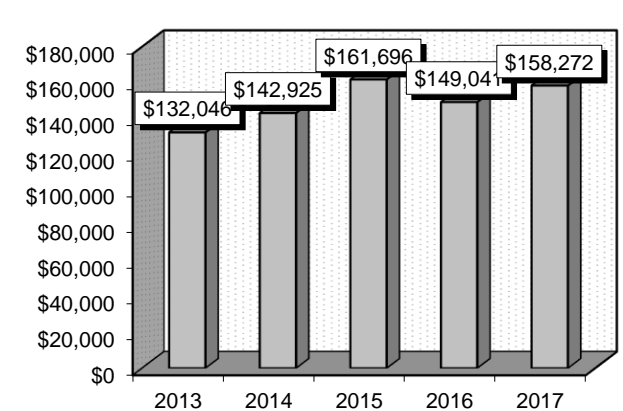
**Patient Discharges (Cases)**



**Average Length of Stay (Avg LOS)**



**Average Billed Charges (Avg Bill)**



County / Hospital	2013			2014			2015			2016			2017		
	Cases	Avg LOS	Avg Bill	Cases	Avg LOS	Avg Bill	Cases	Avg LOS	Avg Bill	Cases	Avg LOS	Avg Bill	Cases	Avg LOS	Avg Bill
<b>Clark</b>															
Centennial Hills	75	8.23	\$171,027	75	9.00	\$186,890	75	9.49	\$215,952	98	9.08	\$210,372	97	9.22	\$228,816
Desert Springs	78	12.01	\$211,727	77	12.04	\$225,147	84	10.11	\$213,675	91	8.98	\$202,448	98	10.10	\$231,408
Henderson Hospital	0	0.00	\$0	0	0.00	\$0	0	0.00	\$0	4	4.75	\$110,718	40	6.78	\$190,900
Mountain View	276	9.13	\$155,849	280	8.16	\$151,313	293	9.62	\$198,124	277	8.78	\$172,219	223	7.95	\$167,278
Mountain's Edge	0	0.00	\$0	0	0.00	\$0	0	0.00	\$0	0	0.00	\$0	0	0.00	\$0
North Vista	26	10.88	\$145,258	39	12.31	\$141,504	17	7.35	\$85,516	24	8.79	\$128,372	10	8.20	\$130,214
Southern Hills	73	9.37	\$149,401	80	11.31	\$190,745	64	13.50	\$234,285	82	9.02	\$143,500	80	9.63	\$179,989
Spring Valley	164	7.36	\$122,377	174	8.38	\$157,667	190	8.39	\$189,629	168	6.97	\$146,358	169	7.75	\$162,068
St. Rose-Rose de Lima	43	10.40	\$143,899	37	9.70	\$151,152	43	10.02	\$165,839	27	8.41	\$138,362	38	8.34	\$146,738
St. Rose-San Martin	118	9.01	\$132,525	104	9.02	\$135,345	116	10.03	\$146,695	110	7.94	\$133,482	130	6.83	\$132,135
St. Rose-Siena	160	8.94	\$117,108	165	9.45	\$124,766	153	9.42	\$134,246	159	9.92	\$155,069	171	8.98	\$158,787
Summerlin	166	10.01	\$203,632	154	10.51	\$217,800	133	9.43	\$217,075	188	9.59	\$213,576	224	7.47	\$206,790
Sunrise	167	10.95	\$190,341	228	10.14	\$196,814	222	11.71	\$224,569	228	9.59	\$206,623	216	9.35	\$224,679
UMC	220	10.76	\$143,401	195	11.55	\$150,000	220	11.30	\$193,770	220	10.29	\$182,137	260	10.41	\$207,863
Valley	94	10.09	\$182,220	97	10.53	\$210,160	129	9.85	\$217,025	197	8.64	\$195,620	190	8.10	\$190,354
<b>Total</b>	<b>1,660</b>	<b>9.63</b>	<b>\$157,794</b>	<b>1,705</b>	<b>9.85</b>	<b>\$170,228</b>	<b>1,739</b>	<b>10.13</b>	<b>\$194,774</b>	<b>1,873</b>	<b>9.03</b>	<b>\$179,160</b>	<b>1,946</b>	<b>8.62</b>	<b>\$189,040</b>
<b>Washoe</b>															
Carson Tahoe	72	9.01	\$98,522	79	8.58	\$88,354	96	7.08	\$71,925	108	6.77	\$71,780	125	6.90	\$69,853
Northern Nevada	31	8.39	\$99,795	44	9.34	\$123,619	49	8.69	\$116,138	41	7.76	\$118,675	35	6.14	\$123,505
Renown Regional	354	8.65	\$73,296	345	7.72	\$70,950	341	8.07	\$76,555	397	6.44	\$70,133	406	7.09	\$76,491
Renown S. Meadows	41	7.00	\$61,607	13	8.54	\$73,760	23	6.65	\$66,155	34	6.85	\$76,964	21	7.00	\$72,548
Saint Mary's	161	7.98	\$77,903	134	7.43	\$85,372	140	7.21	\$90,750	133	5.92	\$80,815	118	6.37	\$81,690
Sierra Surgery	35	4.77	\$37,286	26	4.35	\$39,923	4	2.75	\$31,919	0	0.00	\$0	0	0.00	\$0
<b>Total</b>	<b>694</b>	<b>8.23</b>	<b>\$75,659</b>	<b>641</b>	<b>7.76</b>	<b>\$78,524</b>	<b>653</b>	<b>7.71</b>	<b>\$81,248</b>	<b>713</b>	<b>6.49</b>	<b>\$75,492</b>	<b>705</b>	<b>6.89</b>	<b>\$78,401</b>
<b>Rural</b>															
Battle Mountain	0	0.00	\$0	0	0.00	\$0	0	0.00	\$0	0	0.00	\$0	0	0.00	\$0
Boulder City	0	0.00	\$0	0	0.00	\$0	0	0.00	\$0	0	0.00	\$0	0	0.00	\$0
Carson Valley	13	7.38	\$99,825	24	7.67	\$74,669	12	6.08	\$58,275	17	7.82	\$80,291	21	8.00	\$75,661
Churchill	10	5.40	\$53,232	14	8.93	\$78,063	15	6.13	\$64,036	9	4.11	\$46,607	4	8.00	\$62,616
Desert View	4	7.50	\$87,325	2	2.50	\$58,915	2	4.50	\$89,810	2	5.00	\$121,298	0	0.00	\$0
Grover C. Dils	0	0.00	\$0	0	0.00	\$0	0	0.00	\$0	0	0.00	\$0	0	0.00	\$0
Humboldt	7	6.86	\$51,584	7	7.71	\$55,290	8	8.50	\$82,397	6	7.00	\$66,388	8	8.38	\$77,418
Incline Village	0	0.00	\$0	0	0.00	\$0	0	0.00	\$0	0	0.00	\$0	0	0.00	\$0
Mesa View	7	6.00	\$48,642	5	4.20	\$36,364	7	7.14	\$70,442	9	7.11	\$61,342	6	6.83	\$68,264
Mount Grant	0	0.00	\$0	0	0.00	\$0	0	0.00	\$0	0	0.00	\$0	0	0.00	\$0
Northeastern	17	5.65	\$68,664	19	6.37	\$68,769	8	4.38	\$53,524	7	6.57	\$71,675	4	8.75	\$92,626
Nye	0	0.00	\$0	0	0.00	\$0	0	0.00	\$0	0	0.00	\$0	0	0.00	\$0
Pershing	0	0.00	\$0	0	0.00	\$0	0	0.00	\$0	0	0.00	\$0	0	0.00	\$0
South Lyon	0	0.00	\$0	0	0.00	\$0	0	0.00	\$0	0	0.00	\$0	0	0.00	\$0
William Bee Ririe	0	0.00	\$0	0	0.00	\$0	0	0.00	\$0	0	0.00	\$0	0	0.00	\$0
<b>Total</b>	<b>58</b>	<b>6.31</b>	<b>\$69,797</b>	<b>71</b>	<b>7.18</b>	<b>\$68,708</b>	<b>52</b>	<b>6.29</b>	<b>\$65,768</b>	<b>50</b>	<b>6.64</b>	<b>\$69,583</b>	<b>43</b>	<b>7.98</b>	<b>\$75,320</b>
<b>All Counties</b>	<b>2,412</b>	<b>9.15</b>	<b>\$132,046</b>	<b>2,417</b>	<b>9.22</b>	<b>\$142,925</b>	<b>2,444</b>	<b>9.40</b>	<b>\$161,696</b>	<b>2,636</b>	<b>8.30</b>	<b>\$149,041</b>	<b>2,694</b>	<b>8.15</b>	<b>\$158,272</b>

### Rectal Resection (332-334)

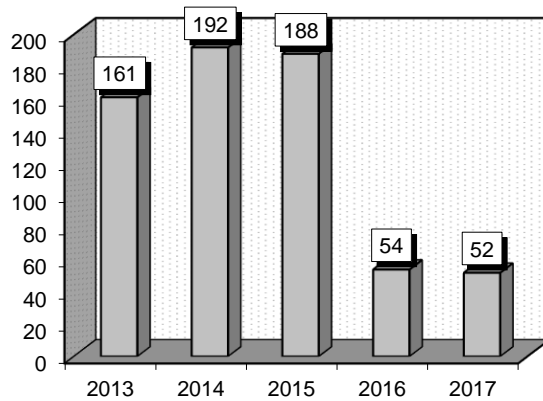
**Procedures:** that frequently accompanied Rectal Resection were: 1) Other anterior resection of rectum (4863), 2) Laparoscopic robotic assisted procedure (1742), 3) Rigid proctosigmoidoscopy (4823), 4) Transfusion of packed cells (9904).

**Definitions: Resection:** A procedure performed for the specific purpose of removal of a significant part of an organ or bodily structure; may be partial or complete. **Proctosigmoidoscopy:** An examination of the rectum and the lower part of the colon using a thin, lighted instrument called a sigmoidoscope. **Transfusion:** Transfer of blood or a blood component from one person (donor) to another (recipient). **Anterior:** Denoting the front surface of the body; often used to indicate the position of one structure relative to another, that is, situated nearer the front part of the body. **Colostomy:** A surgical procedure where a portion of the large intestine is brought through the abdominal wall to carry stool out of the body. **Stoma:** An artificial opening between two cavities or canals, or between such and the surface of the body. **Lysis:** Destruction or decomposition, as of a cell or other substance, under influence of a specific agent. **Peritoneum:** The serous membrane lining the cavity of the abdomen and covering the abdominal organs.

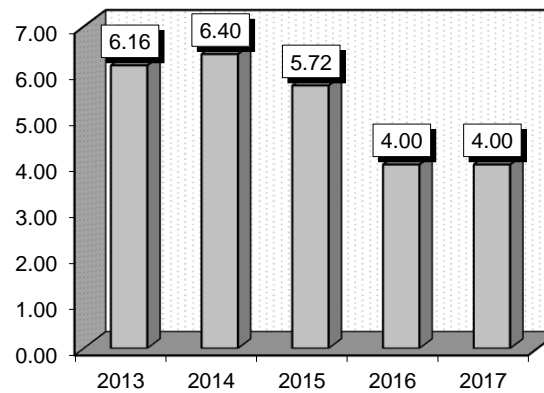
**Comment:** Rectal resections are performed to repair damage caused to the rectum by diseases of the lower intestinal tract.

Gender	2013			2014			2015			2016			2017		
	Cases	Avg LOS	Avg Bill	Cases	Avg LOS	Avg Bill	Cases	Avg LOS	Avg Bill	Cases	Avg LOS	Avg Bill	Cases	Avg LOS	Avg Bill
Male	76	6.88	\$102,301	88	6.39	\$119,160	92	6.68	\$123,471	17	4.00	\$97,164	19	4.32	\$97,169
Female	85	5.51	\$87,905	104	6.41	\$107,720	96	4.79	\$88,434	37	4.00	\$80,433	33	3.82	\$95,736
Age Group	Cases	Avg LOS	Avg Bill	Cases	Avg LOS	Avg Bill	Cases	Avg LOS	Avg Bill	Cases	Avg LOS	Avg Bill	Cases	Avg LOS	Avg Bill
0-17	8	4.50	\$42,126	9	9.00	\$111,318	11	3.45	\$44,816	11	4.18	\$64,122	11	3.73	\$70,626
18-35	2	4.00	\$65,797	3	3.67	\$69,732	4	4.75	\$127,230	3	7.33	\$135,308	1	6.00	\$135,500
36-49	14	6.86	\$88,107	15	5.67	\$96,176	23	5.22	\$105,014	3	2.67	\$48,292	6	8.00	\$157,421
50-64	50	6.24	\$101,205	79	6.28	\$126,625	56	4.95	\$95,126	14	4.86	\$102,960	10	3.40	\$99,329
65+	87	6.20	\$97,522	86	6.47	\$105,022	94	6.61	\$118,135	23	3.13	\$83,924	24	3.29	\$89,804
<b>Total</b>	<b>161</b>	<b>6.16</b>	<b>\$94,700</b>	<b>192</b>	<b>6.40</b>	<b>\$112,963</b>	<b>188</b>	<b>5.72</b>	<b>\$105,580</b>	<b>54</b>	<b>4.00</b>	<b>\$85,700</b>	<b>52</b>	<b>4.00</b>	<b>\$96,259</b>

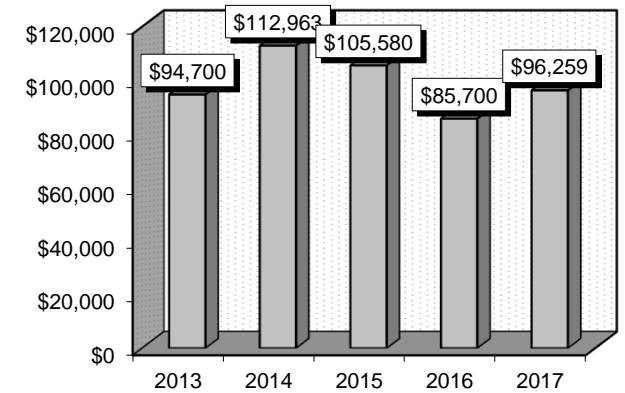
Patient Discharges (Cases)



Average Length of Stay (Avg LOS)



Average Billed Charges (Avg Bill)



County / Hospital	2013			2014			2015			2016			2017		
	Cases	Avg LOS	Avg Bill	Cases	Avg LOS	Avg Bill	Cases	Avg LOS	Avg Bill	Cases	Avg LOS	Avg Bill	Cases	Avg LOS	Avg Bill
<b>Clark</b>															
Centennial Hills	0	0.00	\$0	0	0.00	\$0	0	0.00	\$0	0	0.00	\$0	0	0.00	\$0
Desert Springs	1	20.00	\$204,932	1	21.00	\$290,460	0	0.00	\$0	0	0.00	\$0	0	0.00	\$0
Henderson Hospital	0	0.00	\$0	0	0.00	\$0	0	0.00	\$0	0	0.00	\$0	0	0.00	\$0
Mountain View	38	5.97	\$108,754	30	7.37	\$145,257	31	7.06	\$147,718	9	4.89	\$106,825	5	3.80	\$103,664
Mountain's Edge	0	0.00	\$0	0	0.00	\$0	0	0.00	\$0	0	0.00	\$0	0	0.00	\$0
North Vista	0	0.00	\$0	2	5.00	\$78,827	0	0.00	\$0	0	0.00	\$0	0	0.00	\$0
Southern Hills	6	5.33	\$81,167	2	5.50	\$90,180	1	2.00	\$40,148	0	0.00	\$0	0	0.00	\$0
Spring Valley	8	5.75	\$93,436	19	7.37	\$121,017	15	6.00	\$122,199	1	3.00	\$70,276	3	6.33	\$119,343
St. Rose-Rose de Lima	3	7.00	\$121,781	1	6.00	\$97,982	1	10.00	\$136,404	0	0.00	\$0	0	0.00	\$0
St. Rose-San Martin	11	5.27	\$99,502	18	4.61	\$102,629	13	5.23	\$111,582	4	5.25	\$142,673	2	4.00	\$95,642
St. Rose-Siena	9	5.78	\$88,138	4	15.50	\$206,535	3	8.00	\$112,685	1	3.00	\$100,354	0	0.00	\$0
Summerlin	9	8.33	\$195,795	12	10.33	\$165,584	4	4.25	\$101,784	4	4.00	\$104,045	5	2.40	\$93,353
Sunrise	7	9.86	\$168,207	19	4.53	\$126,455	14	6.21	\$134,493	7	4.14	\$99,341	12	5.75	\$136,201
UMC	11	8.09	\$105,445	15	7.20	\$161,453	13	8.69	\$204,960	8	2.38	\$78,266	5	3.40	\$97,926
Valley	4	8.00	\$167,747	3	4.67	\$138,431	12	3.75	\$88,663	3	2.33	\$59,524	7	3.29	\$94,154
<b>Total</b>	<b>107</b>	<b>6.74</b>	<b>\$117,716</b>	<b>126</b>	<b>7.03</b>	<b>\$137,172</b>	<b>107</b>	<b>6.31</b>	<b>\$134,541</b>	<b>37</b>	<b>3.84</b>	<b>\$97,811</b>	<b>39</b>	<b>4.28</b>	<b>\$110,706</b>
<b>Washoe</b>															
Carson Tahoe	2	11.00	\$84,172	7	8.86	\$80,184	16	8.13	\$72,974	2	6.00	\$57,001	1	3.00	\$37,987
Northern Nevada	2	8.00	\$75,055	1	17.00	\$164,132	1	11.00	\$162,157	0	0.00	\$0	0	0.00	\$0
Renown Regional	37	4.19	\$44,437	33	5.09	\$55,170	37	4.38	\$49,800	12	3.50	\$42,297	7	3.29	\$44,400
Renown S. Meadows	0	0.00	\$0	0	0.00	\$0	0	0.00	\$0	0	0.00	\$0	0	0.00	\$0
Saint Mary's	9	4.33	\$56,956	18	3.22	\$79,244	25	3.32	\$85,851	3	6.67	\$129,082	4	3.25	\$74,803
Sierra Surgery	4	9.50	\$43,970	4	4.25	\$38,692	0	0.00	\$0	0	0.00	\$0	0	0.00	\$0
<b>Total</b>	<b>54</b>	<b>5.00</b>	<b>\$49,095</b>	<b>63</b>	<b>5.11</b>	<b>\$65,511</b>	<b>79</b>	<b>4.89</b>	<b>\$67,325</b>	<b>17</b>	<b>4.35</b>	<b>\$59,342</b>	<b>12</b>	<b>3.25</b>	<b>\$54,000</b>
<b>Rural</b>															
Battle Mountain	0	0.00	\$0	0	0.00	\$0	0	0.00	\$0	0	0.00	\$0	0	0.00	\$0
Boulder City	0	0.00	\$0	0	0.00	\$0	0	0.00	\$0	0	0.00	\$0	0	0.00	\$0
Carson Valley	0	0.00	\$0	1	5.00	\$58,097	1	5.00	\$57,096	0	0.00	\$0	0	0.00	\$0
Churchill	0	0.00	\$0	0	0.00	\$0	1	9.00	\$77,379	0	0.00	\$0	0	0.00	\$0
Desert View	0	0.00	\$0	1	10.00	\$148,936	0	0.00	\$0	0	0.00	\$0	0	0.00	\$0
Grover C. Dils	0	0.00	\$0	0	0.00	\$0	0	0.00	\$0	0	0.00	\$0	0	0.00	\$0
Humboldt	0	0.00	\$0	0	0.00	\$0	0	0.00	\$0	0	0.00	\$0	1	2.00	\$39,979
Incline Village	0	0.00	\$0	0	0.00	\$0	0	0.00	\$0	0	0.00	\$0	0	0.00	\$0
Mesa View	0	0.00	\$0	0	0.00	\$0	0	0.00	\$0	0	0.00	\$0	0	0.00	\$0
Mount Grant	0	0.00	\$0	0	0.00	\$0	0	0.00	\$0	0	0.00	\$0	0	0.00	\$0
Northeastern	0	0.00	\$0	1	6.00	\$71,050	0	0.00	\$0	0	0.00	\$0	0	0.00	\$0
Nye	0	0.00	\$0	0	0.00	\$0	0	0.00	\$0	0	0.00	\$0	0	0.00	\$0
Pershing	0	0.00	\$0	0	0.00	\$0	0	0.00	\$0	0	0.00	\$0	0	0.00	\$0
South Lyon	0	0.00	\$0	0	0.00	\$0	0	0.00	\$0	0	0.00	\$0	0	0.00	\$0
William Bee Ririe	0	0.00	\$0	0	0.00	\$0	0	0.00	\$0	0	0.00	\$0	0	0.00	\$0
<b>Total</b>	<b>0</b>	<b>0.00</b>	<b>\$0</b>	<b>3</b>	<b>7.00</b>	<b>\$92,694</b>	<b>2</b>	<b>7.00</b>	<b>\$67,238</b>	<b>0</b>	<b>0.00</b>	<b>\$0</b>	<b>1</b>	<b>2.00</b>	<b>\$39,979</b>
<b>All Counties</b>	<b>161</b>	<b>6.16</b>	<b>\$94,700</b>	<b>192</b>	<b>6.40</b>	<b>\$112,963</b>	<b>188</b>	<b>5.72</b>	<b>\$105,580</b>	<b>54</b>	<b>4.00</b>	<b>\$85,700</b>	<b>52</b>	<b>4.00</b>	<b>\$96,259</b>

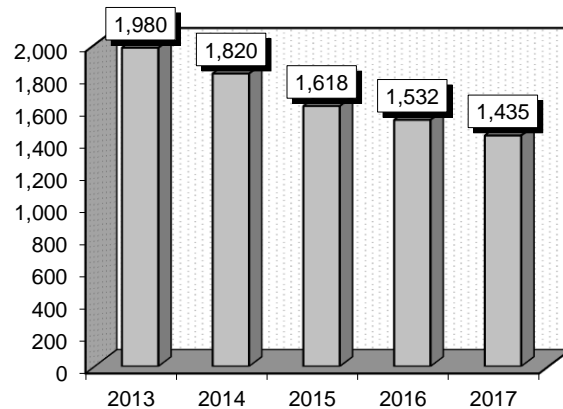
## Appendectomy (338-343)

**Procedures:** that frequently accompanied Appendectomy were: 1) Percutaneous abdominal drainage (5491), 2) Venous catheterization, not elsewhere classified (3893), 3) Parenteral infusion of concentrated nutritional substances (9915), 4) Peritoneal lavage (5425), 5) Insertion of other (nasog)astric tube (9607).

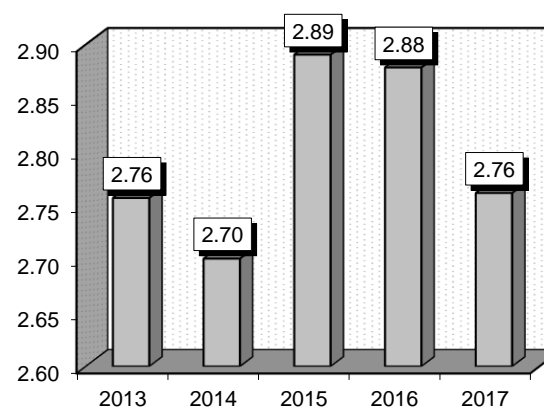
**Definitions: Appendectomy:** The surgical removal of the appendix. **Appendicitis:** Inflammation of the appendix. **Peritoneum:** The serous membrane lining the cavity of the abdomen and covering the abdominal organs. **Peritonitis:** Inflammation of the peritoneum.

Gender	2013			2014			2015			2016			2017		
	Cases	Avg LOS	Avg Bill	Cases	Avg LOS	Avg Bill	Cases	Avg LOS	Avg Bill	Cases	Avg LOS	Avg Bill	Cases	Avg LOS	Avg Bill
Male	1,071	2.90	\$50,881	983	2.79	\$51,934	918	2.99	\$59,110	857	2.85	\$63,771	792	2.87	\$67,531
Female	909	2.58	\$49,089	837	2.59	\$52,341	700	2.76	\$58,680	675	2.92	\$63,840	643	2.63	\$67,308
Age Group	Cases	Avg LOS	Avg Bill	Cases	Avg LOS	Avg Bill	Cases	Avg LOS	Avg Bill	Cases	Avg LOS	Avg Bill	Cases	Avg LOS	Avg Bill
0-17	469	3.35	\$44,855	501	3.30	\$47,228	461	3.69	\$52,393	470	3.47	\$58,433	464	3.34	\$63,110
18-35	602	1.96	\$44,379	516	1.92	\$47,973	453	1.88	\$53,301	397	2.16	\$58,280	365	2.09	\$63,078
36-49	399	2.47	\$51,048	349	2.24	\$51,898	264	2.42	\$61,461	258	2.42	\$67,643	222	2.46	\$70,013
50-64	313	2.88	\$55,202	299	2.80	\$56,189	284	2.96	\$66,546	234	3.14	\$72,735	222	2.86	\$72,822
65+	197	4.19	\$69,629	155	4.21	\$74,405	156	4.12	\$76,380	173	3.24	\$73,247	162	2.89	\$78,689
<b>Total</b>	<b>1,980</b>	<b>2.76</b>	<b>\$50,059</b>	<b>1,820</b>	<b>2.70</b>	<b>\$52,121</b>	<b>1,618</b>	<b>2.89</b>	<b>\$58,924</b>	<b>1,532</b>	<b>2.88</b>	<b>\$63,802</b>	<b>1,435</b>	<b>2.76</b>	<b>\$67,431</b>

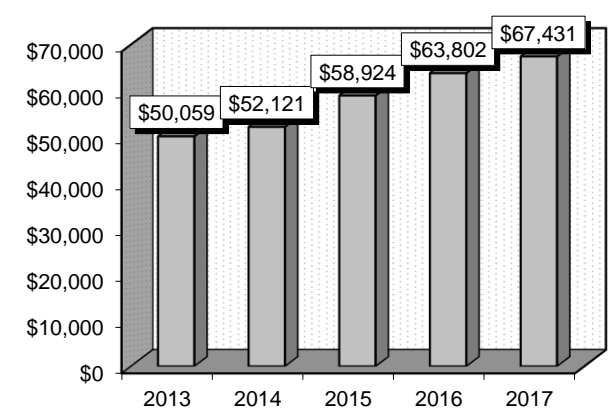
Patient Discharges (Cases)



Average Length of Stay (Avg LOS)



Average Billed Charges (Avg Bill)



County / Hospital	2013			2014			2015			2016			2017		
	Cases	Avg LOS	Avg Bill	Cases	Avg LOS	Avg Bill	Cases	Avg LOS	Avg Bill	Cases	Avg LOS	Avg Bill	Cases	Avg LOS	Avg Bill
<b>Clark</b>															
Centennial Hills	121	1.90	\$56,864	98	2.45	\$61,668	88	1.92	\$63,249	89	2.26	\$77,281	79	1.77	\$76,935
Desert Springs	83	3.28	\$76,372	92	2.77	\$74,145	76	2.63	\$77,506	78	2.53	\$82,885	64	2.20	\$86,989
Henderson Hospital	0	0.00	\$0	0	0.00	\$0	0	0.00	\$0	7	1.43	\$71,182	27	1.67	\$77,304
Mountain View	82	3.01	\$59,587	97	2.44	\$58,543	90	2.29	\$64,511	74	2.80	\$77,223	51	1.98	\$79,044
Mountain's Edge	0	0.00	\$0	0	0.00	\$0	0	0.00	\$0	0	0.00	\$0	0	0.00	\$0
North Vista	27	1.93	\$38,466	25	2.28	\$41,713	52	1.25	\$36,190	36	1.28	\$57,028	34	1.65	\$65,770
Southern Hills	40	2.50	\$53,309	49	2.59	\$57,561	61	2.77	\$64,286	49	2.18	\$62,347	43	2.84	\$78,655
Spring Valley	125	2.26	\$52,053	103	1.96	\$60,600	107	1.89	\$67,266	72	1.82	\$68,853	89	2.52	\$82,390
St. Rose-Rose de Lima	68	2.71	\$56,069	38	3.05	\$61,494	26	3.27	\$72,685	28	3.18	\$75,633	14	2.21	\$75,669
St. Rose-San Martin	50	2.72	\$58,183	34	2.76	\$60,384	26	3.85	\$80,797	26	4.00	\$88,779	22	3.27	\$71,921
St. Rose-Siena	148	3.32	\$63,018	123	3.28	\$61,692	101	4.56	\$72,579	97	3.28	\$71,523	59	3.00	\$78,524
Summerlin	178	2.89	\$65,017	170	2.47	\$59,232	141	2.88	\$69,588	161	2.83	\$76,159	190	2.80	\$81,163
Sunrise	185	4.41	\$61,514	212	4.25	\$65,378	221	3.92	\$67,745	205	3.98	\$75,548	197	3.86	\$75,412
UMC	247	2.97	\$43,218	200	2.93	\$44,854	168	3.93	\$61,506	141	4.13	\$68,675	143	3.83	\$72,815
Valley	78	2.31	\$55,208	53	2.91	\$78,653	53	2.70	\$73,423	60	2.08	\$68,311	47	2.72	\$83,150
<b>Total</b>	<b>1,432</b>	<b>2.96</b>	<b>\$57,099</b>	<b>1,294</b>	<b>2.93</b>	<b>\$60,043</b>	<b>1,210</b>	<b>3.09</b>	<b>\$66,605</b>	<b>1,123</b>	<b>3.02</b>	<b>\$73,478</b>	<b>1,059</b>	<b>2.91</b>	<b>\$77,986</b>
<b>Washoe</b>															
Carson Tahoe	69	1.75	\$31,894	71	2.32	\$34,752	66	2.29	\$39,690	63	1.98	\$37,950	76	1.88	\$32,670
Northern Nevada	57	2.09	\$40,559	53	1.83	\$40,621	47	1.74	\$44,269	38	3.74	\$49,410	25	1.88	\$55,289
Renown Regional	129	2.75	\$31,174	99	2.83	\$31,690	112	2.96	\$33,074	123	2.97	\$36,162	124	2.85	\$37,843
Renown S. Meadows	22	2.36	\$34,004	17	1.82	\$30,048	21	2.76	\$36,607	24	1.88	\$37,089	27	1.74	\$34,707
Saint Mary's	145	1.88	\$31,858	182	1.71	\$32,743	113	1.72	\$34,880	99	2.02	\$36,319	71	2.01	\$37,897
Sierra Surgery	0	0.00	\$0	0	0.00	\$0	0	0.00	\$0	0	0.00	\$0	0	0.00	\$0
<b>Total</b>	<b>422</b>	<b>2.18</b>	<b>\$32,942</b>	<b>422</b>	<b>2.10</b>	<b>\$33,715</b>	<b>359</b>	<b>2.28</b>	<b>\$36,531</b>	<b>347</b>	<b>2.53</b>	<b>\$38,046</b>	<b>323</b>	<b>2.27</b>	<b>\$37,726</b>
<b>Rural</b>															
Battle Mountain	0	0.00	\$0	0	0.00	\$0	0	0.00	\$0	0	0.00	\$0	0	0.00	\$0
Boulder City	0	0.00	\$0	0	0.00	\$0	0	0.00	\$0	0	0.00	\$0	0	0.00	\$0
Carson Valley	10	2.90	\$29,896	8	2.38	\$24,242	1	1.00	\$24,568	11	1.64	\$22,120	12	2.00	\$24,332
Churchill	29	1.52	\$25,783	25	1.64	\$25,932	15	2.67	\$32,227	1	3.00	\$35,266	2	4.00	\$39,361
Desert View	0	0.00	\$0	0	0.00	\$0	0	0.00	\$0	0	0.00	\$0	0	0.00	\$0
Grover C. Dils	0	0.00	\$0	0	0.00	\$0	0	0.00	\$0	0	0.00	\$0	0	0.00	\$0
Humboldt	12	3.00	\$26,319	13	2.62	\$23,277	5	2.60	\$24,184	7	3.00	\$38,185	3	1.33	\$35,393
Incline Village	0	0.00	\$0	0	0.00	\$0	0	0.00	\$0	0	0.00	\$0	0	0.00	\$0
Mesa View	8	3.00	\$29,943	2	3.00	\$36,974	0	0.00	\$0	0	0.00	\$0	0	0.00	\$0
Mount Grant	0	0.00	\$0	0	0.00	\$0	0	0.00	\$0	0	0.00	\$0	0	0.00	\$0
Northeastern	60	2.50	\$27,255	49	2.53	\$30,904	25	2.64	\$36,611	36	2.39	\$34,719	29	3.48	\$44,559
Nye	0	0.00	\$0	0	0.00	\$0	0	0.00	\$0	0	0.00	\$0	0	0.00	\$0
Pershing	0	0.00	\$0	0	0.00	\$0	0	0.00	\$0	0	0.00	\$0	0	0.00	\$0
South Lyon	0	0.00	\$0	0	0.00	\$0	0	0.00	\$0	0	0.00	\$0	0	0.00	\$0
William Bee Ririe	7	2.57	\$30,236	7	2.00	\$29,234	3	2.33	\$29,188	7	2.29	\$32,980	7	2.29	\$31,681
<b>Total</b>	<b>126</b>	<b>2.39</b>	<b>\$27,373</b>	<b>104</b>	<b>2.29</b>	<b>\$28,247</b>	<b>49</b>	<b>2.59</b>	<b>\$33,301</b>	<b>62</b>	<b>2.32</b>	<b>\$32,688</b>	<b>53</b>	<b>2.89</b>	<b>\$37,564</b>
<b>All Counties</b>	<b>1,980</b>	<b>2.76</b>	<b>\$50,059</b>	<b>1,820</b>	<b>2.70</b>	<b>\$52,121</b>	<b>1,618</b>	<b>2.89</b>	<b>\$58,924</b>	<b>1,532</b>	<b>2.88</b>	<b>\$63,802</b>	<b>1,435</b>	<b>2.76</b>	<b>\$67,431</b>

### Minor Small & Large Bowel Procedures (344-346)

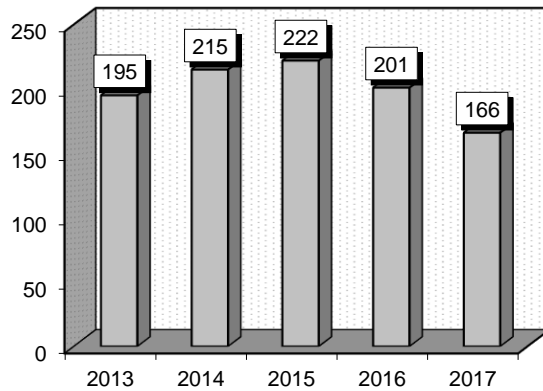
**Procedures:** that frequently accompanied Minor Small & Large Bowel Procedures were: 1) Closure of stoma of large intestine (4652), 2) Venous catheterization, not elsewhere classified (3893), 3) Repair of pericostomy hernia (4642), 4) Other endoscopy of small intestine (4513), 5) Rigid proctosigmoidoscopy (4823), 6) Proctotomy (480).

**Definitions: Stoma:** An artificial opening between two cavities or canals, or between such and the surface of the body. **Transfusion:** Transfer of blood or a blood component from one person (donor) to another (recipient). **Catheterization:** The introduction of a catheter (a hollow flexible tube) into a body cavity or organ to inject or remove a fluid.

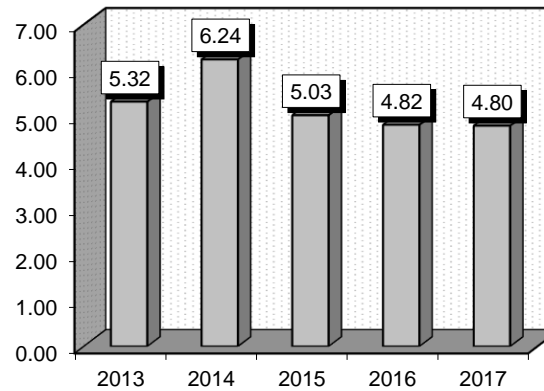
**Sigmoidoscopy:** A procedure in which a physician inserts a viewing tube (sigmoidoscope) into the rectum for the purpose of inspecting the lower colon and rectum. **Peritoneum:** The serous membrane lining the cavity of the abdomen and covering the abdominal organs. **Colonoscopy:** A medical procedure where a long, flexible, tubular instrument called the colonoscope is used to view the entire inner lining of the colon (large intestine) and the rectum. **Proctosigmoidoscopy:** An examination of the rectum and the lower part of the colon using a thin, lighted instrument called a sigmoidoscope. **Proctotomy:** Incision into the rectum. Also called rectotomy.

Gender	2013			2014			2015			2016			2017		
	Cases	Avg LOS	Avg Bill	Cases	Avg LOS	Avg Bill	Cases	Avg LOS	Avg Bill	Cases	Avg LOS	Avg Bill	Cases	Avg LOS	Avg Bill
Male	116	5.47	\$68,524	111	6.53	\$82,163	131	4.64	\$66,921	129	4.68	\$78,744	106	3.93	\$74,148
Female	79	5.11	\$59,988	104	5.93	\$69,318	91	5.58	\$80,242	72	5.07	\$78,962	60	6.33	\$132,775
Age Group	Cases	Avg LOS	Avg Bill	Cases	Avg LOS	Avg Bill	Cases	Avg LOS	Avg Bill	Cases	Avg LOS	Avg Bill	Cases	Avg LOS	Avg Bill
0-17	11	4.27	\$34,983	13	7.92	\$67,235	10	5.10	\$55,663	7	5.29	\$62,421	9	3.78	\$70,023
18-35	16	3.88	\$38,752	20	4.30	\$53,194	19	3.58	\$52,243	33	3.67	\$65,363	29	2.79	\$63,327
36-49	40	4.80	\$68,803	30	6.30	\$75,243	42	4.76	\$69,688	43	4.86	\$81,163	40	3.78	\$71,637
50-64	60	4.88	\$54,520	72	6.32	\$82,711	78	5.01	\$74,338	62	4.37	\$68,441	45	5.11	\$111,964
65+	68	6.53	\$83,230	80	6.36	\$77,234	73	5.56	\$79,372	56	5.91	\$98,498	43	7.00	\$126,875
<b>Total</b>	<b>195</b>	<b>5.32</b>	<b>\$65,066</b>	<b>215</b>	<b>6.24</b>	<b>\$75,950</b>	<b>222</b>	<b>5.03</b>	<b>\$72,381</b>	<b>201</b>	<b>4.82</b>	<b>\$78,822</b>	<b>166</b>	<b>4.80</b>	<b>\$95,339</b>

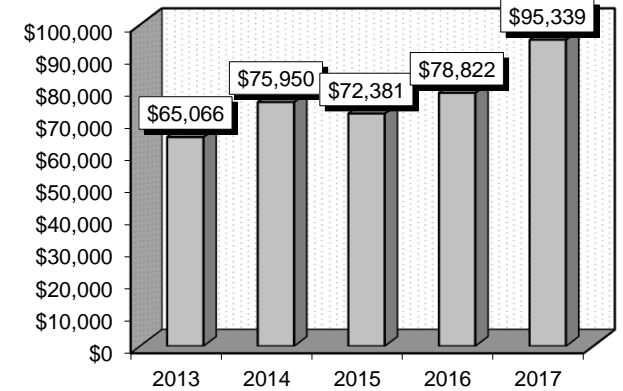
**Patient Discharges (Cases)**



**Average Length of Stay (Avg LOS)**



**Average Billed Charges (Avg Bill)**





County / Hospital	2013			2014			2015			2016			2017		
	Cases	Avg LOS	Avg Bill	Cases	Avg LOS	Avg Bill	Cases	Avg LOS	Avg Bill	Cases	Avg LOS	Avg Bill	Cases	Avg LOS	Avg Bill
<b>Clark</b>															
Centennial Hills	4	6.75	\$111,996	4	3.75	\$63,503	10	5.00	\$87,395	15	3.73	\$89,867	17	4.65	\$109,080
Desert Springs	5	5.00	\$89,004	8	6.25	\$111,901	13	7.31	\$138,768	15	4.00	\$87,662	13	5.69	\$147,352
Henderson Hospital	0	0.00	\$0	0	0.00	\$0	0	0.00	\$0	0	0.00	\$0	3	2.67	\$65,039
Mountain View	18	5.11	\$77,079	18	5.17	\$76,308	16	4.44	\$82,268	19	4.37	\$76,403	9	10.56	\$237,354
Mountain's Edge	0	0.00	\$0	0	0.00	\$0	0	0.00	\$0	0	0.00	\$0	0	0.00	\$0
North Vista	1	1.00	\$20,591	2	6.50	\$99,247	2	2.50	\$27,827	2	5.50	\$42,446	6	4.83	\$88,691
Southern Hills	2	2.00	\$34,414	4	6.50	\$79,844	6	4.67	\$67,644	7	6.43	\$88,698	6	3.50	\$63,479
Spring Valley	4	4.00	\$61,598	5	5.00	\$115,944	14	3.86	\$78,463	12	8.08	\$132,239	8	5.25	\$105,419
St. Rose-Rose de Lima	3	6.00	\$53,413	2	5.50	\$58,857	1	1.00	\$35,542	4	3.00	\$54,955	2	2.50	\$61,502
St. Rose-San Martin	5	4.20	\$54,865	6	6.17	\$100,078	13	5.38	\$75,881	12	4.33	\$73,195	6	5.83	\$96,265
St. Rose-Siena	11	5.55	\$59,846	6	4.50	\$52,399	8	6.88	\$77,943	16	3.13	\$56,164	8	6.50	\$104,996
Summerlin	27	6.81	\$116,026	21	6.48	\$103,020	12	5.17	\$93,059	11	5.36	\$134,578	8	2.88	\$70,130
Sunrise	10	11.80	\$155,610	25	7.88	\$96,209	24	6.21	\$91,141	20	4.45	\$73,643	16	4.88	\$109,011
UMC	28	4.50	\$51,450	19	6.00	\$59,286	17	4.65	\$75,247	7	3.29	\$58,838	14	5.00	\$108,528
Valley	7	3.57	\$53,275	5	4.40	\$66,422	10	6.20	\$113,851	9	7.22	\$130,114	6	3.00	\$84,711
<b>Total</b>	<b>125</b>	<b>5.74</b>	<b>\$81,692</b>	<b>125</b>	<b>6.13</b>	<b>\$85,441</b>	<b>146</b>	<b>5.35</b>	<b>\$88,504</b>	<b>149</b>	<b>4.71</b>	<b>\$86,847</b>	<b>122</b>	<b>5.16</b>	<b>\$112,549</b>
<b>Washoe</b>															
Carson Tahoe	4	5.00	\$38,673	7	5.57	\$50,327	6	2.33	\$26,311	8	5.38	\$52,455	10	2.90	\$30,722
Northern Nevada	3	6.67	\$77,621	3	4.67	\$73,809	7	5.57	\$85,063	5	2.00	\$44,006	4	2.75	\$68,842
Renown Regional	37	4.54	\$29,673	42	5.17	\$37,023	36	4.69	\$36,207	20	7.25	\$77,896	15	4.80	\$47,492
Renown S. Meadows	2	5.00	\$34,658	5	5.20	\$42,222	0	0.00	\$0	3	4.00	\$49,906	2	1.50	\$28,695
Saint Mary's	18	4.56	\$41,370	27	9.52	\$114,402	20	4.30	\$43,250	13	3.15	\$32,155	6	4.00	\$63,438
Sierra Surgery	2	3.00	\$26,889	1	3.00	\$24,365	1	3.00	\$30,273	0	0.00	\$0	0	0.00	\$0
<b>Total</b>	<b>66</b>	<b>4.64</b>	<b>\$35,655</b>	<b>85</b>	<b>6.54</b>	<b>\$64,153</b>	<b>70</b>	<b>4.44</b>	<b>\$42,172</b>	<b>49</b>	<b>5.12</b>	<b>\$56,435</b>	<b>37</b>	<b>3.76</b>	<b>\$46,837</b>
<b>Rural</b>															
Battle Mountain	0	0.00	\$0	0	0.00	\$0	0	0.00	\$0	0	0.00	\$0	0	0.00	\$0
Boulder City	0	0.00	\$0	0	0.00	\$0	0	0.00	\$0	0	0.00	\$0	0	0.00	\$0
Carson Valley	0	0.00	\$0	3	4.00	\$37,021	0	0.00	\$0	2	6.50	\$52,161	0	0.00	\$0
Churchill	1	3.00	\$23,463	0	0.00	\$0	3	3.67	\$25,908	0	0.00	\$0	1	4.00	\$50,786
Desert View	0	0.00	\$0	0	0.00	\$0	0	0.00	\$0	0	0.00	\$0	0	0.00	\$0
Grover C. Dils	0	0.00	\$0	0	0.00	\$0	0	0.00	\$0	0	0.00	\$0	0	0.00	\$0
Humboldt	0	0.00	\$0	0	0.00	\$0	0	0.00	\$0	0	0.00	\$0	1	5.00	\$76,716
Incline Village	0	0.00	\$0	0	0.00	\$0	0	0.00	\$0	0	0.00	\$0	0	0.00	\$0
Mesa View	0	0.00	\$0	0	0.00	\$0	0	0.00	\$0	1	3.00	\$33,413	0	0.00	\$0
Mount Grant	0	0.00	\$0	0	0.00	\$0	0	0.00	\$0	0	0.00	\$0	0	0.00	\$0
Northeastern	3	3.67	\$33,226	2	4.00	\$42,499	2	4.50	\$39,688	0	0.00	\$0	5	4.00	\$46,937
Nye	0	0.00	\$0	0	0.00	\$0	0	0.00	\$0	0	0.00	\$0	0	0.00	\$0
Pershing	0	0.00	\$0	0	0.00	\$0	0	0.00	\$0	0	0.00	\$0	0	0.00	\$0
South Lyon	0	0.00	\$0	0	0.00	\$0	0	0.00	\$0	0	0.00	\$0	0	0.00	\$0
William Bee Ririe	0	0.00	\$0	0	0.00	\$0	1	4.00	\$37,936	0	0.00	\$0	0	0.00	\$0
<b>Total</b>	<b>4</b>	<b>3.50</b>	<b>\$30,786</b>	<b>5</b>	<b>4.00</b>	<b>\$39,212</b>	<b>6</b>	<b>4.00</b>	<b>\$32,506</b>	<b>3</b>	<b>5.33</b>	<b>\$45,911</b>	<b>7</b>	<b>4.14</b>	<b>\$51,741</b>
<b>All Counties</b>	<b>195</b>	<b>5.32</b>	<b>\$65,066</b>	<b>215</b>	<b>6.24</b>	<b>\$75,950</b>	<b>222</b>	<b>5.03</b>	<b>\$72,381</b>	<b>201</b>	<b>4.82</b>	<b>\$78,822</b>	<b>166</b>	<b>4.80</b>	<b>\$95,339</b>

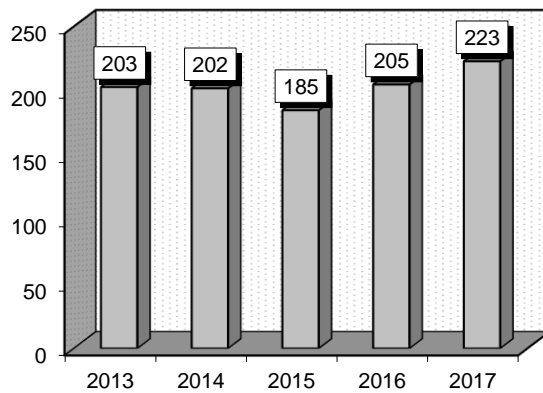
### Inguinal & Femoral Hernia Procedures (350-352)

**Procedures:** that frequently accompanied Inguinal & Femoral Hernia Procedures were: 1) Hemodialysis (3995), 2) Repair of inguinal hernia with graft or prosthesis, not otherwise specified (5305), 3) Other and open repair of indirect inguinal hernia with graft or prosthesis (5304), 4) Other and open repair of direct inguinal hernia with graft or prosthesis (5303).

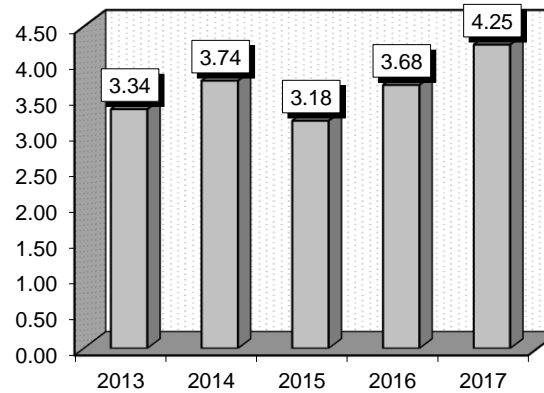
**Definitions:** **Inguinal:** Of, relating to, or situated in the region of the groin. **Femoral:** Pertaining to the femur or to the thigh. **Hernia:** A general term used to describe a bulge or protrusion of an organ through the structure or muscle that usually contains it. **Hemodialysis:** A method of mechanically cleansing the blood outside of the body, in order to remove various substances that would normally be cleared by the kidneys.

Gender	2013			2014			2015			2016			2017		
	Cases	Avg LOS	Avg Bill	Cases	Avg LOS	Avg Bill	Cases	Avg LOS	Avg Bill	Cases	Avg LOS	Avg Bill	Cases	Avg LOS	Avg Bill
Male	164	3.37	\$53,314	156	3.92	\$68,073	137	2.85	\$65,541	153	3.90	\$83,480	181	3.92	\$83,530
Female	39	3.26	\$55,679	46	3.13	\$53,036	48	4.15	\$73,411	52	3.06	\$68,254	42	5.67	\$127,056
Age Group	Cases	Avg LOS	Avg Bill	Cases	Avg LOS	Avg Bill	Cases	Avg LOS	Avg Bill	Cases	Avg LOS	Avg Bill	Cases	Avg LOS	Avg Bill
0-17	9	2.33	\$27,446	9	10.11	\$94,851	13	1.92	\$38,632	15	5.60	\$79,067	15	12.67	\$140,604
18-35	15	2.40	\$34,862	12	1.25	\$33,951	9	2.22	\$52,093	8	1.25	\$57,747	10	2.70	\$54,675
36-49	23	2.65	\$45,701	22	2.00	\$38,245	19	2.58	\$62,926	21	2.29	\$57,141	25	2.52	\$86,127
50-64	47	3.72	\$57,122	49	2.67	\$64,330	53	2.49	\$63,715	51	3.96	\$87,615	49	2.69	\$78,679
65+	109	3.54	\$58,800	110	4.32	\$70,950	91	3.99	\$76,476	110	3.74	\$81,867	124	4.31	\$95,089
<b>Total</b>	<b>203</b>	<b>3.34</b>	<b>\$53,769</b>	<b>202</b>	<b>3.74</b>	<b>\$64,649</b>	<b>185</b>	<b>3.18</b>	<b>\$67,583</b>	<b>205</b>	<b>3.68</b>	<b>\$79,618</b>	<b>223</b>	<b>4.25</b>	<b>\$91,728</b>

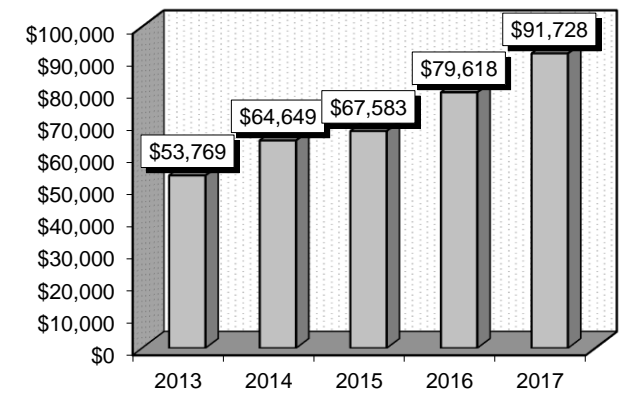
**Patient Discharges (Cases)**



**Average Length of Stay (Avg LOS)**



**Average Billed Charges (Avg Bill)**



County / Hospital	2013			2014			2015			2016			2017		
	Cases	Avg LOS	Avg Bill	Cases	Avg LOS	Avg Bill	Cases	Avg LOS	Avg Bill	Cases	Avg LOS	Avg Bill	Cases	Avg LOS	Avg Bill
<b>Clark</b>															
Centennial Hills	7	2.43	\$64,598	7	3.57	\$93,380	11	2.09	\$67,087	11	2.82	\$92,871	12	4.50	\$125,575
Desert Springs	18	4.11	\$85,660	9	6.33	\$128,164	9	3.11	\$90,954	14	3.57	\$94,936	14	6.50	\$130,746
Henderson Hospital	0	0.00	\$0	0	0.00	\$0	0	0.00	\$0	0	0.00	\$0	12	1.92	\$74,754
Mountain View	18	2.67	\$55,503	11	2.91	\$60,187	17	3.00	\$67,006	17	4.12	\$97,201	14	2.43	\$69,904
Mountain's Edge	0	0.00	\$0	0	0.00	\$0	0	0.00	\$0	0	0.00	\$0	0	0.00	\$0
North Vista	2	9.50	\$102,092	8	2.13	\$39,187	5	2.20	\$37,885	6	4.50	\$82,496	4	4.25	\$67,149
Southern Hills	6	2.50	\$48,932	8	4.00	\$52,542	8	5.38	\$87,010	8	7.00	\$147,761	4	4.00	\$92,943
Spring Valley	7	2.00	\$48,363	17	2.65	\$65,040	14	3.21	\$84,659	17	2.53	\$82,045	16	3.75	\$126,331
St. Rose-Rose de Lima	3	1.67	\$37,602	4	9.25	\$125,900	7	3.29	\$66,265	3	3.33	\$58,772	4	2.25	\$59,394
St. Rose-San Martin	4	2.00	\$46,177	4	6.25	\$77,935	1	5.00	\$66,205	1	1.00	\$107,648	3	1.00	\$37,195
St. Rose-Siena	9	4.44	\$69,556	9	3.11	\$55,532	10	3.50	\$67,495	8	3.88	\$68,397	13	5.46	\$117,207
Summerlin	9	4.78	\$61,373	12	3.75	\$105,252	16	4.00	\$87,624	21	5.29	\$114,511	25	8.92	\$138,831
Sunrise	15	4.13	\$69,829	15	8.27	\$109,239	20	3.90	\$90,626	15	2.80	\$64,536	14	4.93	\$109,112
UMC	18	3.94	\$46,547	16	4.44	\$55,347	6	3.67	\$63,954	13	3.85	\$76,569	8	3.63	\$89,554
Valley	17	3.41	\$66,930	19	4.21	\$81,867	16	2.44	\$75,595	21	3.38	\$92,142	20	3.65	\$117,069
<b>Total</b>	<b>133</b>	<b>3.56</b>	<b>\$62,620</b>	<b>139</b>	<b>4.45</b>	<b>\$78,895</b>	<b>140</b>	<b>3.34</b>	<b>\$76,994</b>	<b>155</b>	<b>3.83</b>	<b>\$91,672</b>	<b>163</b>	<b>4.74</b>	<b>\$109,225</b>
<b>Washoe</b>															
Carson Tahoe	7	5.71	\$65,398	12	1.92	\$32,945	6	3.17	\$38,570	15	2.47	\$37,250	12	2.83	\$39,001
Northern Nevada	5	1.40	\$35,833	4	1.25	\$40,806	3	2.67	\$51,439	2	3.00	\$57,242	6	2.33	\$66,267
Renown Regional	13	4.54	\$44,337	16	3.25	\$38,245	15	4.07	\$42,966	18	4.39	\$47,887	22	3.86	\$44,525
Renown S. Meadows	3	1.67	\$28,024	2	3.00	\$40,246	0	0.00	\$0	4	1.50	\$32,383	1	2.00	\$31,634
Saint Mary's	14	1.93	\$33,287	18	1.89	\$32,109	12	1.58	\$35,598	7	2.43	\$42,127	15	1.87	\$41,726
Sierra Surgery	1	2.00	\$28,105	1	1.00	\$19,538	0	0.00	\$0	0	0.00	\$0	0	0.00	\$0
<b>Total</b>	<b>43</b>	<b>3.26</b>	<b>\$41,663</b>	<b>53</b>	<b>2.28</b>	<b>\$34,877</b>	<b>36</b>	<b>2.97</b>	<b>\$40,484</b>	<b>46</b>	<b>3.15</b>	<b>\$42,601</b>	<b>56</b>	<b>2.91</b>	<b>\$44,691</b>
<b>Rural</b>															
Battle Mountain	0	0.00	\$0	0	0.00	\$0	0	0.00	\$0	0	0.00	\$0	0	0.00	\$0
Boulder City	0	0.00	\$0	0	0.00	\$0	0	0.00	\$0	0	0.00	\$0	0	0.00	\$0
Carson Valley	16	3.13	\$37,075	1	1.00	\$18,225	2	1.50	\$21,919	2	4.00	\$31,064	2	3.00	\$35,593
Churchill	5	1.40	\$20,249	2	2.50	\$39,881	3	2.00	\$28,894	0	0.00	\$0	0	0.00	\$0
Desert View	0	0.00	\$0	0	0.00	\$0	0	0.00	\$0	1	5.00	\$45,631	0	0.00	\$0
Grover C. Dils	0	0.00	\$0	0	0.00	\$0	0	0.00	\$0	0	0.00	\$0	0	0.00	\$0
Humboldt	6	1.33	\$16,776	2	1.50	\$12,145	1	2.00	\$22,040	0	0.00	\$0	2	3.00	\$38,887
Incline Village	0	0.00	\$0	0	0.00	\$0	0	0.00	\$0	0	0.00	\$0	0	0.00	\$0
Mesa View	0	0.00	\$0	1	2.00	\$19,252	0	0.00	\$0	0	0.00	\$0	0	0.00	\$0
Mount Grant	0	0.00	\$0	0	0.00	\$0	0	0.00	\$0	0	0.00	\$0	0	0.00	\$0
Northeastern	0	0.00	\$0	3	1.67	\$26,622	2	1.50	\$36,445	1	4.00	\$45,015	0	0.00	\$0
Nye	0	0.00	\$0	0	0.00	\$0	0	0.00	\$0	0	0.00	\$0	0	0.00	\$0
Pershing	0	0.00	\$0	0	0.00	\$0	0	0.00	\$0	0	0.00	\$0	0	0.00	\$0
South Lyon	0	0.00	\$0	0	0.00	\$0	0	0.00	\$0	0	0.00	\$0	0	0.00	\$0
William Bee Ririe	0	0.00	\$0	1	1.00	\$22,758	1	1.00	\$40,832	0	0.00	\$0	0	0.00	\$0
<b>Total</b>	<b>27</b>	<b>2.41</b>	<b>\$29,448</b>	<b>10</b>	<b>1.70</b>	<b>\$24,415</b>	<b>9</b>	<b>1.67</b>	<b>\$29,587</b>	<b>4</b>	<b>4.25</b>	<b>\$38,194</b>	<b>4</b>	<b>3.00</b>	<b>\$37,240</b>
<b>All Counties</b>	<b>203</b>	<b>3.34</b>	<b>\$53,769</b>	<b>202</b>	<b>3.74</b>	<b>\$64,649</b>	<b>185</b>	<b>3.18</b>	<b>\$67,583</b>	<b>205</b>	<b>3.68</b>	<b>\$79,618</b>	<b>223</b>	<b>4.25</b>	<b>\$91,728</b>

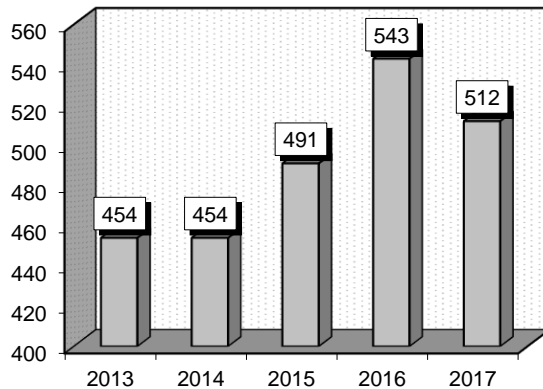
## Hernia Procedures Except Inguinal & Femoral (353-355)

**Procedures:** that frequently accompanied Hernia Procedures Except Inguinal & Femoral were: 1) Laparoscopic incisional hernia repair with graft or prosthesis (5362), 2) Other open umbilical herniorrhaphy (5349), 3) Other and open repair of umbilical hernia with graft or prosthesis (5341), 4) Continuous invasive mechanical ventilation for less than 96 consecutive hours (9671), 5) Other and open repair of other hernia of anterior abdominal wall with graft or prosthesis (5369).

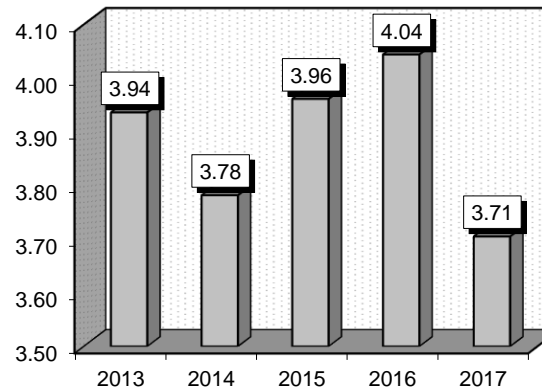
**Definitions:** **Inguinal:** Of, relating to, or situated in the region of the groin. **Femoral:** Pertaining to the femur or to the thigh. **Hernia:** A general term used to describe a bulge or protrusion of an organ through the structure or muscle that usually contains it. **Gangrene:** Localized death and decomposition of body tissue, resulting from either obstructed circulation or bacterial infection. **Laparoscopy:** Examination or treatment of the interior of the abdomen by means of a laparoscope.

Gender	2013			2014			2015			2016			2017		
	Cases	Avg LOS	Avg Bill	Cases	Avg LOS	Avg Bill	Cases	Avg LOS	Avg Bill	Cases	Avg LOS	Avg Bill	Cases	Avg LOS	Avg Bill
Male	211	4.02	\$82,075	190	3.52	\$74,835	202	4.06	\$89,649	220	4.21	\$89,774	212	3.71	\$89,154
Female	243	3.86	\$69,158	264	3.97	\$73,497	289	3.89	\$90,451	323	3.93	\$86,475	300	3.70	\$87,043
Age Group	Cases	Avg LOS	Avg Bill	Cases	Avg LOS	Avg Bill	Cases	Avg LOS	Avg Bill	Cases	Avg LOS	Avg Bill	Cases	Avg LOS	Avg Bill
0-17	2	1.00	\$23,215	3	4.00	\$42,421	4	3.00	\$73,513	9	6.56	\$64,212	4	3.25	\$41,142
18-35	28	2.68	\$52,300	29	2.69	\$50,077	38	3.26	\$80,862	31	2.68	\$69,905	33	3.06	\$83,608
36-49	96	3.50	\$61,037	94	3.07	\$62,992	107	3.50	\$85,007	130	3.65	\$82,466	125	3.06	\$80,896
50-64	167	4.16	\$86,961	178	3.63	\$73,147	164	3.84	\$92,745	182	4.08	\$93,276	175	3.82	\$89,391
65+	161	4.22	\$75,964	150	4.61	\$87,339	178	4.52	\$93,127	191	4.39	\$90,262	175	4.18	\$93,341
<b>Total</b>	<b>454</b>	<b>3.94</b>	<b>\$75,161</b>	<b>454</b>	<b>3.78</b>	<b>\$74,057</b>	<b>491</b>	<b>3.96</b>	<b>\$90,121</b>	<b>543</b>	<b>4.04</b>	<b>\$87,812</b>	<b>512</b>	<b>3.71</b>	<b>\$87,917</b>

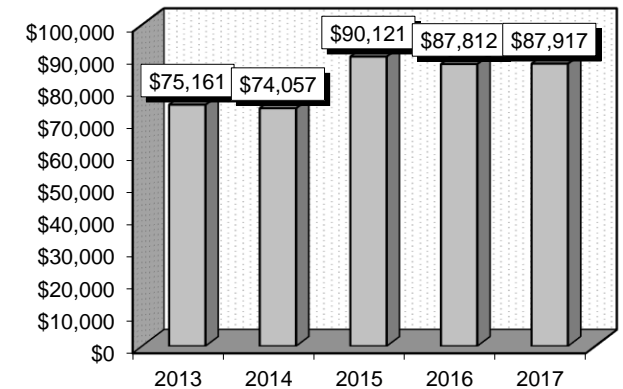
**Patient Discharges (Cases)**



**Average Length of Stay (Avg LOS)**



**Average Billed Charges (Avg Bill)**



County / Hospital	2013			2014			2015			2016			2017		
	Cases	Avg LOS	Avg Bill	Cases	Avg LOS	Avg Bill	Cases	Avg LOS	Avg Bill	Cases	Avg LOS	Avg Bill	Cases	Avg LOS	Avg Bill
<b>Clark</b>															
Centennial Hills	15	3.40	\$85,558	19	3.42	\$90,759	19	3.26	\$92,132	20	3.90	\$91,984	18	3.00	\$102,880
Desert Springs	15	3.33	\$81,281	15	3.87	\$117,943	20	3.85	\$109,210	29	4.86	\$120,382	28	2.93	\$103,758
Henderson Hospital	0	0.00	\$0	0	0.00	\$0	0	0.00	\$0	1	1.00	\$88,037	11	2.27	\$93,877
Mountain View	29	4.90	\$78,992	43	5.09	\$123,518	63	5.21	\$141,097	43	4.63	\$114,574	42	3.98	\$87,774
Mountain's Edge	0	0.00	\$0	0	0.00	\$0	0	0.00	\$0	0	0.00	\$0	0	0.00	\$0
North Vista	8	2.63	\$53,859	15	3.33	\$47,269	7	2.14	\$40,031	5	3.60	\$72,939	8	4.00	\$77,270
Southern Hills	15	3.13	\$56,803	17	4.71	\$83,592	16	3.75	\$96,773	28	3.68	\$68,289	18	2.83	\$67,272
Spring Valley	38	3.55	\$80,185	33	3.09	\$71,131	47	3.28	\$93,385	62	3.63	\$102,405	53	4.11	\$109,180
St. Rose-Rose de Lima	8	6.63	\$90,373	12	3.58	\$58,898	3	3.00	\$65,274	3	2.00	\$61,278	7	3.57	\$74,051
St. Rose-San Martin	4	5.00	\$70,438	14	3.29	\$51,194	17	3.41	\$58,351	7	3.00	\$67,439	13	2.54	\$63,047
St. Rose-Siena	22	3.23	\$54,459	25	3.56	\$68,801	22	3.95	\$77,353	22	4.09	\$90,502	22	5.36	\$110,280
Summerlin	29	7.07	\$207,211	23	4.35	\$104,338	32	4.97	\$110,975	45	4.49	\$123,722	26	2.58	\$97,096
Sunrise	39	4.00	\$79,375	38	3.11	\$73,889	51	4.96	\$107,277	48	6.65	\$127,024	52	5.00	\$121,749
UMC	33	3.42	\$66,206	26	3.23	\$77,561	36	3.58	\$99,877	33	4.67	\$108,519	28	3.68	\$106,717
Valley	56	4.34	\$94,712	44	3.70	\$83,956	34	4.68	\$111,099	40	3.40	\$88,935	44	3.80	\$118,442
<b>Total</b>	<b>311</b>	<b>4.20</b>	<b>\$89,773</b>	<b>324</b>	<b>3.76</b>	<b>\$84,395</b>	<b>367</b>	<b>4.22</b>	<b>\$104,431</b>	<b>386</b>	<b>4.39</b>	<b>\$104,719</b>	<b>370</b>	<b>3.79</b>	<b>\$102,462</b>
<b>Washoe</b>															
Carson Tahoe	13	3.62	\$49,034	20	5.15	\$55,916	18	3.39	\$42,935	23	3.65	\$45,858	23	3.00	\$37,072
Northern Nevada	10	1.80	\$38,111	7	2.86	\$50,857	5	4.00	\$106,584	16	3.13	\$73,109	13	3.15	\$81,322
Renown Regional	53	3.91	\$44,168	35	5.17	\$54,318	48	3.38	\$45,493	51	3.29	\$39,049	47	4.55	\$52,567
Renown S. Meadows	7	2.29	\$28,315	4	2.75	\$32,861	4	2.00	\$32,493	13	3.77	\$56,656	6	1.50	\$31,619
Saint Mary's	34	3.06	\$42,554	47	3.02	\$45,956	35	3.23	\$52,686	39	3.00	\$46,713	31	2.97	\$53,094
Sierra Surgery	4	1.50	\$28,054	4	1.50	\$19,973	0	0.00	\$0	0	0.00	\$0	0	0.00	\$0
<b>Total</b>	<b>121</b>	<b>3.29</b>	<b>\$42,287</b>	<b>117</b>	<b>3.96</b>	<b>\$49,118</b>	<b>110</b>	<b>3.31</b>	<b>\$49,667</b>	<b>142</b>	<b>3.30</b>	<b>\$47,706</b>	<b>120</b>	<b>3.54</b>	<b>\$51,801</b>
<b>Rural</b>															
Battle Mountain	0	0.00	\$0	0	0.00	\$0	0	0.00	\$0	0	0.00	\$0	0	0.00	\$0
Boulder City	0	0.00	\$0	0	0.00	\$0	0	0.00	\$0	0	0.00	\$0	0	0.00	\$0
Carson Valley	14	4.29	\$57,559	8	2.88	\$41,978	8	2.25	\$35,234	8	2.38	\$33,746	16	3.00	\$37,891
Churchill	4	3.00	\$43,936	1	5.00	\$37,937	4	2.00	\$29,891	1	1.00	\$20,954	0	0.00	\$0
Desert View	0	0.00	\$0	1	4.00	\$60,982	0	0.00	\$0	1	1.00	\$42,080	0	0.00	\$0
Grover C. Dils	0	0.00	\$0	0	0.00	\$0	0	0.00	\$0	0	0.00	\$0	0	0.00	\$0
Humboldt	4	2.50	\$26,317	0	0.00	\$0	0	0.00	\$0	2	5.00	\$38,645	3	2.67	\$40,007
Incline Village	0	0.00	\$0	0	0.00	\$0	0	0.00	\$0	0	0.00	\$0	0	0.00	\$0
Mesa View	0	0.00	\$0	0	0.00	\$0	1	2.00	\$18,657	1	2.00	\$20,363	2	5.00	\$50,579
Mount Grant	0	0.00	\$0	0	0.00	\$0	0	0.00	\$0	0	0.00	\$0	0	0.00	\$0
Northeastern	0	0.00	\$0	3	1.67	\$32,086	1	3.00	\$39,595	1	1.00	\$23,093	1	4.00	\$59,112
Nye	0	0.00	\$0	0	0.00	\$0	0	0.00	\$0	0	0.00	\$0	0	0.00	\$0
Pershing	0	0.00	\$0	0	0.00	\$0	0	0.00	\$0	0	0.00	\$0	0	0.00	\$0
South Lyon	0	0.00	\$0	0	0.00	\$0	0	0.00	\$0	0	0.00	\$0	0	0.00	\$0
William Bee Ririe	0	0.00	\$0	0	0.00	\$0	0	0.00	\$0	1	1.00	\$32,305	0	0.00	\$0
<b>Total</b>	<b>22</b>	<b>3.73</b>	<b>\$49,402</b>	<b>13</b>	<b>2.85</b>	<b>\$40,846</b>	<b>14</b>	<b>2.21</b>	<b>\$32,835</b>	<b>15</b>	<b>2.33</b>	<b>\$32,403</b>	<b>22</b>	<b>3.18</b>	<b>\$40,298</b>
<b>All Counties</b>	<b>454</b>	<b>3.94</b>	<b>\$75,161</b>	<b>454</b>	<b>3.78</b>	<b>\$74,057</b>	<b>491</b>	<b>3.96</b>	<b>\$90,121</b>	<b>543</b>	<b>4.04</b>	<b>\$87,812</b>	<b>512</b>	<b>3.71</b>	<b>\$87,917</b>

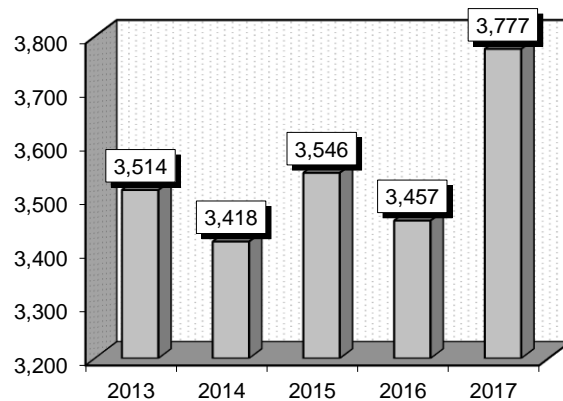
## Gastrointestinal Hemorrhage (377-379)

**Diagnoses:** that frequently accompanied Gastrointestinal Hemorrhage were: 1) Unspecified essential hypertension (4019), 2) Diverticulosis of colon (without mention of hemorrhage) (56210), 3) Acute posthemorrhagic anemia (2851), 4) Tobacco use disorder (3051), 5) Diabetes mellitus without mention of complication, type II or unspecified type, not stated as uncontrolled (25000), 6) Diaphragmatic hernia without mention of obstruction or gangrene (5533), 7) Other and unspecified hyperlipidemia (2724).

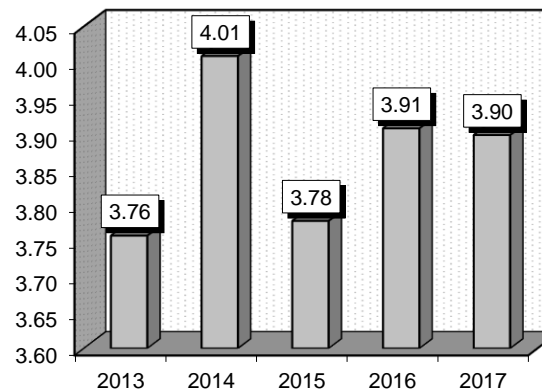
**Definitions:** **Hypertension:** High blood pressure. **Hemorrhage:** An escape of blood from the blood vessels, especially when excessive. **Diverticulosis:** The presence of diverticula in the absence of inflammation. **Diverticulitis:** Inflammation of a diverticulum, especially of the small pockets in the wall of the colon which fill with stagnant fecal material and become inflamed; rarely, they may cause obstruction, perforation, or bleeding. **Duodenum:** First part of the small intestine. **Hyperlipidemia:** An abnormally high concentration of fats or lipids in the blood. **Diabetes mellitus:** A condition in which the pancreas no longer produces enough insulin or cells stop responding to the insulin that is produced, so that glucose in the blood cannot be absorbed into the cells of the body. **Hyperglycemia:** An abnormally high concentration of glucose in the circulating blood, seen especially in patients with diabetes mellitus. **Anemia:** A condition marked by a deficiency of red blood cells or of hemoglobin in the blood, resulting in pallor and weariness; diminishes the capacity of the blood to carry oxygen.

Gender	2013			2014			2015			2016			2017		
	Cases	Avg LOS	Avg Bill	Cases	Avg LOS	Avg Bill	Cases	Avg LOS	Avg Bill	Cases	Avg LOS	Avg Bill	Cases	Avg LOS	Avg Bill
Male	1,899	3.83	\$50,526	1,847	3.95	\$53,930	1,980	3.88	\$57,164	1,849	3.77	\$59,940	2,022	3.96	\$68,080
Female	1,615	3.67	\$47,144	1,571	4.07	\$55,863	1,566	3.65	\$52,919	1,608	4.06	\$61,638	1,755	3.82	\$64,548
Age Group	Cases	Avg LOS	Avg Bill	Cases	Avg LOS	Avg Bill	Cases	Avg LOS	Avg Bill	Cases	Avg LOS	Avg Bill	Cases	Avg LOS	Avg Bill
0-17	32	2.94	\$37,221	23	2.35	\$35,567	35	2.94	\$45,236	21	3.19	\$34,713	33	2.36	\$39,425
18-35	178	2.48	\$35,394	174	2.70	\$39,554	168	2.72	\$41,713	177	2.61	\$45,734	149	3.24	\$56,388
36-49	378	3.39	\$42,350	328	3.59	\$52,280	357	3.08	\$48,188	317	4.03	\$61,513	367	3.38	\$56,530
50-64	830	3.86	\$52,253	868	3.70	\$53,604	942	3.53	\$53,386	834	3.57	\$58,070	934	3.86	\$65,085
65+	2,096	3.90	\$50,199	2,025	4.34	\$57,280	2,044	4.12	\$58,695	2,108	4.14	\$63,183	2,294	4.06	\$69,617
<b>Total</b>	<b>3,514</b>	<b>3.76</b>	<b>\$48,972</b>	<b>3,418</b>	<b>4.01</b>	<b>\$54,818</b>	<b>3,546</b>	<b>3.78</b>	<b>\$55,289</b>	<b>3,457</b>	<b>3.91</b>	<b>\$60,730</b>	<b>3,777</b>	<b>3.90</b>	<b>\$66,439</b>

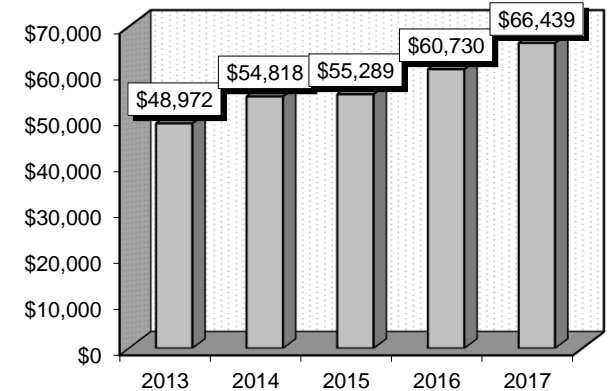
**Patient Discharges (Cases)**



**Average Length of Stay (Avg LOS)**



**Average Billed Charges (Avg Bill)**



County / Hospital	2013			2014			2015			2016			2017		
	Cases	Avg LOS	Avg Bill	Cases	Avg LOS	Avg Bill	Cases	Avg LOS	Avg Bill	Cases	Avg LOS	Avg Bill	Cases	Avg LOS	Avg Bill
<b>Clark</b>															
Centennial Hills	139	3.20	\$58,211	163	3.67	\$68,972	160	3.28	\$65,473	177	3.21	\$66,995	199	4.11	\$85,277
Desert Springs	226	4.10	\$60,820	197	5.09	\$71,273	236	3.90	\$66,353	274	4.02	\$72,887	291	4.20	\$80,670
Henderson Hospital	0	0.00	\$0	0	0.00	\$0	0	0.00	\$0	1	2.00	\$98,738	95	3.18	\$74,134
Mountain View	286	4.38	\$64,119	327	4.06	\$70,108	301	3.74	\$66,125	298	4.29	\$76,116	264	4.06	\$83,357
Mountain's Edge	0	0.00	\$0	0	0.00	\$0	2	6.00	\$30,062	17	24.88	\$193,237	18	13.89	\$78,789
North Vista	127	4.38	\$41,135	129	4.52	\$44,633	122	3.53	\$37,957	90	3.68	\$49,323	86	3.70	\$49,299
Southern Hills	95	2.97	\$46,761	65	3.54	\$48,097	43	4.02	\$55,617	107	2.89	\$55,032	109	3.50	\$66,161
Spring Valley	202	3.93	\$59,886	236	4.97	\$68,792	174	3.85	\$73,830	191	3.79	\$79,154	216	4.31	\$83,869
St. Rose-Rose de Lima	100	3.67	\$48,218	104	3.25	\$51,606	89	3.63	\$58,755	40	4.15	\$55,376	36	3.39	\$62,190
St. Rose-San Martin	141	3.35	\$45,168	118	3.55	\$55,033	101	3.42	\$56,570	84	3.81	\$67,352	120	3.61	\$85,479
St. Rose-Siena	232	3.22	\$43,379	183	3.78	\$55,319	173	3.64	\$59,196	74	3.76	\$63,290	234	3.72	\$76,028
Summerlin	226	4.08	\$68,393	200	4.43	\$73,904	214	4.09	\$72,414	245	3.92	\$83,719	218	3.95	\$86,247
Sunrise	403	4.20	\$61,761	398	4.71	\$70,203	503	4.82	\$75,763	441	4.46	\$75,510	363	5.26	\$97,029
UMC	180	3.54	\$32,736	161	3.80	\$35,698	209	3.90	\$45,544	219	4.17	\$52,956	178	3.81	\$60,122
Valley	171	4.51	\$74,144	209	4.43	\$76,338	206	3.77	\$68,993	206	4.15	\$78,755	197	3.30	\$71,023
<b>Total</b>	<b>2,528</b>	<b>3.90</b>	<b>\$56,214</b>	<b>2,490</b>	<b>4.28</b>	<b>\$64,151</b>	<b>2,533</b>	<b>3.97</b>	<b>\$64,938</b>	<b>2,464</b>	<b>4.14</b>	<b>\$72,049</b>	<b>2,624</b>	<b>4.12</b>	<b>\$79,833</b>
<b>Washoe</b>															
Carson Tahoe	195	3.02	\$28,396	179	3.23	\$26,602	196	3.11	\$26,112	222	3.28	\$27,837	263	3.13	\$30,224
Northern Nevada	45	3.60	\$40,794	43	2.77	\$45,752	41	3.49	\$58,673	45	2.71	\$53,422	54	2.70	\$56,137
Renown Regional	386	3.57	\$33,181	350	3.72	\$34,549	357	3.69	\$36,121	362	3.74	\$37,831	446	3.67	\$42,230
Renown S. Meadows	47	2.83	\$27,894	51	2.51	\$27,673	85	3.08	\$30,684	74	2.96	\$34,529	56	2.63	\$31,308
Saint Mary's	181	3.91	\$31,036	153	3.20	\$26,488	201	3.16	\$27,455	174	3.27	\$29,068	220	3.54	\$32,988
Sierra Surgery	0	0.00	\$0	0	0.00	\$0	0	0.00	\$0	0	0.00	\$0	0	0.00	\$0
<b>Total</b>	<b>854</b>	<b>3.48</b>	<b>\$31,744</b>	<b>776</b>	<b>3.37</b>	<b>\$31,296</b>	<b>880</b>	<b>3.37</b>	<b>\$32,438</b>	<b>877</b>	<b>3.41</b>	<b>\$34,084</b>	<b>1,039</b>	<b>3.40</b>	<b>\$37,368</b>
<b>Rural</b>															
Battle Mountain	0	0.00	\$0	0	0.00	\$0	1	1.00	\$4,952	0	0.00	\$0	0	0.00	\$0
Boulder City	8	3.13	\$10,253	5	3.40	\$20,917	3	2.67	\$9,089	1	2.00	\$13,459	1	7.00	\$47,201
Carson Valley	22	2.68	\$24,411	23	1.70	\$13,738	29	2.79	\$21,389	26	3.04	\$23,234	18	2.56	\$20,994
Churchill	19	3.68	\$21,102	37	2.78	\$20,084	26	2.54	\$16,790	25	2.88	\$18,051	27	6.15	\$26,415
Desert View	7	2.57	\$14,049	11	2.55	\$17,584	9	2.33	\$16,557	4	6.25	\$41,421	5	1.40	\$10,831
Grover C. Dils	1	2.00	\$7,267	1	1.00	\$2,820	0	0.00	\$0	2	1.00	\$2,775	2	2.00	\$5,530
Humboldt	15	1.67	\$14,289	13	2.46	\$17,052	17	2.29	\$23,655	11	2.00	\$13,655	23	2.13	\$17,430
Incline Village	0	0.00	\$0	0	0.00	\$0	0	0.00	\$0	0	0.00	\$0	0	0.00	\$0
Mesa View	15	1.93	\$11,404	13	3.08	\$20,456	6	2.50	\$15,419	9	2.22	\$13,758	13	2.00	\$20,259
Mount Grant	5	2.40	\$8,824	0	0.00	\$0	6	4.33	\$9,819	2	10.00	\$17,703	1	3.00	\$11,229
Northeastern	38	3.21	\$34,098	45	3.42	\$32,188	33	3.67	\$36,519	35	2.23	\$27,240	22	2.77	\$33,043
Nye	0	0.00	\$0	0	0.00	\$0	0	0.00	\$0	0	0.00	\$0	0	0.00	\$0
Pershing	2	2.50	\$7,974	0	0.00	\$0	0	0.00	\$0	0	0.00	\$0	1	5.00	\$15,385
South Lyon	0	0.00	\$0	1	5.00	\$11,613	1	3.00	\$8,781	0	0.00	\$0	0	0.00	\$0
William Bee Ririe	0	0.00	\$0	3	1.67	\$13,512	2	1.50	\$8,552	1	4.00	\$18,868	1	2.00	\$10,943
<b>Total</b>	<b>132</b>	<b>2.78</b>	<b>\$21,718</b>	<b>152</b>	<b>2.79</b>	<b>\$22,027</b>	<b>133</b>	<b>2.89</b>	<b>\$22,727</b>	<b>116</b>	<b>2.79</b>	<b>\$21,739</b>	<b>114</b>	<b>3.30</b>	<b>\$23,090</b>
<b>All Counties</b>	<b>3,514</b>	<b>3.76</b>	<b>\$48,972</b>	<b>3,418</b>	<b>4.01</b>	<b>\$54,818</b>	<b>3,546</b>	<b>3.78</b>	<b>\$55,289</b>	<b>3,457</b>	<b>3.91</b>	<b>\$60,730</b>	<b>3,777</b>	<b>3.90</b>	<b>\$66,439</b>

## Peptic Ulcer (380-384)

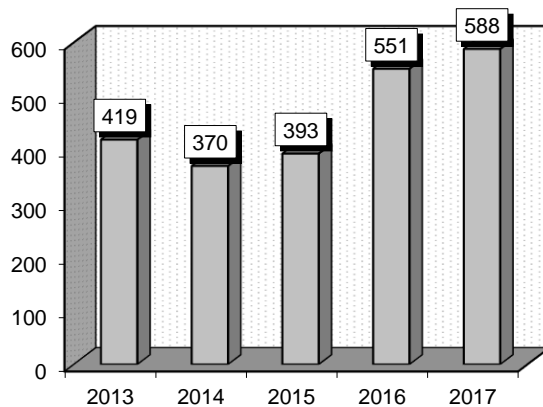
**Diagnoses:** that frequently accompanied Peptic Ulcer were: 1) Unspecified essential hypertension (4019), 2) Diaphragmatic hernia without mention of obstruction or gangrene (5533), 3) Acute posthemorrhagic anemia (2851), 4) Other and unspecified hyperlipidemia (2724).

**Procedures:** that frequently accompanied Peptic Ulcer were: 1) Esophagogastroduodenoscopy [EGD] with closed biopsy (4516), 2) Other endoscopy of small intestine (4513), 3) Transfusion of packed cells (9904), 4) Venous catheterization, not elsewhere classified (3893), 5) Endoscopic excision or destruction of lesion or tissue of esophagus (4233).

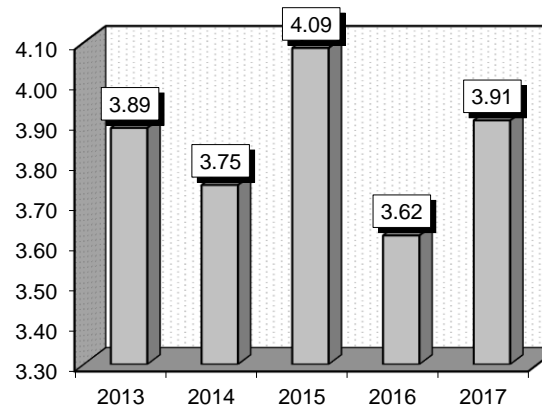
**Definitions: Peptic ulcer:** An ulcer of the upper digestive tract, usually in the stomach or duodenum, where the mucous membrane is exposed to gastric secretions. **Duodenum:** First part of the small intestine. **Duodenal ulcer:** An ulcer in the duodenum, or the first part of the small intestine. The most common type of peptic ulcer. **Hypertrophic pyloric stenosis:** Narrowing (stenosis) of the opening from the stomach to the first part of the small intestine known as the duodenum, due to enlargement (hypertrophy) of the muscle surrounding this opening (the pylorus, meaning "gate"), which spasms when the stomach empties. **Esophagogastroduodenoscopy:** A diagnostic procedure that allows the physician to diagnose and treat problems in the upper gastrointestinal (UGI) tract. The doctor uses a long, flexible, lighted tube called an endoscope.

Gender	2013			2014			2015			2016			2017		
	Cases	Avg LOS	Avg Bill	Cases	Avg LOS	Avg Bill	Cases	Avg LOS	Avg Bill	Cases	Avg LOS	Avg Bill	Cases	Avg LOS	Avg Bill
Male	222	4.30	\$56,271	181	3.66	\$48,355	205	3.92	\$56,040	299	3.44	\$55,183	321	3.93	\$63,374
Female	197	3.43	\$42,404	189	3.83	\$53,892	188	4.27	\$62,091	252	3.84	\$62,681	267	3.88	\$63,069
Age Group	Cases	Avg LOS	Avg Bill	Cases	Avg LOS	Avg Bill	Cases	Avg LOS	Avg Bill	Cases	Avg LOS	Avg Bill	Cases	Avg LOS	Avg Bill
0-17	5	7.80	\$55,841	5	2.40	\$30,001	3	2.00	\$24,720	9	2.89	\$33,103	4	2.25	\$42,125
18-35	33	3.39	\$35,089	29	2.90	\$36,968	40	3.93	\$53,393	44	2.77	\$48,587	46	2.89	\$54,102
36-49	73	3.73	\$41,647	64	3.41	\$46,719	72	4.03	\$60,334	94	3.20	\$59,450	88	3.81	\$67,203
50-64	142	3.75	\$52,407	120	3.83	\$52,763	128	3.80	\$58,115	160	3.55	\$58,209	186	3.75	\$63,305
65+	166	4.06	\$53,776	152	4.03	\$55,226	150	4.44	\$61,124	244	4.01	\$61,302	264	4.25	\$63,776
<b>Total</b>	<b>419</b>	<b>3.89</b>	<b>\$49,751</b>	<b>370</b>	<b>3.75</b>	<b>\$51,184</b>	<b>393</b>	<b>4.09</b>	<b>\$58,934</b>	<b>551</b>	<b>3.62</b>	<b>\$58,612</b>	<b>588</b>	<b>3.91</b>	<b>\$63,236</b>

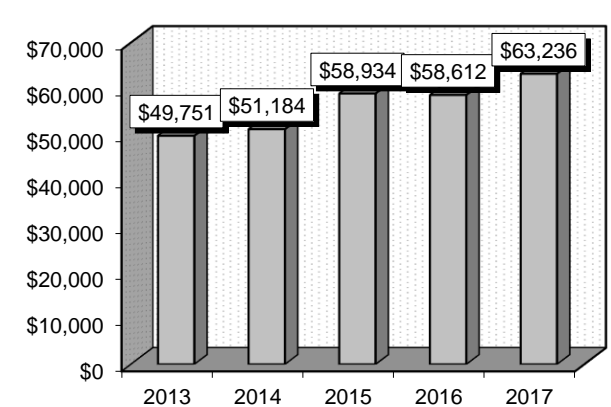
Patient Discharges (Cases)



Average Length of Stay (Avg LOS)



Average Billed Charges (Avg Bill)





County / Hospital	2013			2014			2015			2016			2017		
	Cases	Avg LOS	Avg Bill	Cases	Avg LOS	Avg Bill	Cases	Avg LOS	Avg Bill	Cases	Avg LOS	Avg Bill	Cases	Avg LOS	Avg Bill
<b>Clark</b>															
Centennial Hills	28	2.04	\$42,111	30	3.40	\$60,486	30	3.33	\$69,715	34	3.59	\$75,843	26	3.23	\$80,898
Desert Springs	31	3.77	\$48,857	23	3.65	\$63,124	40	3.75	\$65,474	54	3.37	\$63,010	36	3.14	\$71,180
Henderson Hospital	0	0.00	\$0	0	0.00	\$0	0	0.00	\$0	0	0.00	\$0	17	2.76	\$56,752
Mountain View	29	4.38	\$66,154	44	3.70	\$62,192	33	4.45	\$71,311	56	3.96	\$73,972	58	4.09	\$82,535
Mountain's Edge	0	0.00	\$0	0	0.00	\$0	0	0.00	\$0	1	8.00	\$27,310	1	2.00	\$5,978
North Vista	17	3.88	\$37,676	7	4.29	\$40,974	14	5.64	\$51,058	12	3.75	\$51,606	24	3.75	\$50,240
Southern Hills	4	2.25	\$34,755	11	2.82	\$35,331	7	3.57	\$51,362	20	3.40	\$58,692	18	2.89	\$60,891
Spring Valley	29	4.45	\$97,412	28	4.11	\$72,850	26	5.12	\$102,213	23	2.57	\$65,130	33	3.52	\$78,282
St. Rose-Rose de Lima	7	2.14	\$37,416	5	3.80	\$44,967	6	2.83	\$67,148	8	3.75	\$47,071	3	1.67	\$51,573
St. Rose-San Martin	22	2.32	\$36,752	18	4.11	\$54,070	10	3.20	\$56,880	12	4.25	\$59,676	4	3.00	\$64,479
St. Rose-Siena	32	4.53	\$54,412	28	3.75	\$46,995	12	3.33	\$54,410	21	4.10	\$72,408	24	4.13	\$65,876
Summerlin	24	4.46	\$70,644	15	4.67	\$74,483	21	5.05	\$71,154	30	4.50	\$107,525	36	3.72	\$90,791
Sunrise	36	4.19	\$55,812	24	3.17	\$46,684	51	4.92	\$69,181	53	3.68	\$60,105	46	4.15	\$82,653
UMC	40	3.93	\$30,905	23	3.87	\$33,289	41	3.80	\$40,645	51	3.88	\$58,476	58	4.66	\$66,583
Valley	23	5.04	\$78,756	20	4.35	\$71,875	25	3.20	\$63,152	24	3.29	\$73,563	21	3.71	\$87,147
<b>Total</b>	<b>322</b>	<b>3.87</b>	<b>\$55,219</b>	<b>276</b>	<b>3.79</b>	<b>\$56,786</b>	<b>316</b>	<b>4.16</b>	<b>\$65,468</b>	<b>399</b>	<b>3.71</b>	<b>\$68,206</b>	<b>405</b>	<b>3.78</b>	<b>\$74,234</b>
<b>Washoe</b>															
Carson Tahoe	14	3.07	\$24,309	12	3.25	\$39,337	13	4.08	\$35,369	41	3.46	\$32,503	42	3.10	\$30,770
Northern Nevada	7	3.14	\$40,705	16	3.69	\$56,366	0	0.00	\$0	4	2.25	\$50,912	8	3.38	\$62,918
Renown Regional	24	4.88	\$36,011	26	4.19	\$31,596	21	3.95	\$36,557	46	3.57	\$33,901	53	5.43	\$48,131
Renown S. Meadows	4	4.75	\$40,067	6	3.67	\$35,004	3	2.00	\$22,431	14	2.79	\$37,662	10	2.50	\$35,524
Saint Mary's	36	3.83	\$31,583	20	3.55	\$27,708	30	3.37	\$25,988	36	3.44	\$29,082	50	4.80	\$37,861
Sierra Surgery	0	0.00	\$0	0	0.00	\$0	0	0.00	\$0	0	0.00	\$0	0	0.00	\$0
<b>Total</b>	<b>85</b>	<b>3.99</b>	<b>\$32,786</b>	<b>80</b>	<b>3.75</b>	<b>\$36,995</b>	<b>67</b>	<b>3.63</b>	<b>\$30,961</b>	<b>141</b>	<b>3.39</b>	<b>\$33,120</b>	<b>163</b>	<b>4.36</b>	<b>\$40,459</b>
<b>Rural</b>															
Battle Mountain	0	0.00	\$0	0	0.00	\$0	0	0.00	\$0	0	0.00	\$0	0	0.00	\$0
Boulder City	0	0.00	\$0	0	0.00	\$0	0	0.00	\$0	0	0.00	\$0	0	0.00	\$0
Carson Valley	3	2.00	\$19,899	0	0.00	\$0	4	6.00	\$45,496	3	2.33	\$16,158	5	2.80	\$19,428
Churchill	2	3.00	\$22,556	2	2.00	\$19,324	3	3.67	\$31,152	3	5.00	\$57,455	2	5.00	\$28,548
Desert View	1	15.00	\$56,976	3	1.67	\$12,147	1	2.00	\$12,117	0	0.00	\$0	1	2.00	\$16,423
Grover C. Dils	0	0.00	\$0	0	0.00	\$0	0	0.00	\$0	0	0.00	\$0	0	0.00	\$0
Humboldt	2	2.50	\$12,254	2	4.50	\$24,721	1	2.00	\$23,985	0	0.00	\$0	2	3.50	\$30,298
Incline Village	0	0.00	\$0	0	0.00	\$0	0	0.00	\$0	0	0.00	\$0	0	0.00	\$0
Mesa View	0	0.00	\$0	0	0.00	\$0	0	0.00	\$0	0	0.00	\$0	4	2.00	\$22,167
Mount Grant	0	0.00	\$0	0	0.00	\$0	0	0.00	\$0	0	0.00	\$0	0	0.00	\$0
Northeastern	4	2.75	\$23,068	7	3.29	\$25,842	1	8.00	\$87,425	5	3.00	\$38,010	6	2.67	\$33,829
Nye	0	0.00	\$0	0	0.00	\$0	0	0.00	\$0	0	0.00	\$0	0	0.00	\$0
Pershing	0	0.00	\$0	0	0.00	\$0	0	0.00	\$0	0	0.00	\$0	0	0.00	\$0
South Lyon	0	0.00	\$0	0	0.00	\$0	0	0.00	\$0	0	0.00	\$0	0	0.00	\$0
William Bee Ririe	0	0.00	\$0	0	0.00	\$0	0	0.00	\$0	0	0.00	\$0	0	0.00	\$0
<b>Total</b>	<b>12</b>	<b>3.58</b>	<b>\$23,214</b>	<b>14</b>	<b>2.93</b>	<b>\$21,816</b>	<b>10</b>	<b>4.70</b>	<b>\$39,897</b>	<b>11</b>	<b>3.36</b>	<b>\$37,354</b>	<b>20</b>	<b>2.85</b>	<b>\$26,145</b>
<b>All Counties</b>	<b>419</b>	<b>3.89</b>	<b>\$49,751</b>	<b>370</b>	<b>3.75</b>	<b>\$51,184</b>	<b>393</b>	<b>4.09</b>	<b>\$58,934</b>	<b>551</b>	<b>3.62</b>	<b>\$58,612</b>	<b>588</b>	<b>3.91</b>	<b>\$63,236</b>

## Inflammatory Bowel Disease (385-387)

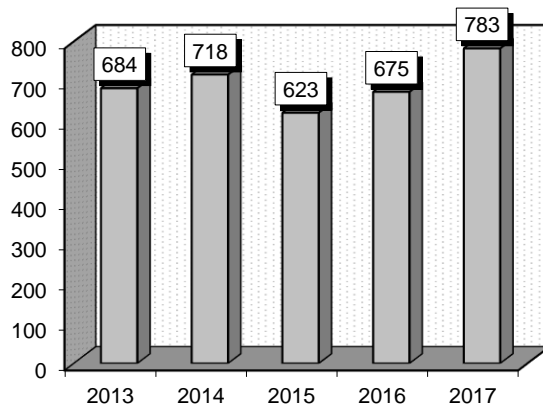
**Diagnoses:** that frequently accompanied Inflammatory Bowel Disease were: 1) Regional enteritis of unspecified site (5559), 2) Hypopotassemia (2768), 3) Unspecified essential hypertension (4019), 4) Tobacco use disorder (3051).

**Procedures:** that frequently accompanied Inflammatory Bowel Disease were: 1) Closed [endoscopic] biopsy of large intestine (4525), 2) Esophagogastroduodenoscopy [EGD] with closed biopsy (4516), 3) Transfusion of packed cells (9904), 4) Venous catheterization, not elsewhere classified (3893), 5) Closed [endoscopic] biopsy of rectum (4824).

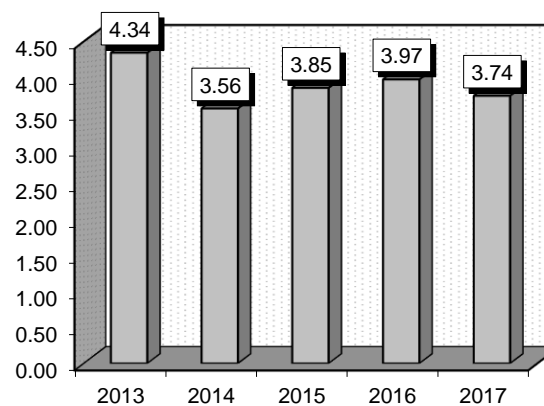
**Definitions: Inflammatory bowel disease:** Ongoing inflammation of all or part of the digestive tract. **Colitis:** Inflammation of the colon. **Endoscopic biopsy:** A biopsy obtained by instruments passed through an endoscope or obtained by a needle introduced under endoscopic guidance. **Esophagogastroduodenoscopy:** A diagnostic procedure that allows the physician to diagnose and treat problems in the upper gastrointestinal (UGI) tract. The doctor uses a long, flexible, lighted tube called an endoscope.

Gender	2013			2014			2015			2016			2017		
	Cases	Avg LOS	Avg Bill	Cases	Avg LOS	Avg Bill	Cases	Avg LOS	Avg Bill	Cases	Avg LOS	Avg Bill	Cases	Avg LOS	Avg Bill
Male	315	4.24	\$39,288	306	3.54	\$40,854	324	3.67	\$48,003	317	3.76	\$50,124	385	3.73	\$54,597
Female	369	4.43	\$45,107	412	3.58	\$44,883	299	4.05	\$49,910	358	4.16	\$54,664	398	3.75	\$58,048
Age Group	Cases	Avg LOS	Avg Bill	Cases	Avg LOS	Avg Bill	Cases	Avg LOS	Avg Bill	Cases	Avg LOS	Avg Bill	Cases	Avg LOS	Avg Bill
0-17	26	5.81	\$45,386	28	4.75	\$43,010	29	4.59	\$52,881	37	5.19	\$63,340	50	5.42	\$95,585
18-35	230	3.54	\$36,848	235	3.39	\$39,973	187	3.57	\$44,979	206	3.90	\$50,709	229	3.46	\$49,226
36-49	175	3.88	\$41,125	182	3.29	\$40,833	143	3.46	\$45,785	158	3.75	\$47,467	177	3.46	\$52,064
50-64	148	5.43	\$48,855	155	3.96	\$46,981	134	3.63	\$46,732	164	3.88	\$53,092	194	3.87	\$58,181
65+	105	4.98	\$47,027	118	3.53	\$48,146	130	4.75	\$59,401	110	4.13	\$58,749	133	3.78	\$56,906
<b>Total</b>	<b>684</b>	<b>4.34</b>	<b>\$42,427</b>	<b>718</b>	<b>3.56</b>	<b>\$43,166</b>	<b>623</b>	<b>3.85</b>	<b>\$48,918</b>	<b>675</b>	<b>3.97</b>	<b>\$52,532</b>	<b>783</b>	<b>3.74</b>	<b>\$56,351</b>

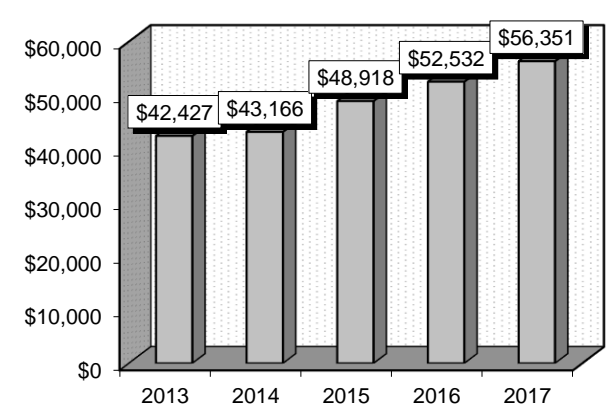
**Patient Discharges (Cases)**



**Average Length of Stay (Avg LOS)**



**Average Billed Charges (Avg Bill)**



County / Hospital	2013			2014			2015			2016			2017		
	Cases	Avg LOS	Avg Bill	Cases	Avg LOS	Avg Bill	Cases	Avg LOS	Avg Bill	Cases	Avg LOS	Avg Bill	Cases	Avg LOS	Avg Bill
<b>Clark</b>															
Centennial Hills	35	3.00	\$45,431	35	2.71	\$51,048	53	3.21	\$58,666	36	3.17	\$54,262	47	3.38	\$63,292
Desert Springs	37	4.92	\$59,728	37	3.49	\$47,234	35	3.40	\$54,844	47	3.91	\$61,597	38	4.45	\$78,257
Henderson Hospital	0	0.00	\$0	0	0.00	\$0	0	0.00	\$0	2	6.00	\$95,234	14	2.21	\$48,581
Mountain View	61	4.25	\$48,255	54	3.48	\$42,847	55	3.96	\$50,837	51	4.39	\$64,665	59	3.95	\$65,660
Mountain's Edge	0	0.00	\$0	0	0.00	\$0	0	0.00	\$0	2	20.00	\$96,067	19	4.05	\$17,876
North Vista	28	4.29	\$32,629	17	6.29	\$47,716	12	5.67	\$42,048	13	2.85	\$31,609	12	2.50	\$35,342
Southern Hills	38	3.24	\$39,880	33	3.36	\$45,512	32	3.25	\$47,820	35	3.63	\$52,482	67	4.31	\$61,133
Spring Valley	28	2.82	\$41,740	45	3.22	\$53,298	41	2.24	\$52,899	24	3.54	\$66,085	30	3.63	\$70,076
St. Rose-Rose de Lima	26	3.73	\$42,900	28	3.07	\$36,520	8	3.88	\$54,998	18	2.17	\$41,426	16	3.75	\$51,586
St. Rose-San Martin	59	3.59	\$31,086	43	3.09	\$34,399	32	4.72	\$50,995	33	3.76	\$50,147	47	3.83	\$53,144
St. Rose-Siena	38	5.42	\$50,133	54	3.19	\$39,349	39	4.51	\$58,414	43	5.02	\$58,666	70	3.53	\$54,320
Summerlin	56	6.02	\$67,584	80	4.29	\$73,526	72	4.46	\$69,018	79	4.28	\$78,158	84	3.93	\$94,044
Sunrise	56	4.50	\$50,908	60	4.37	\$52,173	64	4.33	\$54,714	57	4.32	\$55,901	47	5.00	\$75,537
UMC	67	6.16	\$33,643	61	3.48	\$27,132	61	4.34	\$37,568	62	4.06	\$41,953	75	3.80	\$41,802
Valley	32	4.38	\$56,208	33	4.64	\$61,845	27	3.04	\$51,808	26	4.46	\$76,152	31	2.74	\$49,402
<b>Total</b>	<b>561</b>	<b>4.50</b>	<b>\$46,139</b>	<b>580</b>	<b>3.68</b>	<b>\$48,094</b>	<b>515</b>	<b>3.96</b>	<b>\$53,774</b>	<b>528</b>	<b>4.08</b>	<b>\$59,144</b>	<b>656</b>	<b>3.84</b>	<b>\$62,053</b>
<b>Washoe</b>															
Carson Tahoe	26	3.00	\$21,637	27	3.15	\$22,387	17	3.06	\$24,051	21	3.57	\$25,869	26	3.15	\$20,389
Northern Nevada	7	3.43	\$36,188	7	1.71	\$27,770	2	3.00	\$42,833	7	3.71	\$57,814	6	2.00	\$41,198
Renown Regional	34	3.56	\$26,244	48	3.69	\$27,715	44	3.93	\$30,389	51	4.69	\$34,788	35	3.43	\$28,873
Renown S. Meadows	12	2.75	\$24,452	12	2.75	\$21,913	11	2.73	\$25,702	24	2.83	\$29,498	28	2.43	\$25,527
Saint Mary's	19	4.42	\$25,855	12	2.75	\$18,672	16	3.31	\$21,649	24	2.54	\$17,935	17	4.82	\$33,534
Sierra Surgery	0	0.00	\$0	0	0.00	\$0	0	0.00	\$0	0	0.00	\$0	0	0.00	\$0
<b>Total</b>	<b>98</b>	<b>3.47</b>	<b>\$25,437</b>	<b>106</b>	<b>3.21</b>	<b>\$24,681</b>	<b>90</b>	<b>3.49</b>	<b>\$27,341</b>	<b>127</b>	<b>3.69</b>	<b>\$30,398</b>	<b>112</b>	<b>3.25</b>	<b>\$27,435</b>
<b>Rural</b>															
Battle Mountain	0	0.00	\$0	0	0.00	\$0	0	0.00	\$0	0	0.00	\$0	0	0.00	\$0
Boulder City	0	0.00	\$0	2	1.50	\$4,626	0	0.00	\$0	0	0.00	\$0	0	0.00	\$0
Carson Valley	1	4.00	\$28,260	1	2.00	\$23,261	2	2.00	\$15,655	1	2.00	\$11,408	0	0.00	\$0
Churchill	10	5.60	\$28,164	4	3.25	\$18,403	3	2.67	\$17,643	4	2.00	\$11,500	7	5.00	\$30,425
Desert View	6	2.67	\$16,732	5	1.80	\$10,911	1	2.00	\$8,784	0	0.00	\$0	2	1.50	\$9,005
Grover C. Dils	1	4.00	\$5,796	0	0.00	\$0	0	0.00	\$0	0	0.00	\$0	0	0.00	\$0
Humboldt	0	0.00	\$0	5	3.80	\$17,215	1	3.00	\$16,154	0	0.00	\$0	1	2.00	\$16,945
Incline Village	0	0.00	\$0	0	0.00	\$0	0	0.00	\$0	0	0.00	\$0	0	0.00	\$0
Mesa View	1	2.00	\$15,826	5	1.60	\$9,695	2	3.50	\$15,244	2	1.50	\$5,666	0	0.00	\$0
Mount Grant	0	0.00	\$0	1	4.00	\$14,513	1	1.00	\$2,340	2	3.00	\$3,606	0	0.00	\$0
Northeastern	6	4.00	\$35,231	7	2.86	\$20,095	7	3.00	\$24,007	8	3.75	\$31,246	5	1.40	\$19,128
Nye	0	0.00	\$0	0	0.00	\$0	0	0.00	\$0	0	0.00	\$0	0	0.00	\$0
Pershing	0	0.00	\$0	0	0.00	\$0	0	0.00	\$0	0	0.00	\$0	0	0.00	\$0
South Lyon	0	0.00	\$0	1	1.00	\$7,465	1	2.00	\$11,666	1	3.00	\$12,765	0	0.00	\$0
William Bee Ririe	0	0.00	\$0	1	4.00	\$24,415	0	0.00	\$0	2	2.50	\$15,919	0	0.00	\$0
<b>Total</b>	<b>25</b>	<b>4.24</b>	<b>\$25,732</b>	<b>32</b>	<b>2.59</b>	<b>\$15,071</b>	<b>18</b>	<b>2.67</b>	<b>\$17,873</b>	<b>20</b>	<b>2.85</b>	<b>\$18,526</b>	<b>15</b>	<b>3.13</b>	<b>\$22,904</b>
<b>All Counties</b>	<b>684</b>	<b>4.34</b>	<b>\$42,427</b>	<b>718</b>	<b>3.56</b>	<b>\$43,166</b>	<b>623</b>	<b>3.85</b>	<b>\$48,918</b>	<b>675</b>	<b>3.97</b>	<b>\$52,532</b>	<b>783</b>	<b>3.74</b>	<b>\$56,351</b>

## Gastrointestinal Obstruction (388-390)

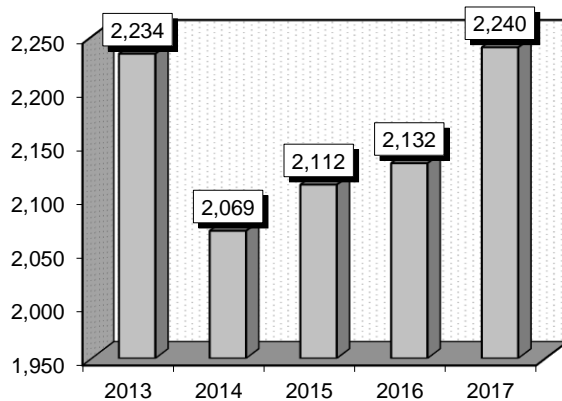
**Diagnoses:** that frequently accompanied Gastrointestinal Obstruction were: 1) Unspecified essential hypertension (4019), 2) Paralytic ileus (5601), 3) Dehydration (27651), 4) Hypopotassemia (2768), 5) Other and unspecified hyperlipidemia (2724), 6) Urinary tract infection, site not specified (5990), 7) Unspecified acquired hypothyroidism (2449).

**Definitions:** **Hypertension:** High blood pressure. **Dehydration:** Occurs when you use or lose more fluid than you take in, and your body doesn't have enough water and other fluids to carry out its normal functions. **Hernia:** A general term used to describe a bulge or protrusion of an organ through the structure or muscle that usually contains it.

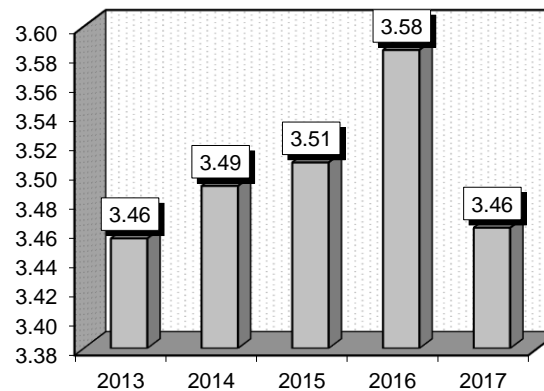
**Hypopotassemia:** A deficiency of potassium in the blood. **Gastroenteritis:** Inflammation of the stomach and intestines, typically resulting from bacterial toxins or viral infection and causing vomiting and diarrhea. **Diverticulitis:** Inflammation of a diverticulum, especially of the small pockets in the wall of the colon which fill with stagnant fecal material and become inflamed; rarely, they may cause obstruction, perforation, or bleeding. **Peritoneum:** The serous membrane lining the cavity of the abdomen and covering the abdominal organs.

Gender	2013			2014			2015			2016			2017		
	Cases	Avg LOS	Avg Bill	Cases	Avg LOS	Avg Bill	Cases	Avg LOS	Avg Bill	Cases	Avg LOS	Avg Bill	Cases	Avg LOS	Avg Bill
Male	1,011	3.22	\$32,221	929	3.32	\$37,264	977	3.40	\$39,756	962	3.58	\$43,374	1,063	3.21	\$43,650
Female	1,223	3.65	\$37,522	1,140	3.63	\$40,129	1,135	3.60	\$41,217	1,170	3.59	\$43,871	1,177	3.69	\$51,208
Age Group	Cases	Avg LOS	Avg Bill	Cases	Avg LOS	Avg Bill	Cases	Avg LOS	Avg Bill	Cases	Avg LOS	Avg Bill	Cases	Avg LOS	Avg Bill
0-17	56	2.52	\$18,785	50	4.68	\$53,983	67	2.40	\$23,200	66	2.92	\$31,121	71	2.65	\$32,827
18-35	168	2.77	\$26,961	141	2.74	\$31,227	190	3.19	\$37,521	171	3.33	\$44,959	185	2.88	\$48,032
36-49	354	3.17	\$30,631	341	3.07	\$33,006	311	3.00	\$35,851	279	2.78	\$36,695	311	3.04	\$41,078
50-64	600	3.32	\$34,174	548	3.22	\$33,952	598	3.35	\$38,209	579	3.64	\$42,854	602	3.37	\$45,744
65+	1,056	3.79	\$39,334	989	3.83	\$43,885	946	3.91	\$45,392	1,037	3.86	\$46,540	1,071	3.79	\$51,487
<b>Total</b>	<b>2,234</b>	<b>3.46</b>	<b>\$35,123</b>	<b>2,069</b>	<b>3.49</b>	<b>\$38,843</b>	<b>2,112</b>	<b>3.51</b>	<b>\$40,541</b>	<b>2,132</b>	<b>3.58</b>	<b>\$43,647</b>	<b>2,240</b>	<b>3.46</b>	<b>\$47,621</b>

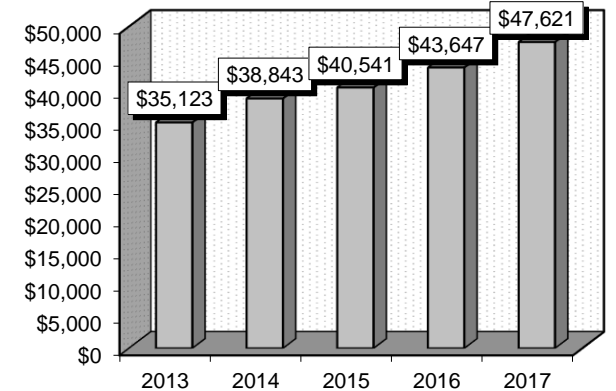
**Patient Discharges (Cases)**



**Average Length of Stay (Avg LOS)**



**Average Billed Charges (Avg Bill)**



County / Hospital	2013			2014			2015			2016			2017		
	Cases	Avg LOS	Avg Bill	Cases	Avg LOS	Avg Bill	Cases	Avg LOS	Avg Bill	Cases	Avg LOS	Avg Bill	Cases	Avg LOS	Avg Bill
<b>Clark</b>															
Centennial Hills	121	2.88	\$42,066	106	2.78	\$46,754	107	2.69	\$45,604	110	3.02	\$55,140	123	3.07	\$59,723
Desert Springs	112	3.47	\$44,359	108	4.12	\$52,436	107	3.36	\$49,403	111	3.23	\$50,047	118	3.83	\$63,123
Henderson Hospital	0	0.00	\$0	0	0.00	\$0	0	0.00	\$0	4	1.50	\$44,252	67	3.03	\$61,398
Mountain View	153	4.51	\$52,179	171	4.12	\$49,948	192	3.96	\$53,403	179	4.63	\$60,778	133	4.35	\$66,578
Mountain's Edge	0	0.00	\$0	0	0.00	\$0	0	0.00	\$0	7	8.43	\$44,054	21	6.95	\$39,571
North Vista	49	3.94	\$31,527	54	3.33	\$27,375	61	2.95	\$24,039	49	3.98	\$48,036	27	2.48	\$30,288
Southern Hills	77	3.42	\$39,828	97	3.90	\$46,562	97	3.42	\$47,484	83	3.73	\$52,394	95	3.51	\$52,157
Spring Valley	121	2.89	\$36,019	89	3.40	\$48,960	108	3.25	\$54,558	77	3.22	\$54,402	106	3.36	\$57,795
St. Rose-Rose de Lima	86	3.52	\$35,519	77	2.94	\$36,117	70	3.93	\$46,929	53	3.42	\$49,547	63	3.03	\$44,067
St. Rose-San Martin	127	3.39	\$34,129	111	3.32	\$34,858	86	3.86	\$46,879	75	3.84	\$45,495	96	2.48	\$37,306
St. Rose-Siena	151	3.80	\$36,976	130	3.32	\$40,419	156	3.74	\$45,231	193	3.83	\$46,478	193	3.59	\$48,556
Summerlin	166	3.96	\$54,935	157	4.20	\$71,021	142	3.51	\$52,660	165	3.35	\$58,410	170	3.89	\$84,467
Sunrise	175	3.32	\$37,316	169	3.12	\$38,712	183	3.88	\$48,528	198	3.87	\$50,290	213	3.47	\$51,708
UMC	131	3.72	\$24,603	118	4.05	\$24,400	118	3.34	\$26,431	113	4.15	\$38,348	103	3.45	\$36,081
Valley	125	3.74	\$44,602	86	4.26	\$60,708	100	4.24	\$55,537	96	4.02	\$59,715	105	3.68	\$59,527
<b>Total</b>	<b>1,594</b>	<b>3.60</b>	<b>\$40,421</b>	<b>1,473</b>	<b>3.64</b>	<b>\$45,628</b>	<b>1,527</b>	<b>3.60</b>	<b>\$47,012</b>	<b>1,513</b>	<b>3.78</b>	<b>\$51,914</b>	<b>1,633</b>	<b>3.54</b>	<b>\$56,070</b>
<b>Washoe</b>															
Carson Tahoe	103	3.44	\$26,344	90	3.08	\$22,246	86	3.05	\$21,623	106	3.24	\$22,295	113	3.53	\$21,920
Northern Nevada	47	2.55	\$28,760	36	2.44	\$32,846	41	2.78	\$38,772	37	2.24	\$36,522	37	3.30	\$50,389
Renown Regional	175	3.41	\$23,851	181	3.46	\$25,750	158	3.67	\$26,344	185	3.58	\$28,158	179	3.49	\$26,138
Renown S. Meadows	48	2.75	\$24,725	42	2.62	\$22,744	50	2.34	\$22,594	59	2.29	\$23,398	65	2.77	\$26,781
Saint Mary's	144	3.22	\$17,878	125	3.23	\$18,190	120	3.77	\$23,377	123	3.28	\$20,188	110	3.53	\$23,588
Sierra Surgery	1	9.00	\$48,370	0	0.00	\$0	0	0.00	\$0	0	0.00	\$0	0	0.00	\$0
<b>Total</b>	<b>518</b>	<b>3.23</b>	<b>\$23,260</b>	<b>474</b>	<b>3.18</b>	<b>\$23,363</b>	<b>455</b>	<b>3.35</b>	<b>\$25,377</b>	<b>510</b>	<b>3.19</b>	<b>\$25,073</b>	<b>504</b>	<b>3.40</b>	<b>\$26,499</b>
<b>Rural</b>															
Battle Mountain	0	0.00	\$0	1	2.00	\$8,571	1	4.00	\$19,083	1	2.00	\$3,737	0	0.00	\$0
Boulder City	1	6.00	\$34,719	3	2.00	\$9,819	3	9.67	\$33,857	1	2.00	\$10,787	2	1.00	\$8,703
Carson Valley	20	1.90	\$11,157	18	2.72	\$14,570	30	2.40	\$14,099	30	2.17	\$12,162	34	2.65	\$16,883
Churchill	23	2.43	\$15,717	14	3.36	\$19,784	25	3.36	\$19,325	16	2.81	\$14,269	13	4.31	\$24,081
Desert View	13	2.54	\$15,349	23	2.78	\$16,760	14	2.07	\$15,969	8	2.25	\$15,153	3	1.00	\$5,372
Grover C. Dils	0	0.00	\$0	5	2.80	\$4,345	3	4.33	\$6,926	2	2.50	\$7,507	2	2.50	\$12,690
Humboldt	10	2.00	\$6,763	8	2.50	\$8,554	11	2.55	\$14,750	9	2.56	\$17,941	8	2.13	\$11,111
Incline Village	0	0.00	\$0	0	0.00	\$0	0	0.00	\$0	0	0.00	\$0	0	0.00	\$0
Mesa View	12	1.83	\$9,045	22	3.00	\$15,228	18	3.28	\$17,441	10	4.40	\$20,973	13	2.31	\$15,666
Mount Grant	4	1.75	\$8,312	3	3.67	\$15,710	3	2.33	\$4,952	8	2.00	\$3,091	4	1.00	\$2,825
Northeastern	34	3.47	\$26,170	24	3.08	\$26,474	18	3.11	\$26,076	19	3.26	\$27,904	17	2.53	\$25,889
Nye	3	2.33	\$15,623	0	0.00	\$0	0	0.00	\$0	0	0.00	\$0	0	0.00	\$0
Pershing	0	0.00	\$0	0	0.00	\$0	0	0.00	\$0	0	0.00	\$0	1	3.00	\$5,857
South Lyon	0	0.00	\$0	1	3.00	\$10,930	2	2.50	\$10,320	4	2.25	\$9,161	4	2.25	\$6,958
William Bee Ririe	2	2.50	\$10,046	0	0.00	\$0	2	3.00	\$18,617	1	2.00	\$14,748	2	2.50	\$15,274
<b>Total</b>	<b>122</b>	<b>2.56</b>	<b>\$16,271</b>	<b>122</b>	<b>2.92</b>	<b>\$17,060</b>	<b>130</b>	<b>3.02</b>	<b>\$17,611</b>	<b>109</b>	<b>2.69</b>	<b>\$15,793</b>	<b>103</b>	<b>2.59</b>	<b>\$17,031</b>
<b>All Counties</b>	<b>2,234</b>	<b>3.46</b>	<b>\$35,123</b>	<b>2,069</b>	<b>3.49</b>	<b>\$38,843</b>	<b>2,112</b>	<b>3.51</b>	<b>\$40,541</b>	<b>2,132</b>	<b>3.58</b>	<b>\$43,647</b>	<b>2,240</b>	<b>3.46</b>	<b>\$47,621</b>

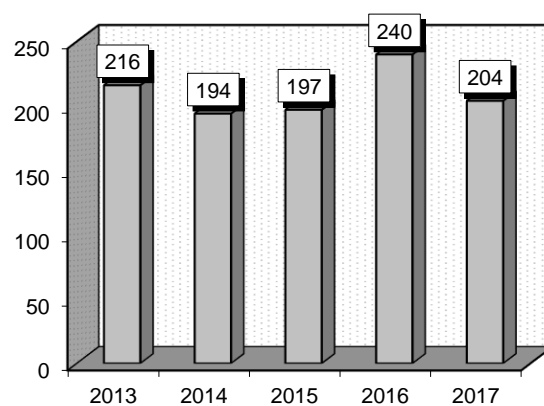
## Cholecystectomy - Nonlaparoscopic (411-416)

**Procedures:** that frequently accompanied Cholecystectomy - Nonlaparoscopic were: 1) Intraoperative cholangiogram (8753), 2) Venous catheterization, not elsewhere classified (3893), 3) Endoscopic sphincterotomy and papillotomy (5185), 4) Endoscopic removal of stone(s) from biliary tract (5188).

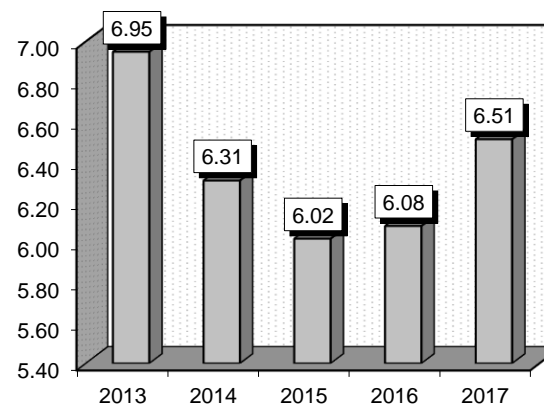
**Definitions: Cholecystectomy nonlaparoscopic:** (AKA conventional or open cholecystectomy) The gallbladder is removed through a surgical incision high in the right abdomen, just beneath the ribs. **Cholecystitis:** Inflammation of the gallbladder. **Cholangiogram:** A radiograph of the bile ducts made after the ingestion or injection of a radiopaque substance. **Sphincterotomy:** Incision or division of a sphincter muscle. **Cannulation:** Introduction of a cannula (a flexible tube) into a tube-like organ or body cavity. **Electrocautery:** Cauterization of tissue by means of an electrode that consists of a red hot piece of metal, such as a wire, held in a holder, and is heated by either direct or alternating current. The term electrocautery is used to refer to both the procedure and the instrument used in the procedure. **Papillotomy:** A surgical incision in the papilla (a small cone shaped projection) of the duodenum (the beginning portion of the small intestine).

Gender	2013			2014			2015			2016			2017		
	Cases	Avg LOS	Avg Bill	Cases	Avg LOS	Avg Bill	Cases	Avg LOS	Avg Bill	Cases	Avg LOS	Avg Bill	Cases	Avg LOS	Avg Bill
Male	105	7.69	\$123,484	95	6.69	\$103,675	100	6.72	\$132,949	112	6.63	\$134,886	107	6.45	\$140,053
Female	111	6.25	\$94,684	99	5.94	\$106,228	97	5.30	\$97,884	128	5.61	\$113,308	97	6.59	\$136,361
Age Group	Cases	Avg LOS	Avg Bill	Cases	Avg LOS	Avg Bill	Cases	Avg LOS	Avg Bill	Cases	Avg LOS	Avg Bill	Cases	Avg LOS	Avg Bill
0-17	2	4.50	\$39,686	0	0.00	\$0	1	3.00	\$51,800	0	0.00	\$0	1	6.00	\$135,103
18-35	23	4.74	\$74,498	23	4.17	\$77,445	22	3.18	\$78,195	33	4.06	\$101,880	19	4.95	\$114,126
36-49	42	5.67	\$91,167	29	5.17	\$87,385	31	4.65	\$86,750	42	6.24	\$133,611	40	5.75	\$126,470
50-64	61	7.25	\$104,657	62	6.02	\$103,758	65	6.28	\$120,249	66	6.15	\$119,371	58	6.36	\$146,900
65+	88	7.99	\$130,339	80	7.56	\$120,216	78	7.19	\$134,770	99	6.65	\$128,873	86	7.33	\$143,375
<b>Total</b>	<b>216</b>	<b>6.95</b>	<b>\$108,684</b>	<b>194</b>	<b>6.31</b>	<b>\$104,978</b>	<b>197</b>	<b>6.02</b>	<b>\$115,683</b>	<b>240</b>	<b>6.08</b>	<b>\$123,378</b>	<b>204</b>	<b>6.51</b>	<b>\$138,298</b>

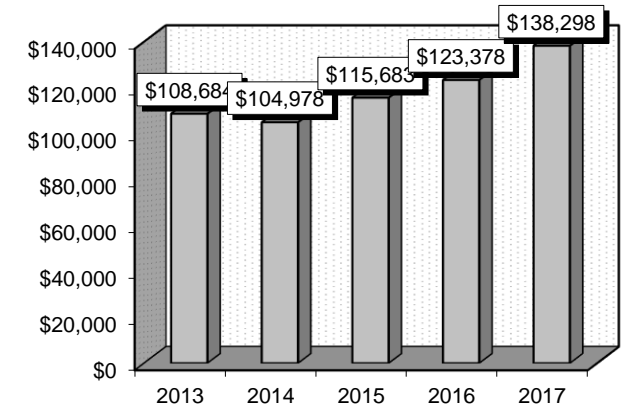
**Patient Discharges (Cases)**



**Average Length of Stay (Avg LOS)**



**Average Billed Charges (Avg Bill)**



County / Hospital	2013			2014			2015			2016			2017		
	Cases	Avg LOS	Avg Bill	Cases	Avg LOS	Avg Bill	Cases	Avg LOS	Avg Bill	Cases	Avg LOS	Avg Bill	Cases	Avg LOS	Avg Bill
<b>Clark</b>															
Centennial Hills	11	5.91	\$135,611	9	5.11	\$95,308	6	4.83	\$125,454	12	5.17	\$128,602	11	5.91	\$161,501
Desert Springs	21	8.05	\$139,889	13	4.38	\$99,092	13	6.23	\$145,986	18	5.11	\$139,963	13	5.85	\$168,353
Henderson Hospital	0	0.00	\$0	0	0.00	\$0	0	0.00	\$0	0	0.00	\$0	9	5.00	\$123,365
Mountain View	17	5.82	\$87,732	20	9.00	\$144,650	18	5.78	\$117,334	26	5.27	\$123,385	18	7.00	\$140,047
Mountain's Edge	0	0.00	\$0	0	0.00	\$0	0	0.00	\$0	0	0.00	\$0	0	0.00	\$0
North Vista	3	4.67	\$78,930	8	6.00	\$86,336	9	5.11	\$86,335	4	7.25	\$167,732	6	3.83	\$89,870
Southern Hills	6	6.67	\$106,583	5	5.40	\$92,682	3	3.00	\$54,202	6	6.00	\$108,649	10	5.10	\$99,644
Spring Valley	23	7.74	\$132,078	14	7.79	\$148,557	16	5.31	\$119,601	19	5.53	\$136,012	20	7.95	\$210,685
St. Rose-Rose de Lima	2	7.00	\$121,795	3	4.67	\$93,475	3	9.33	\$155,923	3	2.67	\$110,523	2	8.50	\$203,236
St. Rose-San Martin	6	5.17	\$78,853	2	5.50	\$116,436	1	11.00	\$142,429	1	1.00	\$86,487	3	2.00	\$66,102
St. Rose-Siena	5	5.80	\$115,052	9	7.22	\$143,282	4	9.75	\$193,562	8	4.75	\$126,099	3	7.00	\$127,498
Summerlin	15	6.20	\$135,669	10	6.70	\$129,435	11	7.45	\$175,336	8	5.00	\$124,773	11	9.27	\$217,792
Sunrise	17	6.12	\$101,898	29	5.48	\$109,801	37	5.62	\$124,927	42	8.45	\$187,250	25	6.40	\$136,771
UMC	19	7.32	\$104,888	17	7.06	\$112,999	17	7.53	\$153,247	18	6.06	\$142,499	18	7.06	\$165,206
Valley	15	9.93	\$173,056	9	6.22	\$111,021	11	6.82	\$144,923	8	6.38	\$138,268	9	7.89	\$202,416
<b>Total</b>	<b>160</b>	<b>7.03</b>	<b>\$121,768</b>	<b>148</b>	<b>6.48</b>	<b>\$118,071</b>	<b>149</b>	<b>6.21</b>	<b>\$132,554</b>	<b>173</b>	<b>6.14</b>	<b>\$145,308</b>	<b>158</b>	<b>6.64</b>	<b>\$157,869</b>
<b>Washoe</b>															
Carson Tahoe	10	5.30	\$70,283	5	8.00	\$73,739	6	3.83	\$46,248	16	4.44	\$54,932	6	6.17	\$69,136
Northern Nevada	5	7.80	\$119,179	2	8.00	\$115,083	1	3.00	\$84,307	1	5.00	\$120,101	3	6.00	\$111,496
Renown Regional	22	7.27	\$67,020	24	6.25	\$62,475	24	6.67	\$70,783	32	7.03	\$72,995	18	6.11	\$65,783
Renown S. Meadows	4	7.25	\$71,618	1	4.00	\$60,243	1	6.00	\$44,521	2	4.00	\$43,711	5	7.60	\$77,625
Saint Mary's	7	8.14	\$67,300	5	4.80	\$66,178	8	3.75	\$62,313	9	6.33	\$77,771	8	6.63	\$83,157
Sierra Surgery	1	1.00	\$18,253	1	1.00	\$18,152	0	0.00	\$0	0	0.00	\$0	0	0.00	\$0
<b>Total</b>	<b>49</b>	<b>6.92</b>	<b>\$72,428</b>	<b>38</b>	<b>6.18</b>	<b>\$65,988</b>	<b>40</b>	<b>5.55</b>	<b>\$65,090</b>	<b>60</b>	<b>6.10</b>	<b>\$68,704</b>	<b>40</b>	<b>6.40</b>	<b>\$74,670</b>
<b>Rural</b>															
Battle Mountain	0	0.00	\$0	0	0.00	\$0	0	0.00	\$0	0	0.00	\$0	0	0.00	\$0
Boulder City	0	0.00	\$0	0	0.00	\$0	0	0.00	\$0	0	0.00	\$0	0	0.00	\$0
Carson Valley	3	6.00	\$85,130	0	0.00	\$0	0	0.00	\$0	1	3.00	\$31,103	3	5.33	\$56,215
Churchill	3	5.67	\$48,195	1	4.00	\$40,022	0	0.00	\$0	1	6.00	\$62,080	0	0.00	\$0
Desert View	0	0.00	\$0	3	2.00	\$56,500	0	0.00	\$0	0	0.00	\$0	0	0.00	\$0
Grover C. Dils	0	0.00	\$0	0	0.00	\$0	0	0.00	\$0	0	0.00	\$0	0	0.00	\$0
Humboldt	0	0.00	\$0	1	7.00	\$44,835	2	6.00	\$51,630	1	4.00	\$44,425	0	0.00	\$0
Incline Village	0	0.00	\$0	0	0.00	\$0	0	0.00	\$0	0	0.00	\$0	0	0.00	\$0
Mesa View	0	0.00	\$0	1	3.00	\$33,606	3	5.00	\$45,499	0	0.00	\$0	1	3.00	\$35,827
Mount Grant	0	0.00	\$0	0	0.00	\$0	0	0.00	\$0	0	0.00	\$0	0	0.00	\$0
Northeastern	1	3.00	\$43,853	1	3.00	\$41,308	1	4.00	\$78,144	2	6.00	\$68,854	0	0.00	\$0
Nye	0	0.00	\$0	0	0.00	\$0	0	0.00	\$0	0	0.00	\$0	0	0.00	\$0
Pershing	0	0.00	\$0	0	0.00	\$0	0	0.00	\$0	0	0.00	\$0	0	0.00	\$0
South Lyon	0	0.00	\$0	0	0.00	\$0	0	0.00	\$0	0	0.00	\$0	0	0.00	\$0
William Bee Ririe	0	0.00	\$0	1	7.00	\$54,404	2	4.00	\$58,749	2	3.00	\$37,452	2	2.50	\$39,105
<b>Total</b>	<b>7</b>	<b>5.43</b>	<b>\$63,404</b>	<b>8</b>	<b>3.75</b>	<b>\$47,959</b>	<b>8</b>	<b>4.88</b>	<b>\$54,425</b>	<b>7</b>	<b>4.43</b>	<b>\$50,031</b>	<b>6</b>	<b>4.00</b>	<b>\$47,114</b>
<b>All Counties</b>	<b>216</b>	<b>6.95</b>	<b>\$108,684</b>	<b>194</b>	<b>6.31</b>	<b>\$104,978</b>	<b>197</b>	<b>6.02</b>	<b>\$115,683</b>	<b>240</b>	<b>6.08</b>	<b>\$123,378</b>	<b>204</b>	<b>6.51</b>	<b>\$138,298</b>

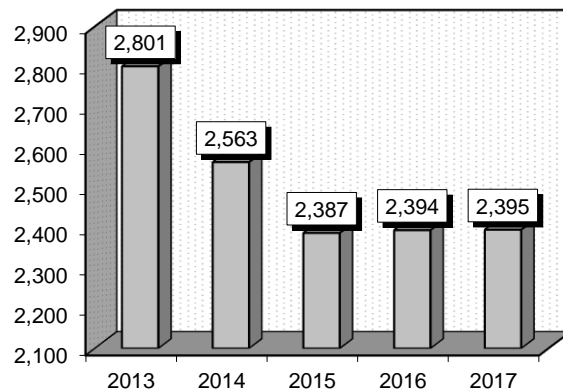
## Cholecystectomy - Laparoscopic (417-419)

**Procedures:** that frequently accompanied Cholecystectomy - Laparoscopic were: 1) Intraoperative cholangiogram (8753), 2) Endoscopic sphincterotomy and papillotomy (5185), 3) Endoscopic removal of stone(s) from biliary tract (5188), 4) Laparoscopic lysis of peritoneal adhesions (5451), 5) Esophagogastroduodenoscopy [EGD] with closed biopsy (4516).

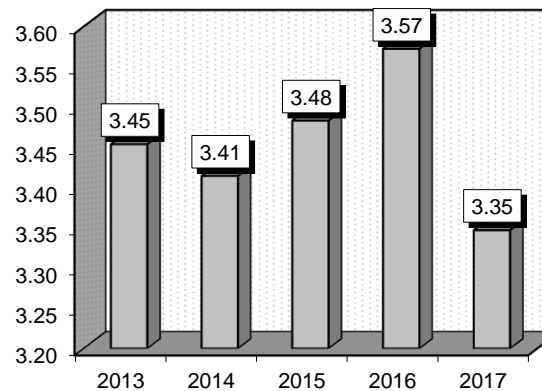
**Definitions:** **Laparoscope:** A usually rigid endoscope that is inserted through an incision in the abdominal wall and is used to examine visually the interior of the peritoneal cavity. **Cholecystectomy:** The surgical removal of the gallbladder. **Intraoperative:** Denotes that which occurs during an operation. **Cholangiogram:** A radiograph of the bile ducts made after the ingestion or injection of a radiopaque substance. **Sphincterotomy:** Incision or division of a sphincter muscle. **Peritoneum:** The serous membrane lining the cavity of the abdomen and covering the abdominal organs. **Adhesiolysis:** Severing of adhesive band(s); done by laparoscopy or laparotomy. **Esophagogastroduodenoscopy:** A diagnostic procedure that allows the physician to diagnose and treat problems in the upper gastrointestinal (UGI) tract. The doctor uses a long, flexible, lighted tube called an endoscope. **Endoscope:** Medical device consisting of a long, thin, flexible (or rigid) tube which has a light and a video camera.

Gender	2013			2014			2015			2016			2017		
	Cases	Avg LOS	Avg Bill	Cases	Avg LOS	Avg Bill	Cases	Avg LOS	Avg Bill	Cases	Avg LOS	Avg Bill	Cases	Avg LOS	Avg Bill
Male	978	4.00	\$73,492	827	3.80	\$72,561	800	3.80	\$83,443	867	3.97	\$90,266	891	3.62	\$93,962
Female	1,823	3.16	\$60,228	1,736	3.23	\$66,179	1,587	3.32	\$78,061	1,527	3.34	\$81,619	1,504	3.19	\$86,213
Age Group	Cases	Avg LOS	Avg Bill	Cases	Avg LOS	Avg Bill	Cases	Avg LOS	Avg Bill	Cases	Avg LOS	Avg Bill	Cases	Avg LOS	Avg Bill
0-17	42	2.95	\$46,402	54	3.24	\$48,510	46	3.72	\$62,306	28	4.18	\$71,917	39	3.64	\$69,778
18-35	770	2.62	\$52,618	709	2.71	\$56,665	610	2.60	\$64,845	594	2.79	\$73,765	610	2.79	\$80,713
36-49	653	2.96	\$60,726	617	2.87	\$60,530	550	2.93	\$71,211	548	2.83	\$76,780	555	2.87	\$84,578
50-64	668	3.44	\$66,362	570	3.35	\$70,308	615	3.59	\$89,454	586	3.75	\$87,583	568	3.22	\$87,597
65+	668	4.93	\$82,666	613	4.85	\$89,195	566	4.84	\$95,470	638	4.74	\$99,787	623	4.42	\$103,903
<b>Total</b>	<b>2,801</b>	<b>3.45</b>	<b>\$64,859</b>	<b>2,563</b>	<b>3.41</b>	<b>\$68,238</b>	<b>2,387</b>	<b>3.48</b>	<b>\$79,865</b>	<b>2,394</b>	<b>3.57</b>	<b>\$84,751</b>	<b>2,395</b>	<b>3.35</b>	<b>\$89,095</b>

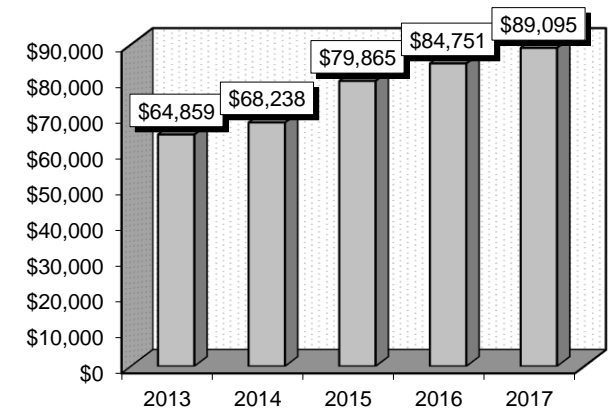
**Patient Discharges (Cases)**



**Average Length of Stay (Avg LOS)**



**Average Billed Charges (Avg Bill)**





County / Hospital	2013			2014			2015			2016			2017		
	Cases	Avg LOS	Avg Bill	Cases	Avg LOS	Avg Bill	Cases	Avg LOS	Avg Bill	Cases	Avg LOS	Avg Bill	Cases	Avg LOS	Avg Bill
<b>Clark</b>															
Centennial Hills	205	3.36	\$81,653	196	2.93	\$85,117	216	3.01	\$86,876	196	3.71	\$111,385	232	2.92	\$100,071
Desert Springs	148	4.57	\$105,970	136	3.85	\$101,044	142	3.64	\$110,852	167	4.10	\$119,837	161	4.03	\$124,610
Henderson Hospital	0	0.00	\$0	0	0.00	\$0	0	0.00	\$0	7	2.00	\$79,951	89	2.45	\$98,626
Mountain View	210	3.84	\$71,093	220	3.58	\$72,092	177	3.45	\$78,401	194	4.13	\$94,885	123	3.78	\$97,658
Mountain's Edge	0	0.00	\$0	0	0.00	\$0	0	0.00	\$0	0	0.00	\$0	0	0.00	\$0
North Vista	75	3.13	\$56,253	85	3.38	\$60,456	101	2.51	\$54,316	69	2.30	\$63,392	45	2.51	\$76,627
Southern Hills	71	3.01	\$59,548	97	2.84	\$58,825	63	3.25	\$73,521	93	3.31	\$79,047	90	2.84	\$77,427
Spring Valley	152	3.51	\$73,404	146	3.25	\$83,948	146	3.63	\$88,617	127	2.62	\$85,551	118	2.88	\$98,042
St. Rose-Rose de Lima	109	2.97	\$61,342	46	2.70	\$62,354	53	4.11	\$88,271	46	4.24	\$91,195	41	2.59	\$84,340
St. Rose-San Martin	95	3.48	\$68,402	90	3.47	\$72,795	65	3.86	\$84,416	58	3.26	\$82,376	72	2.79	\$88,311
St. Rose-Siena	210	3.31	\$72,948	162	3.90	\$77,143	140	3.54	\$83,127	94	3.22	\$83,440	155	3.26	\$96,854
Summerlin	190	3.67	\$84,838	165	3.61	\$90,615	167	4.11	\$143,973	181	3.65	\$112,445	170	3.52	\$113,497
Sunrise	172	3.60	\$74,453	172	4.42	\$85,077	171	4.82	\$102,358	200	4.35	\$101,940	180	4.09	\$114,376
UMC	258	3.17	\$58,242	245	3.35	\$61,761	238	3.11	\$78,514	214	3.49	\$90,624	219	3.02	\$99,485
Valley	143	3.48	\$74,741	110	4.19	\$92,766	122	3.46	\$85,106	126	3.47	\$95,838	92	3.52	\$99,755
<b>Total</b>	<b>2,038</b>	<b>3.50</b>	<b>\$73,650</b>	<b>1,870</b>	<b>3.54</b>	<b>\$78,194</b>	<b>1,801</b>	<b>3.55</b>	<b>\$90,982</b>	<b>1,772</b>	<b>3.63</b>	<b>\$97,307</b>	<b>1,787</b>	<b>3.28</b>	<b>\$101,695</b>
<b>Washoe</b>															
Carson Tahoe	117	2.85	\$43,780	128	3.14	\$43,091	90	3.58	\$46,963	100	3.36	\$47,819	107	3.38	\$47,909
Northern Nevada	74	3.08	\$60,031	62	2.10	\$53,159	70	2.83	\$64,432	74	3.05	\$73,755	68	2.81	\$81,120
Renown Regional	245	3.98	\$38,846	201	4.26	\$44,419	188	4.05	\$45,042	205	3.91	\$46,806	204	4.17	\$50,330
Renown S. Meadows	52	2.88	\$35,534	37	3.16	\$38,783	42	2.81	\$39,154	46	3.20	\$45,758	51	2.88	\$43,556
Saint Mary's	159	3.25	\$41,963	165	2.34	\$38,123	140	2.57	\$42,617	138	3.11	\$45,068	128	3.66	\$51,555
Sierra Surgery	1	10.00	\$17,681	2	4.00	\$31,495	0	0.00	\$0	0	0.00	\$0	0	0.00	\$0
<b>Total</b>	<b>648</b>	<b>3.42</b>	<b>\$42,623</b>	<b>595</b>	<b>3.19</b>	<b>\$42,904</b>	<b>530</b>	<b>3.32</b>	<b>\$46,822</b>	<b>563</b>	<b>3.44</b>	<b>\$50,016</b>	<b>558</b>	<b>3.62</b>	<b>\$53,280</b>
<b>Rural</b>															
Battle Mountain	0	0.00	\$0	0	0.00	\$0	0	0.00	\$0	0	0.00	\$0	0	0.00	\$0
Boulder City	0	0.00	\$0	0	0.00	\$0	0	0.00	\$0	0	0.00	\$0	0	0.00	\$0
Carson Valley	36	2.81	\$39,010	43	2.30	\$31,885	15	2.60	\$32,679	34	3.47	\$38,642	22	3.27	\$36,288
Churchill	19	2.89	\$32,119	17	1.94	\$34,215	13	3.00	\$33,726	1	2.00	\$29,951	2	2.00	\$31,162
Desert View	2	3.50	\$37,272	2	5.00	\$62,335	0	0.00	\$0	0	0.00	\$0	0	0.00	\$0
Grover C. Dils	0	0.00	\$0	0	0.00	\$0	0	0.00	\$0	0	0.00	\$0	0	0.00	\$0
Humboldt	25	2.36	\$24,655	23	2.09	\$25,668	11	3.18	\$31,737	6	2.33	\$32,074	16	2.88	\$42,392
Incline Village	0	0.00	\$0	0	0.00	\$0	0	0.00	\$0	0	0.00	\$0	0	0.00	\$0
Mesa View	6	2.83	\$37,070	3	2.33	\$31,574	7	2.86	\$41,924	2	3.00	\$33,794	1	2.00	\$25,403
Mount Grant	0	0.00	\$0	0	0.00	\$0	0	0.00	\$0	0	0.00	\$0	0	0.00	\$0
Northeastern	25	3.28	\$37,643	9	2.56	\$38,374	7	2.29	\$41,919	12	3.25	\$45,245	8	2.38	\$40,892
Nye	0	0.00	\$0	0	0.00	\$0	0	0.00	\$0	0	0.00	\$0	0	0.00	\$0
Pershing	0	0.00	\$0	0	0.00	\$0	0	0.00	\$0	0	0.00	\$0	0	0.00	\$0
South Lyon	0	0.00	\$0	0	0.00	\$0	0	0.00	\$0	0	0.00	\$0	0	0.00	\$0
William Bee Ririe	2	2.00	\$41,270	1	2.00	\$34,434	3	1.67	\$33,206	4	1.50	\$39,856	1	1.00	\$32,487
<b>Total</b>	<b>115</b>	<b>2.83</b>	<b>\$34,362</b>	<b>98</b>	<b>2.27</b>	<b>\$32,064</b>	<b>56</b>	<b>2.75</b>	<b>\$35,076</b>	<b>59</b>	<b>3.14</b>	<b>\$39,088</b>	<b>50</b>	<b>2.88</b>	<b>\$38,479</b>
<b>All Counties</b>	<b>2,801</b>	<b>3.45</b>	<b>\$64,859</b>	<b>2,563</b>	<b>3.41</b>	<b>\$68,238</b>	<b>2,387</b>	<b>3.48</b>	<b>\$79,865</b>	<b>2,394</b>	<b>3.57</b>	<b>\$84,751</b>	<b>2,395</b>	<b>3.35</b>	<b>\$89,095</b>

### Cirrhosis & Alcoholic Hepatitis (432-434)

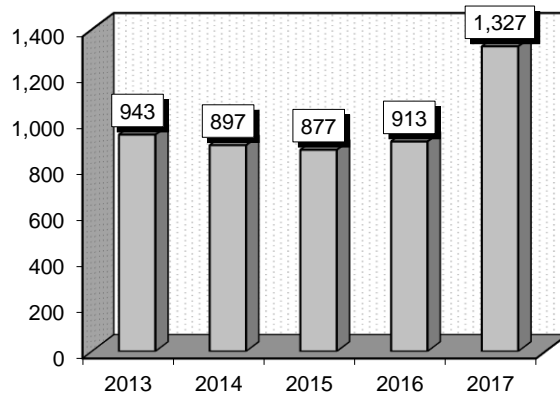
**Diagnoses:** that frequently accompanied Cirrhosis & Alcoholic Hepatitis were: 1) Ascites (7895), 2) Portal hypertension (5723), 3) Tobacco use disorder (3051), 4) Esophageal varices in diseases classified elsewhere, with bleeding (45620), 5) Unspecified essential hypertension (4019).

**Definitions:** **Cirrhosis:** A chronic degenerative disease in which normal liver cells are damaged and are then replaced by scar tissue. **Hepatitis:** Inflammation of the liver, due usually to viral infection but sometimes to toxic agents. **Portal hypertension:** Hypertension in the portal system as seen in cirrhosis of the liver and other conditions causing obstruction to the portal vein. **Hepatitis C:** A form of viral hepatitis caused by an RNA virus that is transmitted primarily by blood and blood products, as in blood transfusions or intravenous drug use, and sometimes through sexual contact. Most cases of non-A, non-B hepatitis are of this type. **Ascites:** The accumulation of fluid in the peritoneal cavity, causing abdominal swelling. **Esophageal varices:** Extremely dilated sub-mucosal veins in the lower third of the esophagus. They are most often a consequence of portal hypertension, commonly due to cirrhosis; patients with esophageal varices have a strong tendency to develop bleeding. **Hypertension:** High blood pressure.

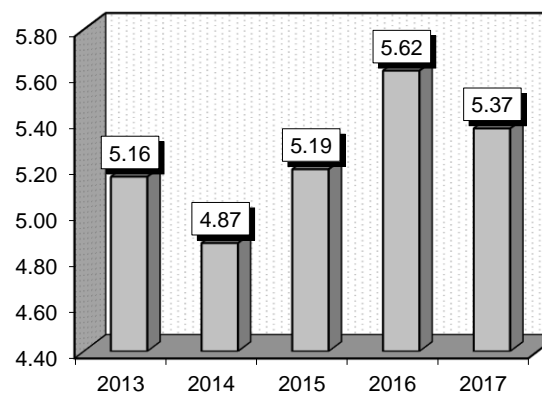
**Comment:** The liver is the largest internal organ in the human body. The liver helps the body digest fats, stores reserves of nutrients, filters poisons and wastes from the blood, synthesizes proteins, and regulates the levels of many chemicals found in the bloodstream.

Gender	2013			2014			2015			2016			2017		
	Cases	Avg LOS	Avg Bill	Cases	Avg LOS	Avg Bill	Cases	Avg LOS	Avg Bill	Cases	Avg LOS	Avg Bill	Cases	Avg LOS	Avg Bill
Male	596	5.08	\$61,788	548	4.84	\$62,407	560	5.26	\$67,012	539	5.58	\$72,439	801	5.24	\$74,208
Female	347	5.31	\$57,499	349	4.91	\$61,502	317	5.07	\$69,568	374	5.68	\$75,470	526	5.57	\$75,141
Age Group	Cases	Avg LOS	Avg Bill	Cases	Avg LOS	Avg Bill	Cases	Avg LOS	Avg Bill	Cases	Avg LOS	Avg Bill	Cases	Avg LOS	Avg Bill
0-17	0	0.00	\$0	1	6.00	\$126,029	0	0.00	\$0	1	8.00	\$93,710	3	3.00	\$90,560
18-35	56	6.00	\$54,344	51	4.49	\$52,992	51	5.49	\$70,092	56	5.80	\$76,217	114	5.44	\$63,081
36-49	251	5.11	\$58,530	219	5.23	\$66,962	222	4.97	\$61,003	218	5.24	\$63,614	320	4.85	\$71,773
50-64	484	5.19	\$61,383	454	4.77	\$57,357	437	5.16	\$66,846	444	5.65	\$75,885	628	5.56	\$77,837
65+	152	4.85	\$61,412	172	4.80	\$70,524	167	5.48	\$79,346	194	5.91	\$79,112	262	5.54	\$75,014
<b>Total</b>	<b>943</b>	<b>5.16</b>	<b>\$60,210</b>	<b>897</b>	<b>4.87</b>	<b>\$62,055</b>	<b>877</b>	<b>5.19</b>	<b>\$67,936</b>	<b>913</b>	<b>5.62</b>	<b>\$73,681</b>	<b>1,327</b>	<b>5.37</b>	<b>\$74,578</b>

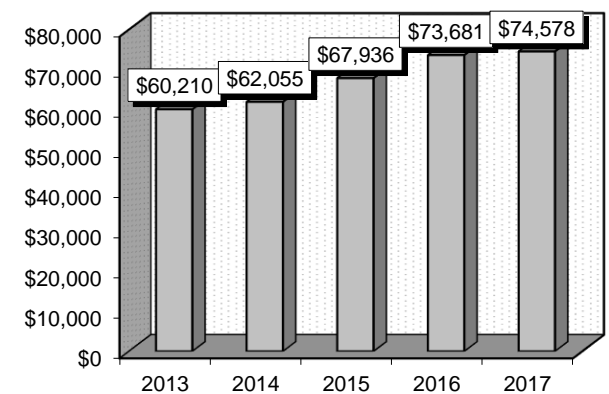
Patient Discharges (Cases)



Average Length of Stay (Avg LOS)



Average Billed Charges (Avg Bill)



County / Hospital	2013			2014			2015			2016			2017		
	Cases	Avg LOS	Avg Bill	Cases	Avg LOS	Avg Bill	Cases	Avg LOS	Avg Bill	Cases	Avg LOS	Avg Bill	Cases	Avg LOS	Avg Bill
<b>Clark</b>															
Centennial Hills	42	4.45	\$76,073	49	3.00	\$61,701	49	5.57	\$90,137	37	5.86	\$112,968	58	5.36	\$102,751
Desert Springs	55	5.69	\$55,908	55	5.27	\$76,080	46	4.72	\$76,322	73	4.74	\$76,376	81	4.37	\$81,748
Henderson Hospital	0	0.00	\$0	0	0.00	\$0	0	0.00	\$0	0	0.00	\$0	21	5.10	\$104,208
Mountain View	52	4.85	\$68,625	69	6.09	\$93,275	68	6.75	\$112,869	77	5.99	\$105,095	93	4.65	\$87,036
Mountain's Edge	0	0.00	\$0	0	0.00	\$0	0	0.00	\$0	6	10.00	\$50,341	10	15.10	\$78,794
North Vista	56	6.30	\$61,328	40	4.38	\$51,502	53	4.02	\$41,253	43	2.93	\$30,187	38	3.95	\$47,884
Southern Hills	13	4.77	\$99,004	15	4.47	\$59,248	17	3.53	\$50,032	33	4.42	\$64,192	45	4.67	\$79,485
Spring Valley	63	4.38	\$71,316	38	5.24	\$86,069	49	6.06	\$101,749	43	5.81	\$88,183	70	4.43	\$85,906
St. Rose-Rose de Lima	29	3.76	\$53,516	24	4.58	\$66,917	19	4.53	\$56,363	14	5.64	\$91,627	23	5.43	\$78,975
St. Rose-San Martin	38	4.63	\$57,341	27	6.19	\$70,119	26	6.42	\$82,785	11	3.64	\$61,988	23	4.96	\$79,237
St. Rose-Siena	45	5.02	\$63,252	66	4.79	\$61,539	34	5.18	\$61,689	30	4.73	\$69,016	77	4.92	\$80,065
Summerlin	36	7.50	\$128,289	41	5.68	\$98,453	36	4.31	\$93,727	33	6.24	\$95,160	48	4.65	\$100,637
Sunrise	72	6.44	\$81,674	83	4.58	\$68,053	93	5.04	\$86,388	110	8.13	\$117,366	126	6.10	\$109,648
UMC	123	4.46	\$33,346	123	4.67	\$38,554	117	6.92	\$58,182	129	6.00	\$58,511	134	6.31	\$74,856
Valley	79	4.75	\$82,370	57	4.54	\$94,216	38	5.18	\$114,498	42	4.98	\$106,927	88	4.57	\$82,393
<b>Total</b>	<b>703</b>	<b>5.14</b>	<b>\$66,483</b>	<b>687</b>	<b>4.86</b>	<b>\$68,736</b>	<b>645</b>	<b>5.55</b>	<b>\$79,864</b>	<b>681</b>	<b>5.80</b>	<b>\$84,409</b>	<b>935</b>	<b>5.22</b>	<b>\$86,410</b>
<b>Washoe</b>															
Carson Tahoe	40	4.50	\$36,112	19	4.26	\$36,680	30	4.97	\$38,557	31	5.16	\$41,176	73	5.14	\$39,193
Northern Nevada	22	4.59	\$60,687	22	3.91	\$52,460	18	3.00	\$47,475	13	2.46	\$50,070	33	4.33	\$63,125
Renown Regional	102	5.95	\$44,854	94	5.95	\$46,699	83	4.48	\$36,868	109	6.18	\$49,581	163	6.64	\$53,372
Renown S. Meadows	11	4.82	\$35,251	19	4.21	\$33,946	30	3.13	\$28,517	20	4.05	\$37,298	26	5.88	\$50,598
Saint Mary's	51	5.27	\$39,067	27	4.22	\$29,364	44	4.50	\$31,529	42	4.50	\$33,798	69	5.30	\$33,901
Sierra Surgery	0	0.00	\$0	0	0.00	\$0	0	0.00	\$0	0	0.00	\$0	0	0.00	\$0
<b>Total</b>	<b>226</b>	<b>5.35</b>	<b>\$43,075</b>	<b>181</b>	<b>5.08</b>	<b>\$42,423</b>	<b>205</b>	<b>4.23</b>	<b>\$35,679</b>	<b>215</b>	<b>5.28</b>	<b>\$44,173</b>	<b>364</b>	<b>5.82</b>	<b>\$47,523</b>
<b>Rural</b>															
Battle Mountain	0	0.00	\$0	0	0.00	\$0	0	0.00	\$0	0	0.00	\$0	0	0.00	\$0
Boulder City	0	0.00	\$0	0	0.00	\$0	1	8.00	\$17,474	0	0.00	\$0	0	0.00	\$0
Carson Valley	3	5.67	\$47,416	1	2.00	\$7,178	1	3.00	\$20,565	6	3.00	\$19,088	9	4.89	\$34,358
Churchill	2	1.50	\$9,979	5	6.00	\$26,513	6	2.50	\$16,762	1	2.00	\$12,187	6	4.50	\$25,493
Desert View	2	1.50	\$11,098	3	2.00	\$10,086	0	0.00	\$0	1	1.00	\$5,297	1	2.00	\$9,892
Grover C. Dils	0	0.00	\$0	0	0.00	\$0	0	0.00	\$0	0	0.00	\$0	0	0.00	\$0
Humboldt	4	3.75	\$20,796	4	5.75	\$32,316	7	4.14	\$27,657	3	4.00	\$19,955	3	3.33	\$15,750
Incline Village	0	0.00	\$0	0	0.00	\$0	0	0.00	\$0	0	0.00	\$0	0	0.00	\$0
Mesa View	0	0.00	\$0	0	0.00	\$0	1	2.00	\$19,400	1	1.00	\$13,225	0	0.00	\$0
Mount Grant	0	0.00	\$0	0	0.00	\$0	0	0.00	\$0	2	3.00	\$4,292	0	0.00	\$0
Northeastern	1	5.00	\$37,373	15	3.27	\$30,372	11	4.64	\$36,506	3	2.00	\$25,731	8	5.00	\$42,975
Nye	2	1.00	\$262	0	0.00	\$0	0	0.00	\$0	0	0.00	\$0	0	0.00	\$0
Pershing	0	0.00	\$0	0	0.00	\$0	0	0.00	\$0	0	0.00	\$0	0	0.00	\$0
South Lyon	0	0.00	\$0	1	3.00	\$8,683	0	0.00	\$0	0	0.00	\$0	0	0.00	\$0
William Bee Ririe	0	0.00	\$0	0	0.00	\$0	0	0.00	\$0	0	0.00	\$0	1	2.00	\$10,618
<b>Total</b>	<b>14</b>	<b>3.21</b>	<b>\$21,820</b>	<b>29</b>	<b>3.90</b>	<b>\$26,328</b>	<b>27</b>	<b>4.00</b>	<b>\$27,895</b>	<b>17</b>	<b>2.71</b>	<b>\$17,110</b>	<b>28</b>	<b>4.46</b>	<b>\$31,205</b>
<b>All Counties</b>	<b>943</b>	<b>5.16</b>	<b>\$60,210</b>	<b>897</b>	<b>4.87</b>	<b>\$62,055</b>	<b>877</b>	<b>5.19</b>	<b>\$67,936</b>	<b>913</b>	<b>5.62</b>	<b>\$73,681</b>	<b>1,327</b>	<b>5.37</b>	<b>\$74,578</b>

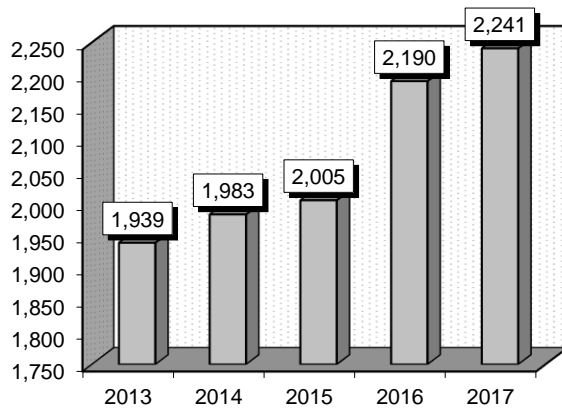
### Hip & Femur Procedures Except Major Joint (480-482)

**Procedures:** that frequently accompanied Hip & Femur Procedures Except Major Joint were: 1) Open reduction of fracture with internal fixation, femur (7935), 2) Transfusion of packed cells (9904), 3) Closed reduction of fracture with internal fixation, femur (7915), 4) Internal fixation of bone without fracture reduction, femur (7855), 5) Venous catheterization, not elsewhere classified (3893), 6) Continuous invasive mechanical ventilation for less than 96 consecutive hours (9671), 7) Hemodialysis (3995).

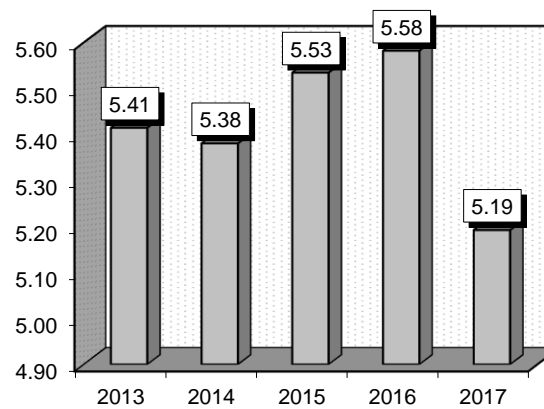
**Definitions:** **Open reduction:** Realignment of a fractured bone after incision into the fracture site. **Closed reduction:** Therapeutic intervention whereby fractured bone is restored to normal alignment without surgical incision. **Internal fixation:** Any method of holding together the fragments of a fractured bone without the use of appliances external to the skin. After open reduction of the fracture, smooth or threaded pins, Kirschner wires, screws, plates attached by screws, or medullary nails may be inserted through an appropriate incision to stabilize the fragments. **Bone graft:** Surgery to place new bone or bone substitutes into spaces around a broken bone or bone defects. **Osteoclasis:** The intentional surgical fracture of a bone to correct a deformity. **Femur:** The thigh bone, extending from the pelvis to the knee; the longest and strongest bone in the body. **Transfusion:** Transfer of blood or a blood component from one person (donor) to another (recipient). **Arthrotomy:** Incision into a joint.

Gender	2013			2014			2015			2016			2017		
	Cases	Avg LOS	Avg Bill	Cases	Avg LOS	Avg Bill	Cases	Avg LOS	Avg Bill	Cases	Avg LOS	Avg Bill	Cases	Avg LOS	Avg Bill
Male	745	5.75	\$87,688	719	5.78	\$95,871	758	5.69	\$104,604	849	5.96	\$108,476	838	5.32	\$117,086
Female	1,194	5.20	\$84,533	1,264	5.15	\$87,730	1,247	5.44	\$98,429	1,341	5.34	\$102,512	1,403	5.12	\$106,777
Age Group	Cases	Avg LOS	Avg Bill	Cases	Avg LOS	Avg Bill	Cases	Avg LOS	Avg Bill	Cases	Avg LOS	Avg Bill	Cases	Avg LOS	Avg Bill
0-17	110	3.30	\$61,288	120	2.48	\$59,874	91	2.73	\$81,090	78	3.15	\$78,944	73	3.55	\$92,520
18-35	84	5.25	\$94,837	91	4.73	\$94,952	98	3.89	\$100,757	95	4.55	\$99,953	101	5.75	\$132,030
36-49	87	7.03	\$115,621	88	5.28	\$86,787	96	6.00	\$113,431	89	5.73	\$123,967	83	5.16	\$119,031
50-64	312	6.63	\$88,143	311	6.00	\$94,121	291	6.29	\$102,309	340	5.86	\$110,714	369	5.28	\$107,479
65+	1,346	5.21	\$84,690	1,373	5.54	\$92,562	1,429	5.64	\$100,852	1,588	5.70	\$104,053	1,615	5.21	\$110,401
<b>Total</b>	<b>1,939</b>	<b>5.41</b>	<b>\$85,745</b>	<b>1,983</b>	<b>5.38</b>	<b>\$90,682</b>	<b>2,005</b>	<b>5.53</b>	<b>\$100,764</b>	<b>2,190</b>	<b>5.58</b>	<b>\$104,824</b>	<b>2,241</b>	<b>5.19</b>	<b>\$110,632</b>

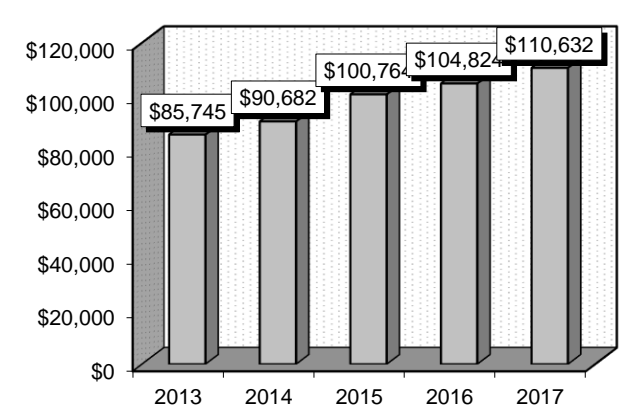
Patient Discharges (Cases)



Average Length of Stay (Avg LOS)



Average Billed Charges (Avg Bill)



County / Hospital	2013			2014			2015			2016			2017		
	Cases	Avg LOS	Avg Bill	Cases	Avg LOS	Avg Bill	Cases	Avg LOS	Avg Bill	Cases	Avg LOS	Avg Bill	Cases	Avg LOS	Avg Bill
<b>Clark</b>															
Centennial Hills	74	4.51	\$105,339	95	5.05	\$116,894	95	6.27	\$145,732	113	5.88	\$138,850	106	6.32	\$163,346
Desert Springs	101	7.38	\$111,583	93	7.44	\$119,629	89	7.42	\$137,452	76	8.37	\$159,272	91	7.55	\$165,635
Henderson Hospital	0	0.00	\$0	0	0.00	\$0	0	0.00	\$0	5	4.20	\$115,789	73	4.00	\$127,020
Mountain View	98	6.31	\$109,765	116	5.41	\$101,884	132	5.62	\$122,055	140	5.13	\$116,492	116	5.20	\$121,268
Mountain's Edge	0	0.00	\$0	0	0.00	\$0	0	0.00	\$0	0	0.00	\$0	0	0.00	\$0
North Vista	24	7.75	\$91,849	23	6.39	\$86,245	11	5.36	\$72,030	0	0.00	\$0	0	0.00	\$0
Southern Hills	35	5.29	\$82,477	53	5.45	\$92,946	48	5.17	\$103,300	52	6.67	\$135,060	45	4.98	\$126,658
Spring Valley	110	6.16	\$111,619	97	5.61	\$108,181	123	4.63	\$107,937	112	5.05	\$124,441	124	5.47	\$131,780
St. Rose-Rose de Lima	86	4.42	\$83,159	78	4.91	\$99,128	72	5.88	\$109,617	58	4.66	\$101,439	48	4.52	\$100,807
St. Rose-San Martin	53	4.79	\$87,840	57	5.49	\$101,012	47	4.57	\$87,964	52	4.71	\$100,712	44	4.39	\$106,963
St. Rose-Siena	150	4.55	\$88,537	164	4.85	\$101,636	179	4.78	\$98,932	231	4.89	\$103,761	221	4.83	\$110,051
Summerlin	146	5.09	\$108,333	133	6.26	\$126,002	134	5.51	\$123,958	126	5.12	\$137,731	141	4.95	\$146,452
Sunrise	206	4.79	\$96,182	209	5.28	\$107,077	221	6.42	\$129,822	223	5.12	\$133,713	217	5.35	\$149,556
UMC	155	5.79	\$79,759	204	5.59	\$81,173	170	5.96	\$111,404	215	6.96	\$110,291	266	5.30	\$118,985
Valley	77	6.73	\$125,399	72	5.85	\$121,174	73	6.51	\$132,825	89	6.31	\$144,071	67	5.88	\$144,304
<b>Total</b>	<b>1,315</b>	<b>5.48</b>	<b>\$98,804</b>	<b>1,394</b>	<b>5.57</b>	<b>\$104,757</b>	<b>1,394</b>	<b>5.75</b>	<b>\$118,284</b>	<b>1,492</b>	<b>5.66</b>	<b>\$123,619</b>	<b>1,559</b>	<b>5.32</b>	<b>\$132,171</b>
<b>Washoe</b>															
Carson Tahoe	99	5.04	\$62,033	79	4.77	\$62,041	82	5.12	\$63,191	117	4.85	\$64,650	123	4.57	\$63,542
Northern Nevada	40	4.55	\$70,277	33	7.18	\$77,886	45	5.13	\$82,171	49	3.94	\$80,846	33	4.12	\$86,661
Renown Regional	301	5.99	\$59,209	281	4.84	\$53,915	270	5.37	\$55,470	313	5.97	\$61,396	309	5.23	\$57,364
Renown S. Meadows	35	2.94	\$36,338	25	3.20	\$39,112	32	3.53	\$43,580	34	5.06	\$53,783	40	4.25	\$51,779
Saint Mary's	87	5.08	\$62,057	117	5.17	\$64,025	101	4.75	\$75,757	110	5.13	\$77,508	107	5.01	\$71,469
Sierra Surgery	0	0.00	\$0	2	4.50	\$51,768	0	0.00	\$0	0	0.00	\$0	0	0.00	\$0
<b>Total</b>	<b>562</b>	<b>5.39</b>	<b>\$59,511</b>	<b>537</b>	<b>4.97</b>	<b>\$58,089</b>	<b>530</b>	<b>5.08</b>	<b>\$62,080</b>	<b>623</b>	<b>5.40</b>	<b>\$65,966</b>	<b>612</b>	<b>4.93</b>	<b>\$62,286</b>
<b>Rural</b>															
Battle Mountain	0	0.00	\$0	0	0.00	\$0	0	0.00	\$0	0	0.00	\$0	0	0.00	\$0
Boulder City	0	0.00	\$0	0	0.00	\$0	0	0.00	\$0	0	0.00	\$0	0	0.00	\$0
Carson Valley	10	3.90	\$49,235	14	4.00	\$58,808	19	3.37	\$44,792	22	4.27	\$46,638	23	3.96	\$47,969
Churchill	17	4.65	\$38,941	11	5.18	\$40,591	10	4.80	\$40,571	3	6.67	\$45,748	1	2.00	\$23,660
Desert View	0	0.00	\$0	0	0.00	\$0	0	0.00	\$0	0	0.00	\$0	0	0.00	\$0
Grover C. Dils	0	0.00	\$0	0	0.00	\$0	0	0.00	\$0	0	0.00	\$0	0	0.00	\$0
Humboldt	0	0.00	\$0	0	0.00	\$0	8	7.75	\$60,373	11	10.91	\$86,889	16	5.06	\$63,637
Incline Village	0	0.00	\$0	0	0.00	\$0	0	0.00	\$0	0	0.00	\$0	0	0.00	\$0
Mesa View	19	3.84	\$41,035	17	4.65	\$46,682	26	4.81	\$53,120	27	4.37	\$42,882	18	5.00	\$50,857
Mount Grant	0	0.00	\$0	0	0.00	\$0	0	0.00	\$0	0	0.00	\$0	0	0.00	\$0
Northeastern	14	4.71	\$63,130	6	5.17	\$61,794	12	5.42	\$72,593	9	5.22	\$63,538	9	4.89	\$63,382
Nye	0	0.00	\$0	0	0.00	\$0	0	0.00	\$0	0	0.00	\$0	0	0.00	\$0
Pershing	0	0.00	\$0	0	0.00	\$0	0	0.00	\$0	0	0.00	\$0	0	0.00	\$0
South Lyon	0	0.00	\$0	0	0.00	\$0	0	0.00	\$0	0	0.00	\$0	0	0.00	\$0
William Bee Ririe	2	3.50	\$34,851	4	3.25	\$40,746	6	4.33	\$41,588	3	6.67	\$59,958	3	5.00	\$40,315
<b>Total</b>	<b>62</b>	<b>4.26</b>	<b>\$46,573</b>	<b>52</b>	<b>4.54</b>	<b>\$49,945</b>	<b>81</b>	<b>4.81</b>	<b>\$52,364</b>	<b>75</b>	<b>5.59</b>	<b>\$53,715</b>	<b>70</b>	<b>4.61</b>	<b>\$53,599</b>
<b>All Counties</b>	<b>1,939</b>	<b>5.41</b>	<b>\$85,745</b>	<b>1,983</b>	<b>5.38</b>	<b>\$90,682</b>	<b>2,005</b>	<b>5.53</b>	<b>\$100,764</b>	<b>2,190</b>	<b>5.58</b>	<b>\$104,824</b>	<b>2,241</b>	<b>5.19</b>	<b>\$110,632</b>

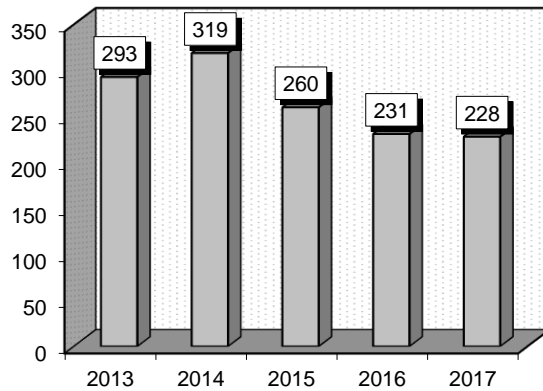
### Knee Procedures (485-489)

**Procedures:** that frequently accompanied Knee Procedures were: 1) Venous catheterization, not elsewhere classified (3893), 2) Other arthrotomy, knee (8016), 3) Synovectomy, knee (8076), 4) Other local excision or destruction of lesion of joint, knee (8086).

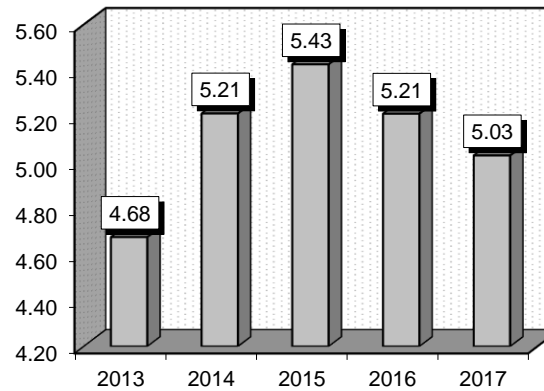
**Definitions:** **Arthrotomy:** Incision into a joint. **Synovectomy:** Excision of a synovial membrane, as of that lining the capsule of the knee joint, sometimes done in patients with rheumatoid arthritis.

Gender	2013			2014			2015			2016			2017		
	Cases	Avg LOS	Avg Bill	Cases	Avg LOS	Avg Bill	Cases	Avg LOS	Avg Bill	Cases	Avg LOS	Avg Bill	Cases	Avg LOS	Avg Bill
Male	152	4.95	\$72,073	186	5.36	\$84,852	142	5.96	\$102,950	123	5.95	\$108,776	133	5.19	\$101,195
Female	141	4.38	\$67,004	133	5.01	\$74,978	118	4.79	\$86,778	108	4.37	\$88,552	95	4.81	\$104,273
Age Group	Cases	Avg LOS	Avg Bill	Cases	Avg LOS	Avg Bill	Cases	Avg LOS	Avg Bill	Cases	Avg LOS	Avg Bill	Cases	Avg LOS	Avg Bill
0-17	9	4.33	\$63,410	13	5.54	\$64,045	12	6.17	\$81,027	10	5.50	\$93,488	4	7.00	\$83,526
18-35	32	3.97	\$64,652	29	6.28	\$91,807	20	8.10	\$103,833	24	6.13	\$91,858	24	4.67	\$94,699
36-49	52	4.50	\$74,893	58	6.02	\$79,759	32	6.34	\$103,794	31	5.71	\$112,765	40	4.90	\$116,845
50-64	92	4.74	\$67,007	102	5.25	\$87,979	98	4.79	\$91,553	79	4.89	\$99,129	76	5.59	\$94,467
65+	108	4.94	\$71,334	117	4.49	\$74,015	98	5.13	\$97,103	87	5.05	\$97,433	84	4.60	\$106,008
<b>Total</b>	<b>293</b>	<b>4.68</b>	<b>\$69,634</b>	<b>319</b>	<b>5.21</b>	<b>\$80,735</b>	<b>260</b>	<b>5.43</b>	<b>\$95,610</b>	<b>231</b>	<b>5.21</b>	<b>\$99,321</b>	<b>228</b>	<b>5.03</b>	<b>\$102,477</b>

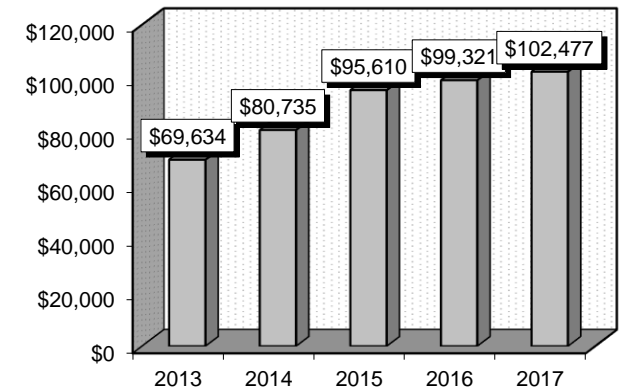
**Patient Discharges (Cases)**



**Average Length of Stay (Avg LOS)**



**Average Billed Charges (Avg Bill)**



County / Hospital	2013			2014			2015			2016			2017		
	Cases	Avg LOS	Avg Bill	Cases	Avg LOS	Avg Bill	Cases	Avg LOS	Avg Bill	Cases	Avg LOS	Avg Bill	Cases	Avg LOS	Avg Bill
<b>Clark</b>															
Centennial Hills	18	3.17	\$84,969	22	3.95	\$109,430	26	4.23	\$125,819	22	3.59	\$120,400	26	5.00	\$151,540
Desert Springs	13	5.54	\$116,498	14	7.93	\$114,905	9	4.78	\$85,928	5	3.40	\$91,587	14	7.43	\$117,606
Henderson Hospital	0	0.00	\$0	0	0.00	\$0	0	0.00	\$0	2	3.00	\$80,922	4	2.50	\$67,433
Mountain View	9	4.33	\$71,669	14	5.00	\$89,345	14	6.29	\$100,709	6	3.67	\$115,764	8	4.63	\$116,065
Mountain's Edge	0	0.00	\$0	0	0.00	\$0	0	0.00	\$0	0	0.00	\$0	0	0.00	\$0
North Vista	2	2.00	\$44,959	2	5.50	\$64,677	1	1.00	\$36,885	3	5.33	\$124,646	0	0.00	\$0
Southern Hills	18	3.33	\$63,799	7	4.57	\$81,041	13	3.00	\$61,349	5	3.00	\$68,596	3	6.00	\$106,149
Spring Valley	38	4.68	\$71,325	37	3.62	\$97,357	35	3.46	\$103,421	22	5.09	\$145,569	24	3.08	\$112,717
St. Rose-Rose de Lima	7	6.43	\$113,525	4	6.25	\$93,062	8	10.25	\$139,879	2	6.00	\$95,259	3	3.33	\$81,512
St. Rose-San Martin	6	5.00	\$75,678	4	5.50	\$78,289	3	2.33	\$99,680	10	6.30	\$111,938	8	11.13	\$192,798
St. Rose-Siena	34	3.62	\$71,847	36	4.67	\$85,004	23	6.04	\$113,469	22	4.82	\$96,347	13	4.15	\$113,857
Summerlin	9	5.67	\$101,458	9	4.44	\$127,940	9	6.33	\$169,233	6	2.67	\$107,551	3	5.00	\$130,582
Sunrise	10	4.10	\$82,971	28	7.82	\$103,110	16	8.88	\$124,475	20	7.85	\$148,874	14	7.14	\$126,387
UMC	19	9.89	\$79,176	25	6.20	\$70,339	21	7.52	\$106,931	24	8.21	\$111,348	27	5.93	\$104,679
Valley	2	6.00	\$91,903	3	4.33	\$86,711	5	3.60	\$86,805	5	3.40	\$85,320	4	6.25	\$127,603
<b>Total</b>	<b>185</b>	<b>4.86</b>	<b>\$79,784</b>	<b>205</b>	<b>5.30</b>	<b>\$94,480</b>	<b>183</b>	<b>5.49</b>	<b>\$110,005</b>	<b>154</b>	<b>5.42</b>	<b>\$117,103</b>	<b>151</b>	<b>5.47</b>	<b>\$123,003</b>
<b>Washoe</b>															
Carson Tahoe	9	3.22	\$54,423	14	4.14	\$57,884	7	4.57	\$51,509	13	5.08	\$64,835	13	3.23	\$47,386
Northern Nevada	7	4.57	\$103,009	6	3.83	\$64,016	5	3.40	\$85,899	3	5.67	\$127,256	7	3.71	\$68,986
Renown Regional	43	4.58	\$46,309	44	5.34	\$56,643	31	6.77	\$64,237	26	6.42	\$71,470	29	5.83	\$72,083
Renown S. Meadows	9	1.89	\$37,059	11	3.91	\$43,597	4	5.25	\$52,059	15	3.27	\$39,787	11	3.00	\$42,154
Saint Mary's	29	5.48	\$59,162	22	7.55	\$76,133	19	4.21	\$64,038	14	4.14	\$73,237	12	3.08	\$75,921
Sierra Surgery	1	2.00	\$18,605	4	2.50	\$35,371	0	0.00	\$0	0	0.00	\$0	0	0.00	\$0
<b>Total</b>	<b>98</b>	<b>4.45</b>	<b>\$53,775</b>	<b>101</b>	<b>5.30</b>	<b>\$59,235</b>	<b>66</b>	<b>5.45</b>	<b>\$63,733</b>	<b>71</b>	<b>5.03</b>	<b>\$66,267</b>	<b>72</b>	<b>4.26</b>	<b>\$63,390</b>
<b>Rural</b>															
Battle Mountain	0	0.00	\$0	0	0.00	\$0	0	0.00	\$0	0	0.00	\$0	0	0.00	\$0
Boulder City	0	0.00	\$0	0	0.00	\$0	0	0.00	\$0	0	0.00	\$0	0	0.00	\$0
Carson Valley	5	2.80	\$36,000	1	4.00	\$35,850	2	3.50	\$32,574	4	2.25	\$35,863	1	5.00	\$75,658
Churchill	2	5.00	\$33,502	6	3.33	\$25,540	2	3.00	\$39,067	1	2.00	\$43,070	3	2.67	\$39,417
Desert View	0	0.00	\$0	0	0.00	\$0	0	0.00	\$0	0	0.00	\$0	0	0.00	\$0
Grover C. Dils	0	0.00	\$0	0	0.00	\$0	0	0.00	\$0	0	0.00	\$0	0	0.00	\$0
Humboldt	0	0.00	\$0	0	0.00	\$0	2	4.50	\$44,978	0	0.00	\$0	0	0.00	\$0
Incline Village	0	0.00	\$0	0	0.00	\$0	0	0.00	\$0	0	0.00	\$0	0	0.00	\$0
Mesa View	2	4.00	\$46,633	1	1.00	\$19,977	3	4.33	\$43,852	1	1.00	\$17,688	1	1.00	\$33,470
Mount Grant	0	0.00	\$0	0	0.00	\$0	0	0.00	\$0	0	0.00	\$0	0	0.00	\$0
Northeastern	1	2.00	\$32,326	4	3.00	\$40,357	1	9.00	\$89,623	0	0.00	\$0	0	0.00	\$0
Nye	0	0.00	\$0	0	0.00	\$0	0	0.00	\$0	0	0.00	\$0	0	0.00	\$0
Pershing	0	0.00	\$0	0	0.00	\$0	0	0.00	\$0	0	0.00	\$0	0	0.00	\$0
South Lyon	0	0.00	\$0	0	0.00	\$0	0	0.00	\$0	0	0.00	\$0	0	0.00	\$0
William Bee Ririe	0	0.00	\$0	1	4.00	\$32,838	1	2.00	\$67,075	0	0.00	\$0	0	0.00	\$0
<b>Total</b>	<b>10</b>	<b>3.40</b>	<b>\$37,260</b>	<b>13</b>	<b>3.15</b>	<b>\$31,025</b>	<b>11</b>	<b>4.18</b>	<b>\$47,408</b>	<b>6</b>	<b>2.00</b>	<b>\$34,035</b>	<b>5</b>	<b>2.80</b>	<b>\$45,476</b>
<b>All Counties</b>	<b>293</b>	<b>4.68</b>	<b>\$69,634</b>	<b>319</b>	<b>5.21</b>	<b>\$80,735</b>	<b>260</b>	<b>5.43</b>	<b>\$95,610</b>	<b>231</b>	<b>5.21</b>	<b>\$99,321</b>	<b>228</b>	<b>5.03</b>	<b>\$102,477</b>

### Back & Neck Procedures Except Spinal Fusion (490-491,518-520)

**Procedures:** that frequently accompanied Back & Neck Procedures Except Spinal Fusion were: 1) Other exploration and decompression of spinal canal (0309), 2) Excision of intervertebral disc (8051), 3) Other repair and plastic operations on spinal cord structures (0359), 4) Intra-operative neurophysiologic monitoring (0094), 5) Excision of lesion of other soft tissue (8339), 6) Removal of implanted devices from bone, other bones (7869).

**Definitions: Exploration:** An active examination, usually involving a surgical procedure, to ascertain conditions present within a body cavity as an aid in diagnosis.

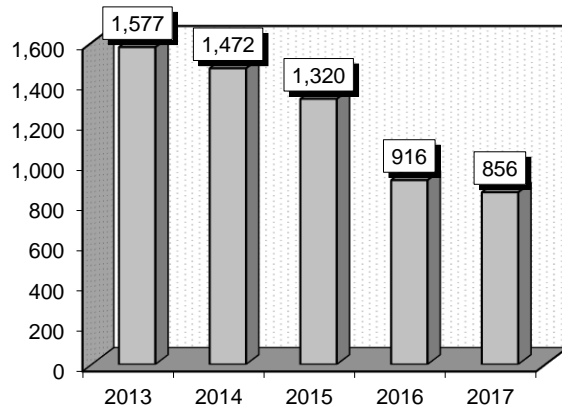
**Decompression:** The removal of pressure.

**Comment:** Additional related procedures included, but are not limited to, spinal cord exploration, excision of a spinal cord lesion, vertebral fracture repair, and insertion of a spinal stimulator. The spinal cord is an extension of the brain. It is protected by a bony structure called the vertebral or spinal column. There is a wide space that surrounds the spinal cord. This space contains the cerebrospinal fluid. All the information going from the brain to the limbs travels through the spinal cord. This then allows for movement. The spinal cord is the first relay station for sensory information (what we feel in our arms and legs) on its way to consciousness in various centers of the brain.

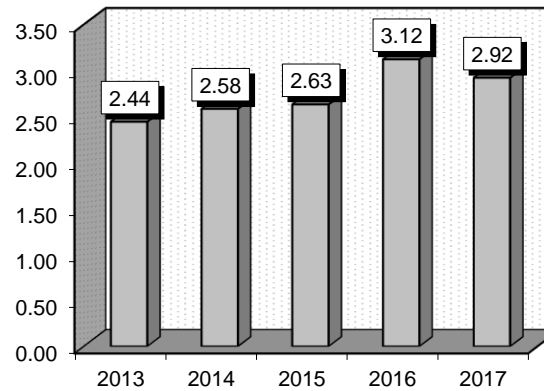
**Note:** DRGs 490-491 were replaced with DRGs 518-520 by the Centers for Medicare & Medicaid Services (CMS) On 10/01/2014.

Gender	2013			2014			2015			2016			2017		
	Cases	Avg LOS	Avg Bill	Cases	Avg LOS	Avg Bill	Cases	Avg LOS	Avg Bill	Cases	Avg LOS	Avg Bill	Cases	Avg LOS	Avg Bill
Male	913	2.52	\$56,290	835	2.60	\$61,726	778	2.58	\$69,091	524	3.05	\$85,943	495	2.82	\$85,667
Female	664	2.33	\$53,876	637	2.56	\$61,643	542	2.71	\$75,734	392	3.22	\$87,496	361	3.06	\$96,409
Age Group	Cases	Avg LOS	Avg Bill	Cases	Avg LOS	Avg Bill	Cases	Avg LOS	Avg Bill	Cases	Avg LOS	Avg Bill	Cases	Avg LOS	Avg Bill
0-17	2	3.50	\$78,717	0	0.00	\$0	4	7.00	\$183,697	2	3.50	\$143,885	1	2.00	\$36,130
18-35	138	1.95	\$50,319	131	2.22	\$59,246	121	2.43	\$74,613	94	2.95	\$79,190	90	2.41	\$78,954
36-49	285	1.95	\$50,977	272	2.38	\$59,950	222	2.06	\$73,330	185	2.44	\$77,683	164	2.29	\$82,024
50-64	563	2.47	\$54,583	509	2.50	\$61,599	444	2.56	\$69,903	297	3.43	\$92,318	267	2.94	\$95,455
65+	589	2.77	\$59,094	560	2.85	\$63,191	529	2.95	\$71,307	338	3.27	\$88,199	334	3.35	\$93,199
<b>Total</b>	<b>1,577</b>	<b>2.44</b>	<b>\$55,274</b>	<b>1,472</b>	<b>2.58</b>	<b>\$61,690</b>	<b>1,320</b>	<b>2.63</b>	<b>\$71,819</b>	<b>916</b>	<b>3.12</b>	<b>\$86,608</b>	<b>856</b>	<b>2.92</b>	<b>\$90,197</b>

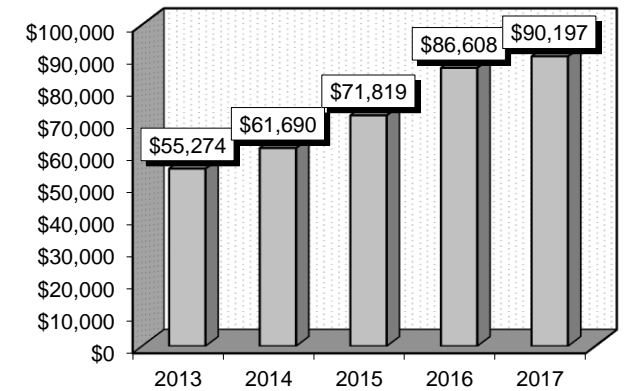
**Patient Discharges (Cases)**



**Average Length of Stay (Avg LOS)**



**Average Billed Charges (Avg Bill)**





County / Hospital	2013			2014			2015			2016			2017		
	Cases	Avg LOS	Avg Bill	Cases	Avg LOS	Avg Bill	Cases	Avg LOS	Avg Bill	Cases	Avg LOS	Avg Bill	Cases	Avg LOS	Avg Bill
<b>Clark</b>															
Centennial Hills	15	2.07	\$60,146	16	2.38	\$72,634	22	3.09	\$89,181	34	2.68	\$84,117	50	3.66	\$123,495
Desert Springs	24	1.46	\$70,758	25	2.32	\$82,208	16	1.94	\$99,502	18	2.78	\$119,683	7	2.57	\$107,016
Henderson Hospital	0	0.00	\$0	0	0.00	\$0	0	0.00	\$0	0	0.00	\$0	31	1.68	\$77,378
Mountain View	181	2.65	\$66,554	129	2.14	\$57,407	158	2.55	\$61,869	79	2.72	\$77,574	78	2.82	\$109,990
Mountain's Edge	0	0.00	\$0	0	0.00	\$0	0	0.00	\$0	0	0.00	\$0	0	0.00	\$0
North Vista	35	3.00	\$66,643	47	3.38	\$72,314	15	3.00	\$66,874	5	2.20	\$69,454	1	4.00	\$204,502
Southern Hills	77	1.77	\$52,955	86	1.24	\$44,125	105	1.67	\$49,687	34	2.35	\$72,013	39	2.41	\$71,062
Spring Valley	69	3.01	\$62,062	78	3.58	\$80,773	88	2.92	\$75,729	67	2.78	\$83,722	80	2.86	\$92,023
St. Rose-Rose de Lima	0	0.00	\$0	0	0.00	\$0	0	0.00	\$0	0	0.00	\$0	0	0.00	\$0
St. Rose-San Martin	55	2.09	\$72,757	40	2.83	\$79,272	42	3.17	\$90,999	25	3.36	\$104,453	29	2.21	\$99,825
St. Rose-Siena	168	1.66	\$45,280	124	2.03	\$51,002	81	2.40	\$67,961	34	3.76	\$77,927	52	3.12	\$86,265
Summerlin	38	1.87	\$57,893	73	2.33	\$69,948	67	3.49	\$84,100	58	3.07	\$106,917	46	2.93	\$105,176
Sunrise	106	3.61	\$88,977	90	3.42	\$93,053	64	4.19	\$112,431	34	8.00	\$152,629	25	5.60	\$152,558
UMC	108	4.04	\$74,634	101	2.52	\$66,781	83	3.20	\$108,209	73	4.26	\$118,719	55	3.71	\$136,298
Valley	95	2.51	\$71,395	126	2.87	\$86,184	148	2.48	\$96,824	152	2.74	\$119,041	87	3.37	\$125,116
<b>Total</b>	<b>971</b>	<b>2.59</b>	<b>\$65,316</b>	<b>935</b>	<b>2.54</b>	<b>\$69,194</b>	<b>889</b>	<b>2.75</b>	<b>\$80,632</b>	<b>613</b>	<b>3.30</b>	<b>\$102,708</b>	<b>580</b>	<b>3.10</b>	<b>\$108,024</b>
<b>Washoe</b>															
Carson Tahoe	45	1.93	\$44,503	28	2.39	\$47,855	43	2.44	\$49,494	33	1.97	\$42,474	18	2.17	\$39,194
Northern Nevada	29	2.07	\$56,705	28	2.04	\$60,448	22	1.59	\$69,648	6	2.17	\$80,299	8	2.25	\$88,570
Renown Regional	273	2.32	\$31,232	214	3.33	\$39,639	147	3.16	\$46,917	170	3.13	\$49,078	175	2.65	\$46,037
Renown S. Meadows	0	0.00	\$0	0	0.00	\$0	0	0.00	\$0	0	0.00	\$0	0	0.00	\$0
Saint Mary's	248	2.12	\$45,369	245	2.23	\$56,684	213	1.95	\$58,150	94	2.43	\$65,383	75	2.43	\$67,794
Sierra Surgery	11	2.91	\$29,028	22	1.91	\$32,222	6	2.00	\$29,186	0	0.00	\$0	0	0.00	\$0
<b>Total</b>	<b>606</b>	<b>2.21</b>	<b>\$39,182</b>	<b>537</b>	<b>2.66</b>	<b>\$48,625</b>	<b>431</b>	<b>2.40</b>	<b>\$53,639</b>	<b>303</b>	<b>2.77</b>	<b>\$54,036</b>	<b>276</b>	<b>2.55</b>	<b>\$52,736</b>
<b>Rural</b>															
Battle Mountain	0	0.00	\$0	0	0.00	\$0	0	0.00	\$0	0	0.00	\$0	0	0.00	\$0
Boulder City	0	0.00	\$0	0	0.00	\$0	0	0.00	\$0	0	0.00	\$0	0	0.00	\$0
Carson Valley	0	0.00	\$0	0	0.00	\$0	0	0.00	\$0	0	0.00	\$0	0	0.00	\$0
Churchill	0	0.00	\$0	0	0.00	\$0	0	0.00	\$0	0	0.00	\$0	0	0.00	\$0
Desert View	0	0.00	\$0	0	0.00	\$0	0	0.00	\$0	0	0.00	\$0	0	0.00	\$0
Grover C. Dils	0	0.00	\$0	0	0.00	\$0	0	0.00	\$0	0	0.00	\$0	0	0.00	\$0
Humboldt	0	0.00	\$0	0	0.00	\$0	0	0.00	\$0	0	0.00	\$0	0	0.00	\$0
Incline Village	0	0.00	\$0	0	0.00	\$0	0	0.00	\$0	0	0.00	\$0	0	0.00	\$0
Mesa View	0	0.00	\$0	0	0.00	\$0	0	0.00	\$0	0	0.00	\$0	0	0.00	\$0
Mount Grant	0	0.00	\$0	0	0.00	\$0	0	0.00	\$0	0	0.00	\$0	0	0.00	\$0
Northeastern	0	0.00	\$0	0	0.00	\$0	0	0.00	\$0	0	0.00	\$0	0	0.00	\$0
Nye	0	0.00	\$0	0	0.00	\$0	0	0.00	\$0	0	0.00	\$0	0	0.00	\$0
Pershing	0	0.00	\$0	0	0.00	\$0	0	0.00	\$0	0	0.00	\$0	0	0.00	\$0
South Lyon	0	0.00	\$0	0	0.00	\$0	0	0.00	\$0	0	0.00	\$0	0	0.00	\$0
William Bee Ririe	0	0.00	\$0	0	0.00	\$0	0	0.00	\$0	0	0.00	\$0	0	0.00	\$0
<b>Total</b>	<b>0</b>	<b>0.00</b>	<b>\$0</b>	<b>0</b>	<b>0.00</b>	<b>\$0</b>	<b>0</b>	<b>0.00</b>	<b>\$0</b>	<b>0</b>	<b>0.00</b>	<b>\$0</b>	<b>0</b>	<b>0.00</b>	<b>\$0</b>
<b>All Counties</b>	<b>1,577</b>	<b>2.44</b>	<b>\$55,274</b>	<b>1,472</b>	<b>2.58</b>	<b>\$61,690</b>	<b>1,320</b>	<b>2.63</b>	<b>\$71,819</b>	<b>916</b>	<b>3.12</b>	<b>\$86,608</b>	<b>856</b>	<b>2.92</b>	<b>\$90,197</b>

### Medical Back Problems (551-552)

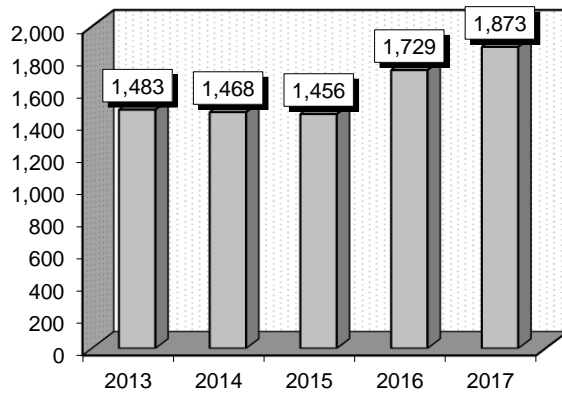
**Diagnoses:** that frequently accompanied Medical Back Problems were: 1) Unspecified essential hypertension (4019), 2) Other and unspecified hyperlipidemia (2724), 3) Tobacco use disorder (3051), 4) Closed fracture of lumbar vertebra without mention of spinal cord injury (8054), 5) Closed fracture of dorsal [thoracic] vertebra without mention of spinal cord injury (8052).

**Definitions:** **Vertebra:** Any of the bones or cartilaginous segments of the spinal column, usually 33 in number. **Intervertebral:** Located between vertebrae. **Myelopathy:** Any disease of the spinal cord. **Stenosis:** The abnormal narrowing of a passage in the body. **Hyperlipidemia:** An abnormally high concentration of fats or lipids in the blood. **Fracture:** A break in bone or cartilage. Although usually a result of trauma, a fracture can be the result of an acquired disease of bone, such as osteoporosis, or of abnormal formation of bone in a congenital disease of bone, such as osteogenesis imperfecta ('brittle bone disease'). **Dorsal:** Denoting a position more toward the back surface than some other object of reference; a synonym of posterior in human anatomy. **Hypertension:** High blood pressure.

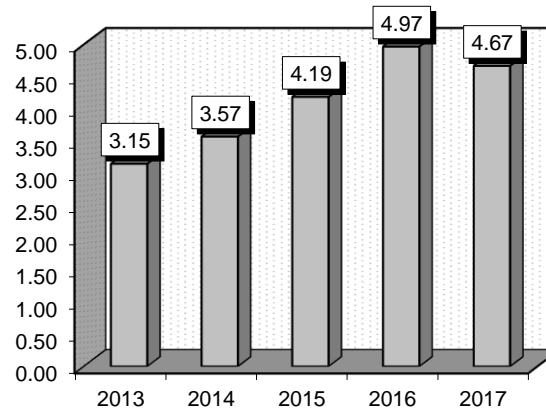
**Comment:** Diagnoses under this DRG, include but are not limited to, displacement of lumbar intervertebral disc without myelopathy, spinal stenosis, lumbago, closed fracture of dorsal vertebra and closed fracture of lumbar vertebra. It's interesting that persons with this diagnosis, as well as many other medical problems throughout this book, commonly have a diagnosis of tobacco use.

Gender	2013			2014			2015			2016			2017		
	Cases	Avg LOS	Avg Bill	Cases	Avg LOS	Avg Bill	Cases	Avg LOS	Avg Bill	Cases	Avg LOS	Avg Bill	Cases	Avg LOS	Avg Bill
Male	698	3.08	\$35,626	664	3.68	\$42,300	674	4.16	\$49,631	801	4.94	\$56,605	823	4.70	\$57,078
Female	785	3.21	\$35,158	804	3.48	\$39,082	782	4.21	\$46,022	928	4.99	\$51,908	1,050	4.64	\$52,361
Age Group	Cases	Avg LOS	Avg Bill	Cases	Avg LOS	Avg Bill	Cases	Avg LOS	Avg Bill	Cases	Avg LOS	Avg Bill	Cases	Avg LOS	Avg Bill
0-17	28	2.93	\$41,987	24	2.92	\$34,653	25	2.36	\$35,780	22	3.05	\$42,190	17	2.00	\$39,291
18-35	162	2.44	\$32,608	144	2.50	\$34,107	143	3.47	\$42,463	140	3.49	\$54,700	165	2.98	\$52,955
36-49	216	2.34	\$29,719	196	3.35	\$37,762	185	3.82	\$46,211	233	3.55	\$45,389	212	3.64	\$48,550
50-64	375	3.45	\$35,075	343	3.54	\$42,967	357	4.16	\$50,073	400	5.06	\$57,020	430	4.44	\$56,861
65+	702	3.41	\$37,657	761	3.86	\$41,561	746	4.49	\$48,323	934	5.55	\$55,183	1,049	5.28	\$55,106
<b>Total</b>	<b>1,483</b>	<b>3.15</b>	<b>\$35,378</b>	<b>1,468</b>	<b>3.57</b>	<b>\$40,538</b>	<b>1,456</b>	<b>4.19</b>	<b>\$47,693</b>	<b>1,729</b>	<b>4.97</b>	<b>\$54,084</b>	<b>1,873</b>	<b>4.67</b>	<b>\$54,434</b>

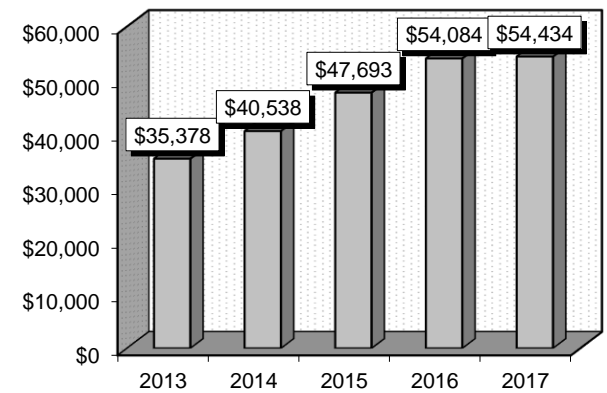
Patient Discharges (Cases)



Average Length of Stay (Avg LOS)



Average Billed Charges (Avg Bill)



County / Hospital	2013			2014			2015			2016			2017		
	Cases	Avg LOS	Avg Bill	Cases	Avg LOS	Avg Bill	Cases	Avg LOS	Avg Bill	Cases	Avg LOS	Avg Bill	Cases	Avg LOS	Avg Bill
<b>Clark</b>															
Centennial Hills	51	2.92	\$44,430	65	3.83	\$49,821	50	3.32	\$53,386	80	3.30	\$59,526	64	2.80	\$59,951
Desert Springs	51	2.63	\$39,410	50	4.86	\$50,498	38	3.97	\$49,055	60	7.53	\$65,624	78	6.21	\$59,858
Henderson Hospital	0	0.00	\$0	0	0.00	\$0	0	0.00	\$0	1	1.00	\$20,496	40	2.20	\$53,664
Mountain View	119	3.48	\$44,832	124	3.29	\$51,860	161	3.68	\$53,586	149	3.56	\$57,669	112	2.98	\$54,008
Mountain's Edge	0	0.00	\$0	0	0.00	\$0	0	0.00	\$0	39	8.41	\$41,930	109	5.54	\$24,482
North Vista	25	3.28	\$28,222	31	3.55	\$32,513	34	2.56	\$27,095	18	1.83	\$39,794	8	3.00	\$43,108
Southern Hills	50	2.88	\$32,628	66	2.18	\$34,046	60	2.88	\$40,688	64	2.52	\$41,181	52	3.08	\$56,326
Spring Valley	55	3.87	\$42,544	46	3.76	\$46,757	72	6.06	\$59,857	114	6.91	\$62,817	134	5.41	\$59,978
St. Rose-Rose de Lima	19	3.21	\$42,509	11	6.73	\$67,916	16	6.13	\$58,952	23	6.26	\$65,746	20	4.90	\$66,578
St. Rose-San Martin	31	2.68	\$37,507	30	2.47	\$48,072	24	3.92	\$57,688	9	2.33	\$37,409	10	2.30	\$39,129
St. Rose-Siena	47	2.49	\$38,847	38	2.79	\$40,238	29	3.31	\$53,502	49	3.41	\$56,363	40	3.28	\$49,485
Summerlin	66	3.02	\$44,658	64	3.81	\$57,358	72	5.25	\$56,617	142	7.92	\$78,050	165	6.54	\$71,475
Sunrise	222	3.01	\$44,504	252	3.46	\$47,443	221	4.08	\$61,814	195	3.54	\$70,710	251	3.90	\$81,568
UMC	175	3.38	\$33,076	199	3.59	\$34,521	175	5.13	\$48,672	207	4.91	\$53,431	203	4.06	\$52,797
Valley	129	2.80	\$36,545	69	3.58	\$51,231	107	3.96	\$48,439	158	7.99	\$65,788	160	6.51	\$62,198
<b>Total</b>	<b>1,040</b>	<b>3.09</b>	<b>\$39,821</b>	<b>1,045</b>	<b>3.50</b>	<b>\$45,310</b>	<b>1,059</b>	<b>4.24</b>	<b>\$53,022</b>	<b>1,288</b>	<b>5.30</b>	<b>\$61,399</b>	<b>1,446</b>	<b>4.69</b>	<b>\$60,387</b>
<b>Washoe</b>															
Carson Tahoe	38	3.50	\$27,345	50	3.38	\$23,519	66	2.76	\$20,638	56	3.20	\$22,892	63	3.25	\$21,368
Northern Nevada	13	2.85	\$31,745	11	3.09	\$33,873	13	4.77	\$54,388	19	7.79	\$58,660	26	5.04	\$51,264
Renown Regional	176	3.89	\$35,239	157	4.10	\$37,348	153	4.97	\$47,010	220	3.67	\$40,414	195	4.48	\$42,946
Renown S. Meadows	4	3.00	\$22,402	7	2.00	\$17,775	7	3.43	\$31,689	16	2.00	\$23,825	14	2.50	\$28,231
Saint Mary's	91	3.58	\$23,713	130	3.29	\$23,339	103	2.86	\$25,032	68	2.87	\$23,613	87	3.14	\$24,755
Sierra Surgery	0	0.00	\$0	1	1.00	\$100,975	0	0.00	\$0	0	0.00	\$0	0	0.00	\$0
<b>Total</b>	<b>322</b>	<b>3.70</b>	<b>\$30,749</b>	<b>356</b>	<b>3.62</b>	<b>\$29,976</b>	<b>342</b>	<b>3.87</b>	<b>\$35,268</b>	<b>379</b>	<b>3.59</b>	<b>\$35,025</b>	<b>385</b>	<b>3.94</b>	<b>\$35,331</b>
<b>Rural</b>															
Battle Mountain	0	0.00	\$0	0	0.00	\$0	0	0.00	\$0	0	0.00	\$0	0	0.00	\$0
Boulder City	3	4.00	\$10,587	9	4.78	\$14,806	10	12.70	\$30,828	9	9.67	\$30,292	10	10.50	\$24,989
Carson Valley	1	1.00	\$3,484	4	2.25	\$12,859	3	2.33	\$15,411	4	3.25	\$19,223	4	3.25	\$25,749
Churchill	5	4.00	\$19,413	11	6.64	\$31,857	4	3.50	\$19,732	5	3.60	\$20,645	1	5.00	\$11,780
Desert View	9	2.00	\$10,050	19	4.11	\$25,524	18	3.28	\$21,223	10	2.70	\$13,958	8	2.75	\$13,197
Grover C. Dils	2	3.50	\$3,378	0	0.00	\$0	1	4.00	\$4,642	1	14.00	\$21,214	1	2.00	\$7,039
Humboldt	1	8.00	\$37,054	1	10.00	\$45,789	2	3.50	\$13,426	2	14.00	\$25,554	4	14.25	\$59,068
Incline Village	0	0.00	\$0	0	0.00	\$0	0	0.00	\$0	0	0.00	\$0	0	0.00	\$0
Mesa View	2	3.00	\$16,150	1	5.00	\$29,375	3	2.67	\$15,244	2	3.50	\$25,202	1	3.00	\$13,829
Mount Grant	2	9.50	\$34,901	5	5.40	\$10,552	3	5.67	\$12,128	13	12.92	\$9,330	3	56.67	\$8,961
Northeastern	17	4.41	\$37,815	11	2.64	\$23,650	9	3.00	\$29,779	11	2.55	\$25,160	5	5.20	\$40,421
Nye	73	1.00	\$765	0	0.00	\$0	0	0.00	\$0	0	0.00	\$0	0	0.00	\$0
Pershing	2	5.00	\$8,497	0	0.00	\$0	0	0.00	\$0	0	0.00	\$0	0	0.00	\$0
South Lyon	1	4.00	\$7,277	3	3.33	\$9,003	0	0.00	\$0	3	4.33	\$8,866	3	13.33	\$16,653
William Bee Ririe	3	2.00	\$19,626	3	3.33	\$17,890	2	3.50	\$15,950	2	1.50	\$7,257	2	3.00	\$13,253
<b>Total</b>	<b>121</b>	<b>2.14</b>	<b>\$9,508</b>	<b>67</b>	<b>4.39</b>	<b>\$22,221</b>	<b>55</b>	<b>5.04</b>	<b>\$22,345</b>	<b>62</b>	<b>6.55</b>	<b>\$18,616</b>	<b>42</b>	<b>10.69</b>	<b>\$24,591</b>
<b>All Counties</b>	<b>1,483</b>	<b>3.15</b>	<b>\$35,378</b>	<b>1,468</b>	<b>3.57</b>	<b>\$40,538</b>	<b>1,456</b>	<b>4.19</b>	<b>\$47,693</b>	<b>1,729</b>	<b>4.97</b>	<b>\$54,084</b>	<b>1,873</b>	<b>4.67</b>	<b>\$54,434</b>

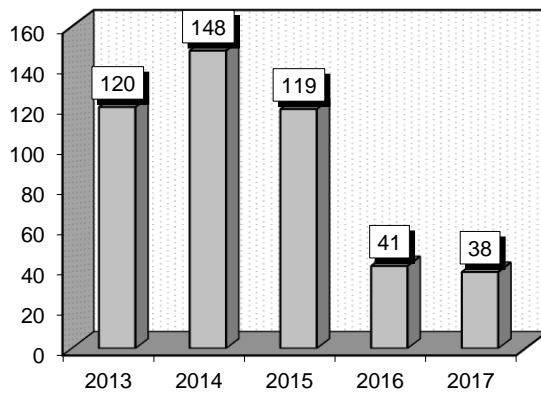
### Mastectomy For Malignancy (582-583)

**Procedures:** that frequently accompanied Mastectomy For Malignancy were: 1) Insertion of breast tissue expander (8595), 2) Unilateral extended simple mastectomy (8543), 3) Other mammoplasty (8589), 4) Unilateral simple mastectomy (8541), 5) Bilateral extended simple mastectomy (8544), 6) Bilateral simple mastectomy (8542), 7) Latissimus dorsi myocutaneous flap (8571).

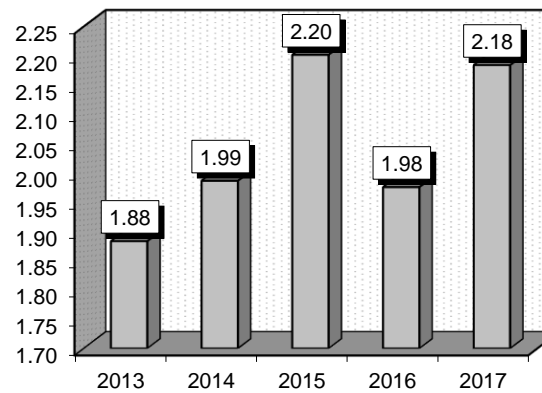
**Definitions: Mastectomy:** Surgical removal of all or part of a breast, sometimes including excision of the underlying pectoral muscles and regional lymph nodes, usually performed as a treatment for cancer. **Malignancy:** Cancerous cells that have the ability to spread to other sites in the body (metastasize) or to invade nearby (locally) and destroy tissues. **Catheterization:** The introduction of a catheter (a hollow flexible tube) into a body cavity or organ to inject or remove a fluid. **Excision:** Surgical removal by cutting. **Axillary lymph nodes:** Numerous nodes around the axillary veins that receive the lymphatic drainage from the upper limb, scapular region, and pectoral region (including mammary glands); they drain into the subclavian trunk. **Biopsy:** An examination of tissue removed from a living body to discover the presence, cause, or extent of a disease. **Mammoplasty:** Any reconstructive or cosmetic surgical procedure that alters the size or shape of the breast.

Gender	2013			2014			2015			2016			2017		
	Cases	Avg LOS	Avg Bill	Cases	Avg LOS	Avg Bill	Cases	Avg LOS	Avg Bill	Cases	Avg LOS	Avg Bill	Cases	Avg LOS	Avg Bill
Male	1	2.00	\$14,365	2	1.00	\$39,106	3	11.00	\$138,715	0	0.00	\$0	0	0.00	\$0
Female	119	1.88	\$50,394	146	2.00	\$71,673	116	1.97	\$86,302	41	1.98	\$68,776	38	2.18	\$68,556
Age Group	Cases	Avg LOS	Avg Bill	Cases	Avg LOS	Avg Bill	Cases	Avg LOS	Avg Bill	Cases	Avg LOS	Avg Bill	Cases	Avg LOS	Avg Bill
0-17	0	0.00	\$0	0	0.00	\$0	0	0.00	\$0	0	0.00	\$0	0	0.00	\$0
18-35	4	1.00	\$50,691	7	2.00	\$121,542	2	1.00	\$143,420	1	2.00	\$51,229	1	1.00	\$66,962
36-49	28	1.68	\$53,584	28	1.93	\$80,457	28	2.11	\$94,827	11	2.64	\$101,411	5	2.00	\$82,419
50-64	40	2.00	\$56,918	59	2.03	\$79,163	49	2.86	\$105,623	11	1.73	\$70,698	10	1.90	\$63,060
65+	48	1.98	\$42,322	54	1.96	\$51,265	40	1.53	\$57,741	18	1.72	\$48,633	22	2.41	\$67,975
<b>Total</b>	<b>120</b>	<b>1.88</b>	<b>\$50,094</b>	<b>148</b>	<b>1.99</b>	<b>\$71,233</b>	<b>119</b>	<b>2.20</b>	<b>\$87,623</b>	<b>41</b>	<b>1.98</b>	<b>\$68,776</b>	<b>38</b>	<b>2.18</b>	<b>\$68,556</b>

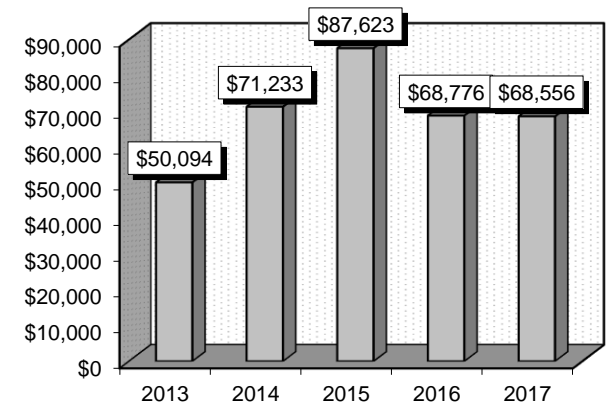
**Patient Discharges (Cases)**



**Average Length of Stay (Avg LOS)**



**Average Billed Charges (Avg Bill)**



County / Hospital	2013			2014			2015			2016			2017		
	Cases	Avg LOS	Avg Bill	Cases	Avg LOS	Avg Bill	Cases	Avg LOS	Avg Bill	Cases	Avg LOS	Avg Bill	Cases	Avg LOS	Avg Bill
<b>Clark</b>															
Centennial Hills	4	2.75	\$87,393	10	1.70	\$112,712	5	2.60	\$71,916	0	0.00	\$0	1	2.00	\$56,997
Desert Springs	2	2.50	\$89,140	11	2.36	\$106,798	28	1.75	\$119,111	6	2.83	\$128,754	5	3.60	\$115,868
Henderson Hospital	0	0.00	\$0	0	0.00	\$0	0	0.00	\$0	0	0.00	\$0	1	1.00	\$55,750
Mountain View	9	2.78	\$66,472	13	3.54	\$128,536	7	2.14	\$103,971	5	2.00	\$68,948	3	1.67	\$40,597
Mountain's Edge	0	0.00	\$0	0	0.00	\$0	0	0.00	\$0	0	0.00	\$0	0	0.00	\$0
North Vista	0	0.00	\$0	0	0.00	\$0	0	0.00	\$0	0	0.00	\$0	0	0.00	\$0
Southern Hills	3	3.33	\$55,077	3	1.33	\$55,871	0	0.00	\$0	2	1.00	\$37,934	0	0.00	\$0
Spring Valley	7	1.57	\$40,381	30	1.33	\$70,483	24	2.00	\$71,283	4	1.00	\$64,875	4	2.75	\$68,680
St. Rose-Rose de Lima	4	1.75	\$33,473	1	1.00	\$30,550	0	0.00	\$0	0	0.00	\$0	0	0.00	\$0
St. Rose-San Martin	1	1.00	\$115,715	0	0.00	\$0	1	5.00	\$135,270	0	0.00	\$0	0	0.00	\$0
St. Rose-Siena	0	0.00	\$0	0	0.00	\$0	1	2.00	\$58,594	1	2.00	\$72,398	1	3.00	\$66,885
Summerlin	3	2.33	\$75,364	3	9.33	\$184,061	4	1.25	\$47,316	0	0.00	\$0	2	1.00	\$77,348
Sunrise	0	0.00	\$0	2	1.50	\$110,983	1	4.00	\$321,223	0	0.00	\$0	1	11.00	\$151,552
UMC	5	2.60	\$93,571	9	3.22	\$76,810	6	8.50	\$226,948	2	1.00	\$146,736	2	1.00	\$110,003
Valley	16	1.75	\$48,871	9	1.22	\$37,709	6	1.33	\$40,757	1	1.00	\$55,378	4	1.00	\$62,566
<b>Total</b>	<b>54</b>	<b>2.19</b>	<b>\$61,102</b>	<b>91</b>	<b>2.25</b>	<b>\$88,905</b>	<b>83</b>	<b>2.41</b>	<b>\$101,733</b>	<b>21</b>	<b>1.81</b>	<b>\$89,232</b>	<b>24</b>	<b>2.46</b>	<b>\$80,500</b>
<b>Washoe</b>															
Carson Tahoe	1	2.00	\$59,213	0	0.00	\$0	2	4.00	\$54,325	2	1.00	\$63,690	2	1.50	\$24,912
Northern Nevada	4	1.50	\$53,676	6	1.33	\$50,868	6	1.67	\$47,662	3	2.00	\$43,011	3	1.00	\$48,354
Renown Regional	21	2.05	\$42,943	18	1.78	\$43,705	9	1.89	\$50,682	11	2.64	\$48,868	7	2.29	\$49,782
Renown S. Meadows	5	1.40	\$45,805	1	3.00	\$44,367	0	0.00	\$0	0	0.00	\$0	0	0.00	\$0
Saint Mary's	25	1.32	\$40,525	17	1.41	\$50,101	16	1.44	\$66,946	3	1.33	\$40,538	2	1.00	\$64,876
Sierra Surgery	3	1.33	\$50,954	6	1.33	\$46,590	0	0.00	\$0	0	0.00	\$0	0	0.00	\$0
<b>Total</b>	<b>59</b>	<b>1.61</b>	<b>\$43,572</b>	<b>48</b>	<b>1.56</b>	<b>\$47,240</b>	<b>33</b>	<b>1.76</b>	<b>\$58,239</b>	<b>19</b>	<b>2.16</b>	<b>\$48,188</b>	<b>14</b>	<b>1.71</b>	<b>\$48,079</b>
<b>Rural</b>															
Battle Mountain	0	0.00	\$0	0	0.00	\$0	0	0.00	\$0	0	0.00	\$0	0	0.00	\$0
Boulder City	0	0.00	\$0	0	0.00	\$0	0	0.00	\$0	0	0.00	\$0	0	0.00	\$0
Carson Valley	0	0.00	\$0	2	2.00	\$36,040	1	2.00	\$25,084	1	2.00	\$30,362	0	0.00	\$0
Churchill	5	1.80	\$19,155	2	1.00	\$16,340	1	1.00	\$17,565	0	0.00	\$0	0	0.00	\$0
Desert View	0	0.00	\$0	0	0.00	\$0	0	0.00	\$0	0	0.00	\$0	0	0.00	\$0
Grover C. Dils	0	0.00	\$0	0	0.00	\$0	0	0.00	\$0	0	0.00	\$0	0	0.00	\$0
Humboldt	1	1.00	\$16,379	0	0.00	\$0	0	0.00	\$0	0	0.00	\$0	0	0.00	\$0
Incline Village	0	0.00	\$0	0	0.00	\$0	0	0.00	\$0	0	0.00	\$0	0	0.00	\$0
Mesa View	0	0.00	\$0	3	1.33	\$15,472	0	0.00	\$0	0	0.00	\$0	0	0.00	\$0
Mount Grant	0	0.00	\$0	0	0.00	\$0	0	0.00	\$0	0	0.00	\$0	0	0.00	\$0
Northeastern	1	3.00	\$28,910	2	2.00	\$16,747	1	1.00	\$18,751	0	0.00	\$0	0	0.00	\$0
Nye	0	0.00	\$0	0	0.00	\$0	0	0.00	\$0	0	0.00	\$0	0	0.00	\$0
Pershing	0	0.00	\$0	0	0.00	\$0	0	0.00	\$0	0	0.00	\$0	0	0.00	\$0
South Lyon	0	0.00	\$0	0	0.00	\$0	0	0.00	\$0	0	0.00	\$0	0	0.00	\$0
William Bee Ririe	0	0.00	\$0	0	0.00	\$0	0	0.00	\$0	0	0.00	\$0	0	0.00	\$0
<b>Total</b>	<b>7</b>	<b>1.86</b>	<b>\$20,152</b>	<b>9</b>	<b>1.56</b>	<b>\$20,519</b>	<b>3</b>	<b>1.33</b>	<b>\$20,467</b>	<b>1</b>	<b>2.00</b>	<b>\$30,362</b>	<b>0</b>	<b>0.00</b>	<b>\$0</b>
<b>All Counties</b>	<b>120</b>	<b>1.88</b>	<b>\$50,094</b>	<b>148</b>	<b>1.99</b>	<b>\$71,233</b>	<b>119</b>	<b>2.20</b>	<b>\$87,623</b>	<b>41</b>	<b>1.98</b>	<b>\$68,776</b>	<b>38</b>	<b>2.18</b>	<b>\$68,556</b>

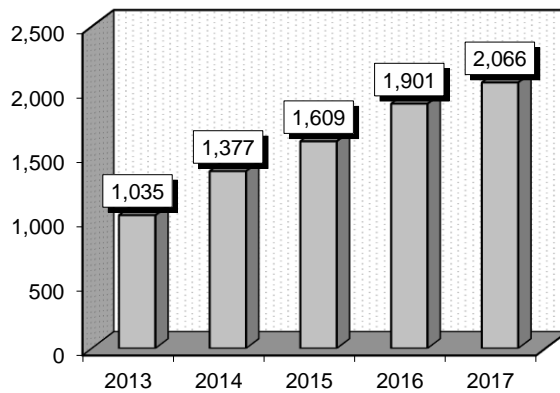
### Operating Room Procedures For Obesity (619-621)

**Procedures:** that frequently accompanied Operating Room Procedures For Obesity were: 1) Laparoscopic vertical (sleeve) gastrectomy (4382), 2) Laparoscopic repair of diaphragmatic hernia, abdominal approach (5371), 3) Other endoscopy of small intestine (4513), 4) Laparoscopic gastroenterostomy (4438), 5) Laparoscopic gastric restrictive procedure (4495), 6) Laparoscopic liver biopsy (5014), 7) Laparoscopic lysis of peritoneal adhesions (5451).

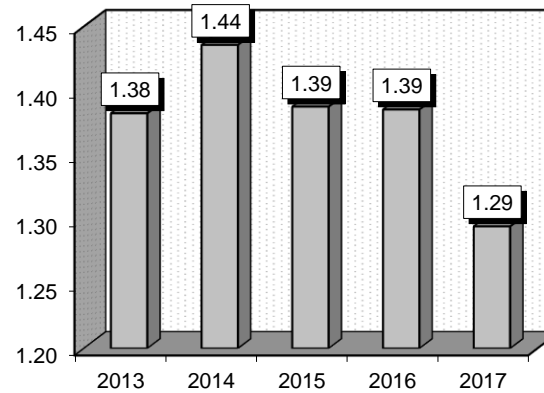
**Definitions:** **Laparoscopy:** Examination or treatment of the interior of the abdomen by means of a laparoscope. **Gastroenterostomy:** The surgical creation of a connection between the stomach and the jejunum. **Jejunum:** The middle part of the small intestine, connecting the duodenum and the ileum. **Duodenum:** First part of the small intestine. **Ileum:** The lower-third distal portion of the small intestine, extending from the jejunum to the cecum. **Peritoneum:** The serous membrane lining the cavity of the abdomen and covering the abdominal organs. **Adhesiolysis:** Severing of adhesive band(s); done by laparoscopy or laparotomy. **Diaphragmatic hernia:** Protrusion of some of the contents of the abdomen through an opening in the diaphragm and into the chest cavity. **Gastroplasty:** A surgical procedure that alters the shape of the stomach with the intent of altering the flow of gastric content.

Gender	2013			2014			2015			2016			2017		
	Cases	Avg LOS	Avg Bill	Cases	Avg LOS	Avg Bill	Cases	Avg LOS	Avg Bill	Cases	Avg LOS	Avg Bill	Cases	Avg LOS	Avg Bill
Male	260	1.35	\$51,495	325	1.67	\$55,962	342	1.36	\$54,199	388	1.36	\$63,781	451	1.19	\$66,408
Female	775	1.39	\$48,947	1,052	1.36	\$47,937	1,267	1.40	\$51,806	1,513	1.39	\$62,210	1,615	1.32	\$65,900
Age Group	Cases	Avg LOS	Avg Bill	Cases	Avg LOS	Avg Bill	Cases	Avg LOS	Avg Bill	Cases	Avg LOS	Avg Bill	Cases	Avg LOS	Avg Bill
0-17	1	6.00	\$19,251	2	4.00	\$89,154	2	1.50	\$45,600	2	1.50	\$52,361	4	1.50	\$40,146
18-35	172	1.31	\$49,989	260	1.27	\$47,951	344	1.28	\$50,620	399	1.47	\$61,914	442	1.24	\$65,243
36-49	372	1.35	\$49,764	522	1.33	\$47,339	623	1.37	\$52,378	733	1.40	\$62,698	813	1.31	\$65,814
50-64	388	1.40	\$49,373	480	1.63	\$53,188	508	1.35	\$53,511	592	1.36	\$62,479	599	1.30	\$66,999
65+	102	1.50	\$49,377	113	1.44	\$50,713	132	1.89	\$51,932	175	1.22	\$63,528	208	1.32	\$66,065
<b>Total</b>	<b>1,035</b>	<b>1.38</b>	<b>\$49,587</b>	<b>1,377</b>	<b>1.44</b>	<b>\$49,831</b>	<b>1,609</b>	<b>1.39</b>	<b>\$52,315</b>	<b>1,901</b>	<b>1.39</b>	<b>\$62,531</b>	<b>2,066</b>	<b>1.29</b>	<b>\$66,011</b>

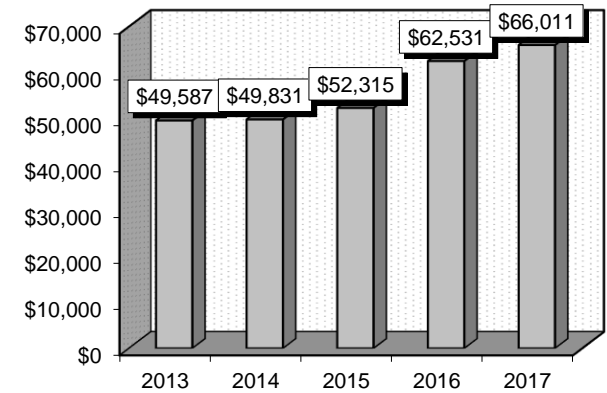
**Patient Discharges (Cases)**



**Average Length of Stay (Avg LOS)**



**Average Billed Charges (Avg Bill)**



County / Hospital	2013			2014			2015			2016			2017		
	Cases	Avg LOS	Avg Bill	Cases	Avg LOS	Avg Bill	Cases	Avg LOS	Avg Bill	Cases	Avg LOS	Avg Bill	Cases	Avg LOS	Avg Bill
<b>Clark</b>															
Centennial Hills	0	0.00	\$0	0	0.00	\$0	0	0.00	\$0	0	0.00	\$0	1	7.00	\$105,926
Desert Springs	362	1.38	\$60,108	497	1.38	\$55,000	580	1.39	\$62,157	708	1.36	\$65,270	904	1.28	\$69,054
Henderson Hospital	0	0.00	\$0	0	0.00	\$0	0	0.00	\$0	0	0.00	\$0	107	1.07	\$60,600
Mountain View	9	2.11	\$104,786	4	1.25	\$140,500	9	2.56	\$162,787	23	1.17	\$151,595	25	1.04	\$176,604
Mountain's Edge	0	0.00	\$0	0	0.00	\$0	0	0.00	\$0	0	0.00	\$0	0	0.00	\$0
North Vista	323	1.07	\$41,615	457	1.06	\$41,913	504	1.20	\$43,499	580	1.06	\$61,488	358	1.09	\$71,869
Southern Hills	1	4.00	\$77,967	0	0.00	\$0	1	5.00	\$94,428	0	0.00	\$0	0	0.00	\$0
Spring Valley	1	4.00	\$119,443	1	9.00	\$173,306	1	7.00	\$118,379	0	0.00	\$0	0	0.00	\$0
St. Rose-Rose de Lima	1	1.00	\$56,517	0	0.00	\$0	29	1.00	\$51,553	8	1.00	\$48,328	0	0.00	\$0
St. Rose-San Martin	1	6.00	\$139,289	1	4.00	\$277,800	2	3.00	\$119,909	0	0.00	\$0	0	0.00	\$0
St. Rose-Siena	1	4.00	\$179,374	4	6.50	\$93,932	0	0.00	\$0	0	0.00	\$0	0	0.00	\$0
Summerlin	2	3.50	\$56,853	0	0.00	\$0	3	1.00	\$54,446	4	1.50	\$108,781	8	1.38	\$98,735
Sunrise	13	1.38	\$82,916	29	3.79	\$114,093	35	2.97	\$113,157	77	2.92	\$114,252	109	1.16	\$112,876
UMC	27	1.59	\$57,669	29	2.41	\$79,496	7	1.43	\$90,408	14	2.00	\$81,605	2	1.00	\$76,746
Valley	0	0.00	\$0	0	0.00	\$0	1	3.00	\$101,043	0	0.00	\$0	0	0.00	\$0
<b>Total</b>	<b>741</b>	<b>1.29</b>	<b>\$53,259</b>	<b>1,022</b>	<b>1.36</b>	<b>\$52,341</b>	<b>1,172</b>	<b>1.37</b>	<b>\$56,523</b>	<b>1,414</b>	<b>1.32</b>	<b>\$67,979</b>	<b>1,514</b>	<b>1.21</b>	<b>\$74,244</b>
<b>Washoe</b>															
Carson Tahoe	0	0.00	\$0	0	0.00	\$0	0	0.00	\$0	0	0.00	\$0	0	0.00	\$0
Northern Nevada	0	0.00	\$0	0	0.00	\$0	33	1.48	\$57,423	105	1.78	\$72,344	114	1.54	\$71,989
Renown Regional	52	2.33	\$44,796	88	2.39	\$44,511	152	1.61	\$35,158	184	1.69	\$37,072	276	1.61	\$35,362
Renown S. Meadows	140	1.42	\$35,583	162	1.38	\$33,976	139	1.22	\$32,898	122	1.30	\$34,300	116	1.46	\$32,765
Saint Mary's	100	1.56	\$44,794	101	1.45	\$55,305	113	1.49	\$54,138	76	1.38	\$54,560	46	1.13	\$47,947
Sierra Surgery	2	1.00	\$33,721	4	1.00	\$29,608	0	0.00	\$0	0	0.00	\$0	0	0.00	\$0
<b>Total</b>	<b>294</b>	<b>1.63</b>	<b>\$40,333</b>	<b>355</b>	<b>1.65</b>	<b>\$42,607</b>	<b>437</b>	<b>1.44</b>	<b>\$41,028</b>	<b>487</b>	<b>1.56</b>	<b>\$46,711</b>	<b>552</b>	<b>1.52</b>	<b>\$43,429</b>
<b>Rural</b>															
Battle Mountain	0	0.00	\$0	0	0.00	\$0	0	0.00	\$0	0	0.00	\$0	0	0.00	\$0
Boulder City	0	0.00	\$0	0	0.00	\$0	0	0.00	\$0	0	0.00	\$0	0	0.00	\$0
Carson Valley	0	0.00	\$0	0	0.00	\$0	0	0.00	\$0	0	0.00	\$0	0	0.00	\$0
Churchill	0	0.00	\$0	0	0.00	\$0	0	0.00	\$0	0	0.00	\$0	0	0.00	\$0
Desert View	0	0.00	\$0	0	0.00	\$0	0	0.00	\$0	0	0.00	\$0	0	0.00	\$0
Grover C. Dils	0	0.00	\$0	0	0.00	\$0	0	0.00	\$0	0	0.00	\$0	0	0.00	\$0
Humboldt	0	0.00	\$0	0	0.00	\$0	0	0.00	\$0	0	0.00	\$0	0	0.00	\$0
Incline Village	0	0.00	\$0	0	0.00	\$0	0	0.00	\$0	0	0.00	\$0	0	0.00	\$0
Mesa View	0	0.00	\$0	0	0.00	\$0	0	0.00	\$0	0	0.00	\$0	0	0.00	\$0
Mount Grant	0	0.00	\$0	0	0.00	\$0	0	0.00	\$0	0	0.00	\$0	0	0.00	\$0
Northeastern	0	0.00	\$0	0	0.00	\$0	0	0.00	\$0	0	0.00	\$0	0	0.00	\$0
Nye	0	0.00	\$0	0	0.00	\$0	0	0.00	\$0	0	0.00	\$0	0	0.00	\$0
Pershing	0	0.00	\$0	0	0.00	\$0	0	0.00	\$0	0	0.00	\$0	0	0.00	\$0
South Lyon	0	0.00	\$0	0	0.00	\$0	0	0.00	\$0	0	0.00	\$0	0	0.00	\$0
William Bee Ririe	0	0.00	\$0	0	0.00	\$0	0	0.00	\$0	0	0.00	\$0	0	0.00	\$0
<b>Total</b>	<b>0</b>	<b>0.00</b>	<b>\$0</b>	<b>0</b>	<b>0.00</b>	<b>\$0</b>	<b>0</b>	<b>0.00</b>	<b>\$0</b>	<b>0</b>	<b>0.00</b>	<b>\$0</b>	<b>0</b>	<b>0.00</b>	<b>\$0</b>
<b>All Counties</b>	<b>1,035</b>	<b>1.38</b>	<b>\$49,587</b>	<b>1,377</b>	<b>1.44</b>	<b>\$49,831</b>	<b>1,609</b>	<b>1.39</b>	<b>\$52,315</b>	<b>1,901</b>	<b>1.39</b>	<b>\$62,531</b>	<b>2,066</b>	<b>1.29</b>	<b>\$66,011</b>

### Diabetes (637-639)

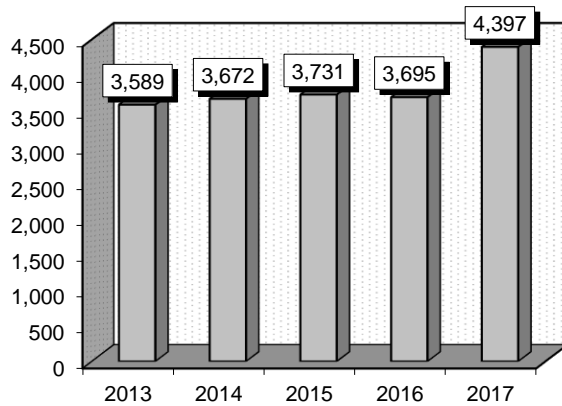
**Diagnoses:** that frequently accompanied Diabetes were: 1) Unspecified essential hypertension (4019), 2) Acute kidney failure, unspecified (5849), 3) Long-term (current) use of insulin (V5867), 4) Tobacco use disorder (3051), 5) Dehydration (27651), 6) Other and unspecified hyperlipidemia (2724), 7) Hyposmolality and/or hyponatremia (2761).

**Definitions:** **Hypertension:** High blood pressure. **Hyperlipidemia:** An abnormally high concentration of fats or lipids in the blood. **Hyposmolality:** The condition especially of a bodily fluid of having abnormally low osmolality. **Osmolality:** The concentration of a solution expressed as the total number of solute particles per kilogram. **Ketoacidosis:** A life-threatening problem that affects people with diabetes. It occurs when the body cannot use sugar (glucose) as a fuel source because there is no insulin or not enough insulin. Fat is used for fuel instead. When fat breaks down, waste products called ketones build up in the body.

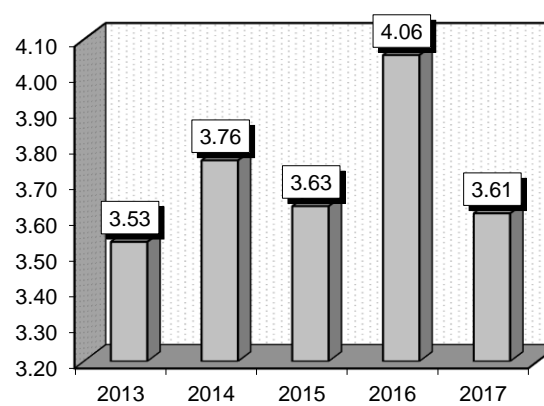
**Comment:** Diabetes is a disease in which blood sugar (glucose) levels are abnormally high because the body does not produce enough insulin. In Type 1 diabetes more than 90% of the insulin-producing cells of the pancreas are permanently destroyed. The pancreas produces little or no insulin. Most people who have Type 1 diabetes develop the disease before age 30. In Type 2 diabetes, the pancreas continues to produce insulin, sometimes even at higher than normal levels. However, the body develops resistance to the effects of insulin, so there is not enough insulin to meet the body's needs. Type 2 diabetes may occur in children and adolescents but usually begins in people older than 30 and becomes progressively more common with age.

Gender	2013			2014			2015			2016			2017		
	Cases	Avg LOS	Avg Bill	Cases	Avg LOS	Avg Bill	Cases	Avg LOS	Avg Bill	Cases	Avg LOS	Avg Bill	Cases	Avg LOS	Avg Bill
Male	1,950	3.54	\$37,531	1,979	3.77	\$41,991	1,989	3.63	\$44,268	2,040	3.62	\$46,996	2,390	3.72	\$51,640
Female	1,639	3.53	\$37,744	1,693	3.75	\$42,782	1,742	3.64	\$43,292	1,655	4.60	\$50,440	2,007	3.49	\$49,677
Age Group	Cases	Avg LOS	Avg Bill	Cases	Avg LOS	Avg Bill	Cases	Avg LOS	Avg Bill	Cases	Avg LOS	Avg Bill	Cases	Avg LOS	Avg Bill
0-17	318	3.37	\$26,694	335	2.86	\$27,295	371	3.09	\$31,318	379	3.07	\$34,735	421	2.76	\$33,955
18-35	1,040	3.14	\$33,642	1,054	3.51	\$38,438	1,095	3.05	\$36,848	920	3.15	\$41,753	1,083	2.80	\$41,874
36-49	748	3.28	\$37,365	797	3.56	\$42,328	816	3.48	\$42,700	761	3.87	\$53,994	846	3.89	\$57,042
50-64	818	4.07	\$41,602	893	4.38	\$48,705	850	4.37	\$53,746	941	4.66	\$54,060	1,115	4.20	\$55,556
65+	665	3.86	\$44,497	593	4.06	\$48,302	599	4.21	\$51,703	694	5.18	\$51,602	932	3.99	\$57,162
<b>Total</b>	<b>3,589</b>	<b>3.53</b>	<b>\$37,628</b>	<b>3,672</b>	<b>3.76</b>	<b>\$42,356</b>	<b>3,731</b>	<b>3.63</b>	<b>\$43,812</b>	<b>3,695</b>	<b>4.06</b>	<b>\$48,538</b>	<b>4,397</b>	<b>3.61</b>	<b>\$50,744</b>

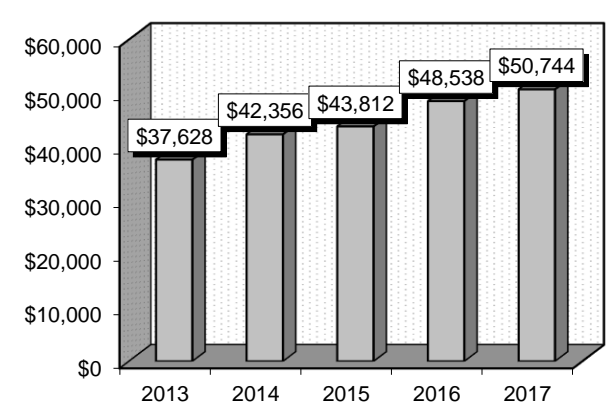
Patient Discharges (Cases)



Average Length of Stay (Avg LOS)



Average Billed Charges (Avg Bill)





County / Hospital	2013			2014			2015			2016			2017		
	Cases	Avg LOS	Avg Bill	Cases	Avg LOS	Avg Bill	Cases	Avg LOS	Avg Bill	Cases	Avg LOS	Avg Bill	Cases	Avg LOS	Avg Bill
<b>Clark</b>															
Centennial Hills	208	3.13	\$47,409	175	2.93	\$47,258	192	2.93	\$51,686	180	3.89	\$68,180	218	3.34	\$64,364
Desert Springs	197	4.59	\$57,696	203	4.33	\$57,754	186	4.44	\$65,654	239	3.97	\$61,408	241	4.05	\$65,333
Henderson Hospital	0	0.00	\$0	0	0.00	\$0	0	0.00	\$0	10	2.30	\$41,850	136	2.79	\$57,663
Mountain View	209	3.67	\$48,069	286	3.88	\$55,817	296	3.68	\$52,042	335	4.05	\$57,719	302	3.57	\$55,830
Mountain's Edge	0	0.00	\$0	0	0.00	\$0	0	0.00	\$0	15	11.47	\$72,601	31	4.35	\$24,902
North Vista	216	4.86	\$41,451	244	4.55	\$41,109	214	2.95	\$26,525	137	2.99	\$31,215	88	2.59	\$29,322
Southern Hills	51	3.41	\$38,105	54	4.81	\$49,286	94	3.35	\$45,990	128	3.66	\$51,757	111	3.68	\$53,224
Spring Valley	160	3.54	\$48,413	151	3.92	\$60,767	173	3.53	\$63,500	188	3.77	\$61,486	209	2.85	\$53,875
St. Rose-Rose de Lima	117	3.41	\$37,757	114	3.43	\$48,441	105	4.10	\$54,124	106	3.86	\$58,207	127	4.39	\$65,405
St. Rose-San Martin	92	3.55	\$37,005	101	3.06	\$40,771	82	3.46	\$48,690	79	3.10	\$46,470	123	3.39	\$50,532
St. Rose-Siena	172	3.38	\$38,723	169	3.21	\$42,801	165	3.71	\$49,453	214	3.66	\$49,453	299	3.83	\$56,846
Summerlin	192	3.57	\$49,236	209	3.27	\$49,787	180	3.09	\$51,357	243	3.17	\$59,206	283	3.35	\$66,730
Sunrise	330	3.65	\$47,467	430	4.56	\$53,678	598	4.29	\$54,479	600	4.40	\$59,529	626	4.63	\$66,485
UMC	506	3.46	\$23,382	464	3.88	\$26,497	331	4.34	\$33,712	9	2.33	\$20,523	68	5.16	\$45,434
Valley	207	3.67	\$59,679	221	4.45	\$66,917	212	3.28	\$54,273	222	3.42	\$60,141	292	3.87	\$69,086
<b>Total</b>	<b>2,657</b>	<b>3.70</b>	<b>\$42,793</b>	<b>2,821</b>	<b>3.95</b>	<b>\$47,951</b>	<b>2,828</b>	<b>3.75</b>	<b>\$49,804</b>	<b>2,705</b>	<b>3.85</b>	<b>\$57,049</b>	<b>3,154</b>	<b>3.80</b>	<b>\$60,331</b>
<b>Washoe</b>															
Carson Tahoe	86	3.08	\$22,821	118	3.16	\$22,648	126	3.59	\$28,074	105	3.30	\$27,878	143	3.20	\$24,978
Northern Nevada	35	2.20	\$26,831	41	2.24	\$25,289	52	2.56	\$25,047	56	2.05	\$30,614	67	2.24	\$37,030
Renown Regional	420	3.72	\$28,881	376	3.54	\$26,907	414	3.31	\$27,158	490	3.45	\$26,571	619	3.40	\$27,909
Renown S. Meadows	25	2.16	\$20,970	49	2.57	\$22,413	36	2.89	\$24,943	67	2.58	\$22,299	79	2.29	\$23,700
Saint Mary's	137	2.84	\$18,242	99	2.94	\$20,823	111	3.13	\$23,818	113	3.69	\$24,390	170	3.10	\$26,614
Sierra Surgery	0	0.00	\$0	0	0.00	\$0	0	0.00	\$0	0	0.00	\$0	0	0.00	\$0
<b>Total</b>	<b>703</b>	<b>3.34</b>	<b>\$25,683</b>	<b>683</b>	<b>3.24</b>	<b>\$24,870</b>	<b>739</b>	<b>3.26</b>	<b>\$26,556</b>	<b>831</b>	<b>3.30</b>	<b>\$26,368</b>	<b>1,078</b>	<b>3.17</b>	<b>\$27,574</b>
<b>Rural</b>															
Battle Mountain	1	1.00	\$7,385	0	0.00	\$0	0	0.00	\$0	2	1.50	\$5,987	1	1.00	\$8,439
Boulder City	5	5.40	\$21,714	6	1.33	\$10,199	5	12.00	\$30,996	5	7.60	\$22,297	9	11.56	\$28,910
Carson Valley	10	3.00	\$22,815	19	2.16	\$16,017	13	2.54	\$20,799	14	2.86	\$20,061	18	2.28	\$20,293
Churchill	33	3.15	\$16,594	21	3.10	\$18,460	31	1.90	\$11,915	22	2.45	\$15,551	30	2.63	\$17,274
Desert View	26	2.46	\$13,326	16	2.31	\$16,548	14	3.21	\$22,012	10	3.40	\$21,496	16	1.94	\$11,965
Grover C. Dils	3	1.33	\$2,874	7	2.43	\$4,560	4	2.25	\$5,942	2	3.00	\$3,455	4	3.25	\$9,602
Humboldt	13	2.69	\$16,824	22	3.59	\$21,299	14	2.71	\$19,853	16	6.94	\$45,535	13	2.69	\$19,907
Incline Village	0	0.00	\$0	0	0.00	\$0	0	0.00	\$0	0	0.00	\$0	0	0.00	\$0
Mesa View	12	2.25	\$13,835	13	2.31	\$12,644	12	2.08	\$13,605	9	3.22	\$22,365	9	2.89	\$22,296
Mount Grant	2	3.50	\$12,777	5	4.20	\$18,144	17	7.53	\$12,386	35	40.51	\$5,252	19	2.53	\$4,526
Northeastern	66	2.27	\$21,952	50	2.76	\$26,902	37	2.54	\$25,659	34	2.26	\$27,718	36	2.58	\$29,152
Nye	47	1.04	\$1,565	0	0.00	\$0	0	0.00	\$0	0	0.00	\$0	0	0.00	\$0
Pershing	0	0.00	\$0	0	0.00	\$0	1	2.00	\$8,669	0	0.00	\$0	0	0.00	\$0
South Lyon	2	3.00	\$7,104	4	3.50	\$9,632	5	2.40	\$7,617	4	1.75	\$5,177	2	1.50	\$2,872
William Bee Ririe	9	1.22	\$10,739	5	3.60	\$23,434	11	3.09	\$19,774	6	2.17	\$12,598	8	2.63	\$16,192
<b>Total</b>	<b>229</b>	<b>2.25</b>	<b>\$14,368</b>	<b>168</b>	<b>2.79</b>	<b>\$19,490</b>	<b>164</b>	<b>3.29</b>	<b>\$18,244</b>	<b>159</b>	<b>11.51</b>	<b>\$19,627</b>	<b>165</b>	<b>3.00</b>	<b>\$18,862</b>
<b>All Counties</b>	<b>3,589</b>	<b>3.53</b>	<b>\$37,628</b>	<b>3,672</b>	<b>3.76</b>	<b>\$42,356</b>	<b>3,731</b>	<b>3.63</b>	<b>\$43,812</b>	<b>3,695</b>	<b>4.06</b>	<b>\$48,538</b>	<b>4,397</b>	<b>3.61</b>	<b>\$50,744</b>

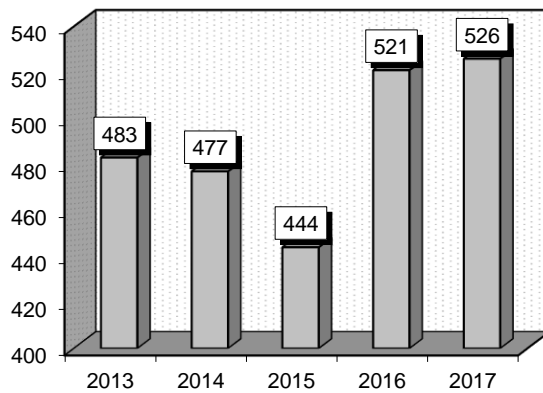
### Endocrine Disorders (643-645)

**Diagnoses:** that frequently accompanied Endocrine Disorders were: 1) Unspecified essential hypertension (4019), 2) Unspecified acquired hypothyroidism (2449), 3) Hypopotassemia (2768), 4) Other disorders of neurohypophysis (2536), 5) Tobacco use disorder (3051).

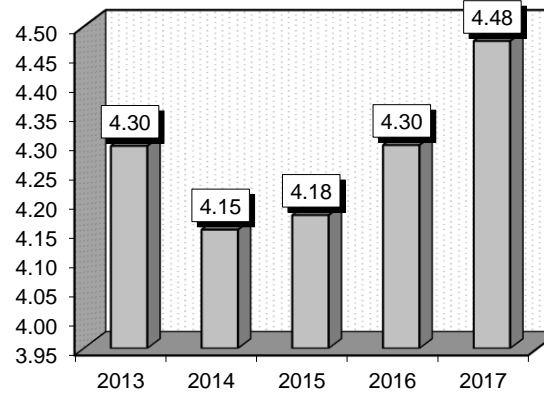
**Definitions:** **Hypertension:** High blood pressure. **Hypothyroidism:** Diminished production of thyroid hormone, leading to clinical manifestations of thyroid insufficiency, including low metabolic rate, tendency to gain weight, somnolence, and sometimes myxedema. **Hypopotassemia:** A deficiency of potassium in the blood. **Neurohypophysis:** The posterior lobe of the pituitary gland. It stores and secretes two hormones, oxytocin and antidiuretic hormone (vasopressin), which are released in response to neural stimulation.

Gender	2013			2014			2015			2016			2017		
	Cases	Avg LOS	Avg Bill	Cases	Avg LOS	Avg Bill	Cases	Avg LOS	Avg Bill	Cases	Avg LOS	Avg Bill	Cases	Avg LOS	Avg Bill
Male	168	4.60	\$49,684	171	4.33	\$51,273	140	4.13	\$55,027	177	4.80	\$65,794	197	4.75	\$64,706
Female	315	4.14	\$39,333	306	4.06	\$45,881	304	4.20	\$49,644	344	4.04	\$54,242	329	4.31	\$61,745
Age Group	Cases	Avg LOS	Avg Bill	Cases	Avg LOS	Avg Bill	Cases	Avg LOS	Avg Bill	Cases	Avg LOS	Avg Bill	Cases	Avg LOS	Avg Bill
0-17	18	5.50	\$37,517	27	4.37	\$37,159	28	3.11	\$28,522	30	4.03	\$57,125	16	2.75	\$34,962
18-35	70	2.91	\$33,855	60	2.62	\$30,490	52	3.10	\$47,744	45	2.64	\$50,516	54	3.93	\$54,067
36-49	84	3.94	\$37,545	54	3.63	\$38,920	50	4.00	\$45,225	63	3.71	\$47,945	74	4.69	\$69,699
50-64	129	4.19	\$45,967	134	4.44	\$50,363	100	3.84	\$51,126	128	4.52	\$57,513	141	4.83	\$69,651
65+	182	4.95	\$47,297	202	4.53	\$55,070	214	4.78	\$56,731	255	4.65	\$62,494	241	4.44	\$60,596
<b>Total</b>	<b>483</b>	<b>4.30</b>	<b>\$42,933</b>	<b>477</b>	<b>4.15</b>	<b>\$47,814</b>	<b>444</b>	<b>4.18</b>	<b>\$51,341</b>	<b>521</b>	<b>4.30</b>	<b>\$58,167</b>	<b>526</b>	<b>4.48</b>	<b>\$62,854</b>

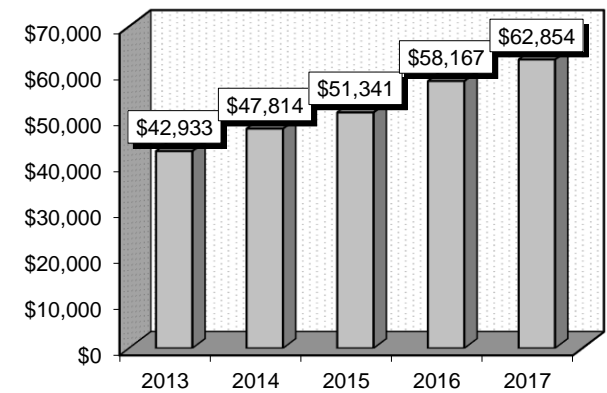
Patient Discharges (Cases)



Average Length of Stay (Avg LOS)



Average Billed Charges (Avg Bill)



County / Hospital	2013			2014			2015			2016			2017		
	Cases	Avg LOS	Avg Bill	Cases	Avg LOS	Avg Bill	Cases	Avg LOS	Avg Bill	Cases	Avg LOS	Avg Bill	Cases	Avg LOS	Avg Bill
<b>Clark</b>															
Centennial Hills	16	3.69	\$57,261	16	5.13	\$65,435	22	3.95	\$58,920	26	5.00	\$78,545	29	4.38	\$75,089
Desert Springs	17	5.76	\$63,020	26	4.08	\$50,462	25	3.92	\$54,764	24	5.63	\$76,325	31	4.97	\$58,101
Henderson Hospital	0	0.00	\$0	0	0.00	\$0	0	0.00	\$0	1	2.00	\$20,656	8	3.25	\$66,453
Mountain View	29	4.38	\$57,768	51	4.16	\$60,193	42	5.31	\$69,791	51	4.80	\$74,684	40	3.73	\$77,072
Mountain's Edge	0	0.00	\$0	0	0.00	\$0	0	0.00	\$0	2	7.50	\$39,451	2	11.00	\$49,532
North Vista	7	7.29	\$59,250	10	4.50	\$47,499	16	3.94	\$36,402	9	3.44	\$33,822	13	3.38	\$49,189
Southern Hills	11	4.09	\$55,411	9	7.22	\$82,445	19	3.00	\$43,537	20	2.75	\$37,487	14	4.36	\$62,987
Spring Valley	15	2.93	\$39,337	28	3.36	\$47,854	14	5.21	\$69,107	23	4.22	\$56,649	28	4.96	\$76,683
St. Rose-Rose de Lima	18	3.94	\$53,966	25	3.76	\$46,965	16	6.63	\$67,205	14	4.71	\$60,054	25	5.40	\$75,633
St. Rose-San Martin	24	4.54	\$46,242	12	4.00	\$58,236	19	5.89	\$70,213	20	3.65	\$47,430	21	2.90	\$43,154
St. Rose-Siena	28	7.43	\$54,128	35	4.00	\$43,372	37	4.49	\$50,151	45	3.87	\$53,120	55	3.69	\$52,451
Summerlin	24	6.33	\$94,294	19	4.68	\$73,879	34	5.06	\$99,442	27	5.44	\$108,198	43	3.65	\$65,036
Sunrise	56	4.04	\$47,773	73	3.53	\$48,931	58	3.02	\$38,313	78	4.56	\$75,376	48	5.94	\$103,738
UMC	44	3.20	\$24,956	54	5.85	\$45,096	25	3.36	\$38,554	18	5.67	\$46,452	12	5.92	\$76,194
Valley	30	6.40	\$78,515	20	5.30	\$72,300	24	3.58	\$54,602	31	5.13	\$79,462	33	4.58	\$85,342
<b>Total</b>	<b>319</b>	<b>4.77</b>	<b>\$54,125</b>	<b>378</b>	<b>4.38</b>	<b>\$53,528</b>	<b>351</b>	<b>4.28</b>	<b>\$57,311</b>	<b>389</b>	<b>4.59</b>	<b>\$67,916</b>	<b>402</b>	<b>4.44</b>	<b>\$71,018</b>
<b>Washoe</b>															
Carson Tahoe	6	3.00	\$19,900	14	3.36	\$21,713	16	3.81	\$26,000	19	3.00	\$24,554	15	4.07	\$26,899
Northern Nevada	9	5.00	\$64,241	10	3.60	\$44,474	1	3.00	\$30,512	12	3.08	\$52,733	7	3.43	\$58,852
Renown Regional	56	5.11	\$34,190	44	2.82	\$23,991	41	4.29	\$34,522	44	4.14	\$35,862	54	5.46	\$40,874
Renown S. Meadows	2	3.00	\$22,713	9	4.00	\$29,526	9	1.89	\$22,092	8	2.00	\$21,354	5	2.40	\$26,518
Saint Mary's	18	5.00	\$29,977	8	2.00	\$20,229	12	3.92	\$26,157	35	3.14	\$22,920	35	4.57	\$35,594
Sierra Surgery	0	0.00	\$0	0	0.00	\$0	0	0.00	\$0	0	0.00	\$0	0	0.00	\$0
<b>Total</b>	<b>91</b>	<b>4.89</b>	<b>\$35,134</b>	<b>85</b>	<b>3.05</b>	<b>\$26,257</b>	<b>79</b>	<b>3.85</b>	<b>\$30,059</b>	<b>118</b>	<b>3.41</b>	<b>\$30,935</b>	<b>116</b>	<b>4.76</b>	<b>\$37,940</b>
<b>Rural</b>															
Battle Mountain	0	0.00	\$0	0	0.00	\$0	0	0.00	\$0	0	0.00	\$0	0	0.00	\$0
Boulder City	2	3.50	\$17,085	4	10.00	\$41,192	1	6.00	\$29,891	0	0.00	\$0	0	0.00	\$0
Carson Valley	2	3.50	\$17,154	1	2.00	\$9,200	0	0.00	\$0	2	2.00	\$12,682	0	0.00	\$0
Churchill	4	6.50	\$28,977	1	2.00	\$10,910	6	3.67	\$15,563	4	6.00	\$20,797	0	0.00	\$0
Desert View	0	0.00	\$0	1	2.00	\$8,660	2	2.00	\$14,262	1	1.00	\$10,384	3	2.33	\$15,590
Grover C. Dils	0	0.00	\$0	0	0.00	\$0	0	0.00	\$0	0	0.00	\$0	0	0.00	\$0
Humboldt	0	0.00	\$0	2	4.00	\$23,474	0	0.00	\$0	0	0.00	\$0	1	2.00	\$9,231
Incline Village	0	0.00	\$0	0	0.00	\$0	0	0.00	\$0	0	0.00	\$0	0	0.00	\$0
Mesa View	1	2.00	\$6,542	1	3.00	\$21,204	2	3.50	\$21,437	4	2.50	\$9,651	2	2.00	\$10,287
Mount Grant	0	0.00	\$0	0	0.00	\$0	0	0.00	\$0	0	0.00	\$0	0	0.00	\$0
Northeastern	1	2.00	\$28,072	4	2.50	\$20,051	2	4.00	\$49,967	2	4.00	\$32,295	2	2.00	\$17,207
Nye	63	1.00	\$870	0	0.00	\$0	0	0.00	\$0	0	0.00	\$0	0	0.00	\$0
Pershing	0	0.00	\$0	0	0.00	\$0	0	0.00	\$0	1	3.00	\$13,265	0	0.00	\$0
South Lyon	0	0.00	\$0	0	0.00	\$0	0	0.00	\$0	0	0.00	\$0	0	0.00	\$0
William Bee Ririe	0	0.00	\$0	0	0.00	\$0	1	2.00	\$10,280	0	0.00	\$0	0	0.00	\$0
<b>Total</b>	<b>73</b>	<b>1.47</b>	<b>\$3,750</b>	<b>14</b>	<b>4.79</b>	<b>\$24,421</b>	<b>14</b>	<b>3.50</b>	<b>\$21,777</b>	<b>14</b>	<b>3.57</b>	<b>\$16,814</b>	<b>8</b>	<b>2.13</b>	<b>\$13,873</b>
<b>All Counties</b>	<b>483</b>	<b>4.30</b>	<b>\$42,933</b>	<b>477</b>	<b>4.15</b>	<b>\$47,814</b>	<b>444</b>	<b>4.18</b>	<b>\$51,341</b>	<b>521</b>	<b>4.30</b>	<b>\$58,167</b>	<b>526</b>	<b>4.48</b>	<b>\$62,854</b>

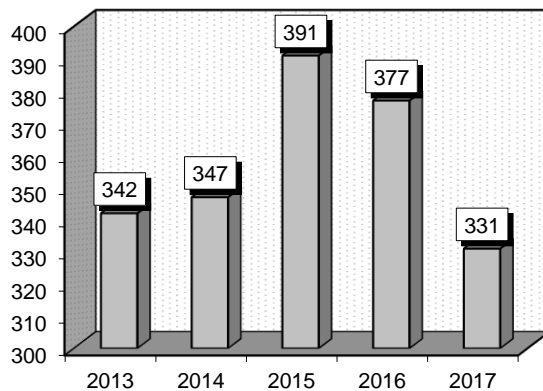
### Kidney & Ureter Procedures For Neoplasm (656-658)

**Procedures:** that frequently accompanied Kidney & Ureter Procedures For Neoplasm were: 1) Nephroureterectomy (5551), 2) Laparoscopic robotic assisted procedure (1742), 3) Partial nephrectomy (554).

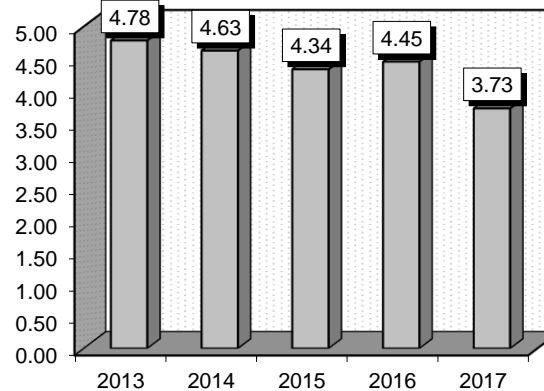
**Definitions:** **Ureter:** The tube that carries urine from the kidney to the bladder, with each kidney having one ureter. **Neoplasm:** An abnormal tissue that grows by cellular proliferation more rapidly than normal and continues to grow after the stimuli that initiated the new growth cease. Neoplasms show partial or complete lack of structural organization and functional coordination with the normal tissue, and usually form a distinct mass of tissue that may be either benign (benign tumor) or malignant (cancer). **Kidney:** Either of the two bean-shaped organs in the lumbar region that filter the blood, excreting the end-products of body metabolism in the form of urine, and regulating the concentrations of hydrogen, sodium, potassium, phosphate, and other ions in the extracellular fluid. **Bladder:** A distensible musculomembranous organ serving as a receptacle for fluid, such as the urinary bladder or gallbladder. **Secondary malignant neoplasm:** Cancerous tumor, or abnormal cell growth which has metastasized (transferred) from one part (or organ) of the body to another organ or part of the body. **Urinary organs:** The organs of the body that produce, store, and discharge urine. These organs include the kidneys, ureters, bladder, and urethra. **Nephroureterectomy:** Surgical removal of a kidney and its ureter.

Gender	2013			2014			2015			2016			2017		
	Cases	Avg LOS	Avg Bill	Cases	Avg LOS	Avg Bill	Cases	Avg LOS	Avg Bill	Cases	Avg LOS	Avg Bill	Cases	Avg LOS	Avg Bill
Male	200	4.62	\$86,423	207	4.69	\$101,605	235	4.61	\$115,372	212	4.64	\$128,425	207	3.78	\$129,673
Female	142	5.01	\$99,563	140	4.54	\$96,989	156	3.92	\$105,511	165	4.21	\$113,111	124	3.65	\$116,247
Age Group	Cases	Avg LOS	Avg Bill	Cases	Avg LOS	Avg Bill	Cases	Avg LOS	Avg Bill	Cases	Avg LOS	Avg Bill	Cases	Avg LOS	Avg Bill
0-17	4	10.00	\$129,211	9	10.11	\$144,079	4	8.00	\$118,079	7	17.14	\$475,687	4	6.75	\$174,143
18-35	4	2.50	\$84,086	3	3.33	\$112,472	9	2.56	\$90,400	4	3.00	\$79,883	7	3.86	\$139,094
36-49	38	3.37	\$76,239	35	4.43	\$107,860	35	3.60	\$118,561	39	4.05	\$114,705	50	3.28	\$119,879
50-64	100	4.26	\$84,387	127	3.94	\$88,308	142	4.26	\$108,211	136	3.87	\$112,230	105	3.51	\$119,100
65+	196	5.27	\$98,130	173	4.91	\$103,968	201	4.52	\$113,288	191	4.52	\$117,818	165	3.92	\$127,801
<b>Total</b>	<b>342</b>	<b>4.78</b>	<b>\$91,879</b>	<b>347</b>	<b>4.63</b>	<b>\$99,743</b>	<b>391</b>	<b>4.34</b>	<b>\$111,438</b>	<b>377</b>	<b>4.45</b>	<b>\$121,723</b>	<b>331</b>	<b>3.73</b>	<b>\$124,643</b>

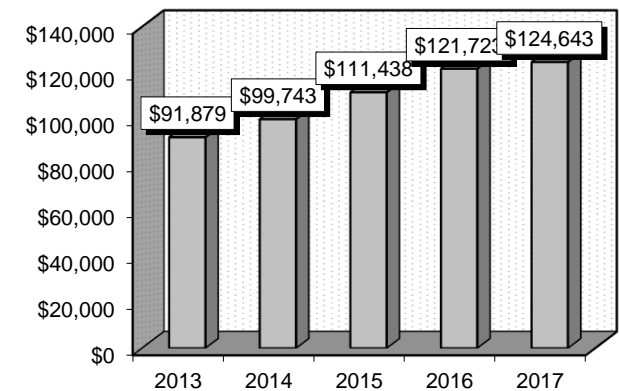
Patient Discharges (Cases)



Average Length of Stay (Avg LOS)



Average Billed Charges (Avg Bill)



County / Hospital	2013			2014			2015			2016			2017		
	Cases	Avg LOS	Avg Bill	Cases	Avg LOS	Avg Bill	Cases	Avg LOS	Avg Bill	Cases	Avg LOS	Avg Bill	Cases	Avg LOS	Avg Bill
<b>Clark</b>															
Centennial Hills	1	10.00	\$153,948	2	12.50	\$196,141	2	7.00	\$201,527	4	4.50	\$150,448	10	3.80	\$139,657
Desert Springs	0	0.00	\$0	1	10.00	\$140,773	0	0.00	\$0	0	0.00	\$0	0	0.00	\$0
Henderson Hospital	0	0.00	\$0	0	0.00	\$0	0	0.00	\$0	0	0.00	\$0	1	3.00	\$79,014
Mountain View	73	4.19	\$84,729	29	5.83	\$114,824	29	6.38	\$139,239	36	4.50	\$121,596	20	4.35	\$111,374
Mountain's Edge	0	0.00	\$0	0	0.00	\$0	0	0.00	\$0	0	0.00	\$0	0	0.00	\$0
North Vista	0	0.00	\$0	0	0.00	\$0	0	0.00	\$0	0	0.00	\$0	0	0.00	\$0
Southern Hills	4	3.00	\$67,744	2	5.00	\$70,691	5	4.00	\$79,376	6	6.83	\$205,407	11	4.36	\$136,540
Spring Valley	10	6.90	\$163,422	17	4.35	\$79,727	15	6.13	\$125,125	9	5.44	\$110,370	3	4.00	\$126,992
St. Rose-Rose de Lima	0	0.00	\$0	0	0.00	\$0	0	0.00	\$0	1	8.00	\$110,306	0	0.00	\$0
St. Rose-San Martin	0	0.00	\$0	4	8.25	\$134,720	1	4.00	\$131,739	1	6.00	\$124,649	1	2.00	\$125,192
St. Rose-Siena	4	5.75	\$86,806	4	7.00	\$130,874	1	3.00	\$132,695	4	6.00	\$94,380	9	6.00	\$139,666
Summerlin	99	4.64	\$117,564	141	4.12	\$115,797	165	3.90	\$127,598	143	3.66	\$127,798	145	3.55	\$148,384
Sunrise	31	5.52	\$102,204	50	4.52	\$108,537	62	3.77	\$127,628	55	5.60	\$177,706	41	4.49	\$150,761
UMC	17	5.18	\$80,250	3	10.67	\$83,342	3	6.00	\$127,277	9	8.67	\$196,537	1	4.00	\$182,283
Valley	0	0.00	\$0	1	3.00	\$78,056	2	4.50	\$66,166	4	6.00	\$123,958	1	3.00	\$98,506
<b>Total</b>	<b>239</b>	<b>4.76</b>	<b>\$103,611</b>	<b>254</b>	<b>4.69</b>	<b>\$112,222</b>	<b>285</b>	<b>4.29</b>	<b>\$127,930</b>	<b>272</b>	<b>4.57</b>	<b>\$140,188</b>	<b>243</b>	<b>3.91</b>	<b>\$143,810</b>
<b>Washoe</b>															
Carson Tahoe	16	4.63	\$61,013	11	4.00	\$62,460	24	3.67	\$44,788	33	3.36	\$40,606	23	3.13	\$46,260
Northern Nevada	0	0.00	\$0	0	0.00	\$0	0	0.00	\$0	6	5.50	\$144,517	12	2.92	\$119,332
Renown Regional	33	5.15	\$63,761	47	5.30	\$67,951	58	4.91	\$65,733	39	4.36	\$69,130	34	3.21	\$62,713
Renown S. Meadows	0	0.00	\$0	0	0.00	\$0	0	0.00	\$0	0	0.00	\$0	0	0.00	\$0
Saint Mary's	34	5.21	\$86,587	20	3.90	\$87,387	21	4.29	\$101,410	27	4.56	\$105,746	19	3.58	\$88,576
Sierra Surgery	20	3.85	\$31,761	15	2.87	\$31,861	3	3.00	\$31,751	0	0.00	\$0	0	0.00	\$0
<b>Total</b>	<b>103</b>	<b>4.83</b>	<b>\$64,655</b>	<b>93</b>	<b>4.45</b>	<b>\$65,660</b>	<b>106</b>	<b>4.45</b>	<b>\$67,097</b>	<b>105</b>	<b>4.16</b>	<b>\$73,889</b>	<b>88</b>	<b>3.23</b>	<b>\$71,717</b>
<b>Rural</b>															
Battle Mountain	0	0.00	\$0	0	0.00	\$0	0	0.00	\$0	0	0.00	\$0	0	0.00	\$0
Boulder City	0	0.00	\$0	0	0.00	\$0	0	0.00	\$0	0	0.00	\$0	0	0.00	\$0
Carson Valley	0	0.00	\$0	0	0.00	\$0	0	0.00	\$0	0	0.00	\$0	0	0.00	\$0
Churchill	0	0.00	\$0	0	0.00	\$0	0	0.00	\$0	0	0.00	\$0	0	0.00	\$0
Desert View	0	0.00	\$0	0	0.00	\$0	0	0.00	\$0	0	0.00	\$0	0	0.00	\$0
Grover C. Dils	0	0.00	\$0	0	0.00	\$0	0	0.00	\$0	0	0.00	\$0	0	0.00	\$0
Humboldt	0	0.00	\$0	0	0.00	\$0	0	0.00	\$0	0	0.00	\$0	0	0.00	\$0
Incline Village	0	0.00	\$0	0	0.00	\$0	0	0.00	\$0	0	0.00	\$0	0	0.00	\$0
Mesa View	0	0.00	\$0	0	0.00	\$0	0	0.00	\$0	0	0.00	\$0	0	0.00	\$0
Mount Grant	0	0.00	\$0	0	0.00	\$0	0	0.00	\$0	0	0.00	\$0	0	0.00	\$0
Northeastern	0	0.00	\$0	0	0.00	\$0	0	0.00	\$0	0	0.00	\$0	0	0.00	\$0
Nye	0	0.00	\$0	0	0.00	\$0	0	0.00	\$0	0	0.00	\$0	0	0.00	\$0
Pershing	0	0.00	\$0	0	0.00	\$0	0	0.00	\$0	0	0.00	\$0	0	0.00	\$0
South Lyon	0	0.00	\$0	0	0.00	\$0	0	0.00	\$0	0	0.00	\$0	0	0.00	\$0
William Bee Ririe	0	0.00	\$0	0	0.00	\$0	0	0.00	\$0	0	0.00	\$0	0	0.00	\$0
<b>Total</b>	<b>0</b>	<b>0.00</b>	<b>\$0</b>	<b>0</b>	<b>0.00</b>	<b>\$0</b>	<b>0</b>	<b>0.00</b>	<b>\$0</b>	<b>0</b>	<b>0.00</b>	<b>\$0</b>	<b>0</b>	<b>0.00</b>	<b>\$0</b>
<b>All Counties</b>	<b>342</b>	<b>4.78</b>	<b>\$91,879</b>	<b>347</b>	<b>4.63</b>	<b>\$99,743</b>	<b>391</b>	<b>4.34</b>	<b>\$111,438</b>	<b>377</b>	<b>4.45</b>	<b>\$121,723</b>	<b>331</b>	<b>3.73</b>	<b>\$124,643</b>

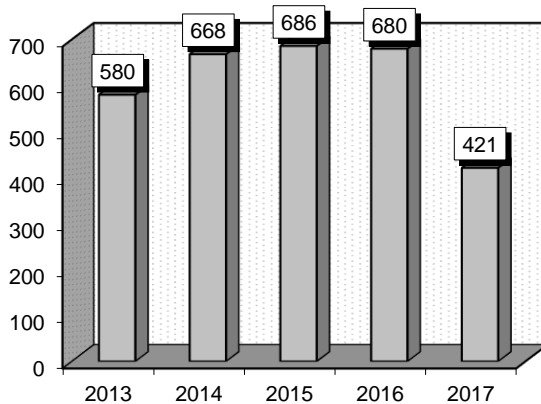
### Kidney And Ureter Procedures For Non-Neoplasm (659-661)

**Procedures:** that frequently accompanied Kidney And Ureter Procedures For Non-Neoplasm were: 1) Percutaneous nephrostomy without fragmentation (5503), 2) Percutaneous pyelogram (8775), 3) Ureteral catheterization (598), 4) Nephrostomy (5502), 5) Replacement of nephrostomy tube (5593), 6) Correction of ureteropelvic junction (5587), 7) Retrograde pyelogram (8774).

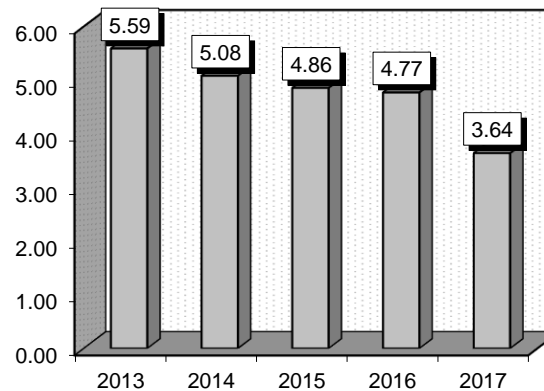
**Definitions:** **Percutaneous:** Performed through the skin. **Percutaneous nephrostomy:** The insertion of a catheter through the skin and body wall into the kidney pelvis, mainly to provide urine drainage where the ureter is not functional. It is used also to remove or dissolve renal calculi and to diagnose ureteral obstruction. **Catheterization:** The introduction of a catheter (a hollow flexible tube) into a body cavity or organ to inject or remove a fluid. **Pyelogram:** A radiographic picture of the kidneys and ureters taken after the IV or intraureteral injection of a radiopaque contrast medium. It shows the size and location of the kidneys, the outline of the ureters and bladder, the filling of the renal pelvis, the patency of the urinary tract, and any cysts or tumors within the kidneys. **Cystoscopy:** A diagnostic procedure that is used to look at the bladder (lower urinary tract), collect urine samples, and examine the prostate gland. Performed with an optic instrument known as a cystoscope (urethroscope), this instrument uses a lighted tip for guidance to aid in diagnosing urinary tract disease and prostate disease. Performed by a urologist, this surgical test also enables biopsies to be taken or small stones to be removed by way of a hollow channel in the cystoscope. **Nephroureterectomy:** Surgical removal of a kidney and its ureter. **Ureteropelvic junction:** Site of origin of the ureter from the renal pelvis, a common location for congenital or acquired obstruction.

Gender	2013			2014			2015			2016			2017		
	Cases	Avg LOS	Avg Bill	Cases	Avg LOS	Avg Bill	Cases	Avg LOS	Avg Bill	Cases	Avg LOS	Avg Bill	Cases	Avg LOS	Avg Bill
Male	269	5.58	\$76,627	324	5.47	\$95,276	306	5.20	\$102,821	308	4.80	\$113,714	186	3.64	\$107,955
Female	311	5.60	\$78,310	344	4.72	\$78,310	380	4.58	\$93,431	372	4.75	\$97,486	235	3.64	\$103,554
Age Group	Cases	Avg LOS	Avg Bill	Cases	Avg LOS	Avg Bill	Cases	Avg LOS	Avg Bill	Cases	Avg LOS	Avg Bill	Cases	Avg LOS	Avg Bill
0-17	47	2.85	\$69,667	54	2.41	\$67,715	50	4.14	\$98,466	65	2.58	\$84,727	70	2.31	\$79,202
18-35	85	4.45	\$56,833	72	3.31	\$71,616	75	3.48	\$79,489	71	3.76	\$144,448	53	2.70	\$94,773
36-49	100	4.59	\$72,433	143	4.56	\$78,390	142	4.19	\$90,189	137	4.99	\$92,951	67	4.03	\$105,127
50-64	162	6.48	\$78,769	186	5.78	\$91,365	205	4.97	\$99,443	192	4.73	\$106,954	124	4.09	\$116,705
65+	186	6.58	\$90,634	213	6.10	\$97,613	214	5.85	\$106,960	215	5.66	\$103,517	107	4.21	\$115,259
<b>Total</b>	<b>580</b>	<b>5.59</b>	<b>\$77,529</b>	<b>668</b>	<b>5.08</b>	<b>\$86,539</b>	<b>686</b>	<b>4.86</b>	<b>\$97,620</b>	<b>680</b>	<b>4.77</b>	<b>\$104,836</b>	<b>421</b>	<b>3.64</b>	<b>\$105,498</b>

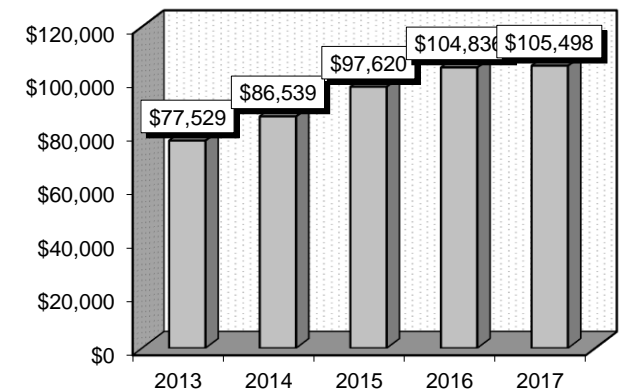
**Patient Discharges (Cases)**



**Average Length of Stay (Avg LOS)**



**Average Billed Charges (Avg Bill)**



County / Hospital	2013			2014			2015			2016			2017		
	Cases	Avg LOS	Avg Bill	Cases	Avg LOS	Avg Bill	Cases	Avg LOS	Avg Bill	Cases	Avg LOS	Avg Bill	Cases	Avg LOS	Avg Bill
<b>Clark</b>															
Centennial Hills	6	3.67	\$67,890	20	4.65	\$88,104	29	2.86	\$69,242	38	3.24	\$85,933	14	3.00	\$130,892
Desert Springs	11	7.09	\$124,239	19	4.26	\$74,819	25	5.92	\$106,251	20	6.00	\$111,647	12	3.50	\$97,434
Henderson Hospital	0	0.00	\$0	0	0.00	\$0	0	0.00	\$0	2	3.00	\$110,702	0	0.00	\$0
Mountain View	45	7.00	\$103,131	37	6.89	\$128,163	53	5.72	\$123,425	59	4.63	\$180,444	25	3.36	\$110,116
Mountain's Edge	0	0.00	\$0	0	0.00	\$0	0	0.00	\$0	0	0.00	\$0	0	0.00	\$0
North Vista	3	8.00	\$55,470	1	5.00	\$72,534	3	5.33	\$41,432	1	4.00	\$54,550	0	0.00	\$0
Southern Hills	2	2.00	\$46,133	2	5.50	\$65,703	9	6.67	\$131,552	18	4.11	\$105,424	12	2.67	\$143,077
Spring Valley	16	4.44	\$92,863	42	5.00	\$96,744	37	5.46	\$121,063	47	4.17	\$100,927	23	3.22	\$107,132
St. Rose-Rose de Lima	6	7.67	\$97,673	10	8.80	\$104,119	17	4.59	\$74,328	12	7.00	\$72,593	4	2.75	\$71,514
St. Rose-San Martin	7	8.71	\$102,242	19	6.68	\$87,200	12	8.33	\$109,120	13	4.38	\$76,339	6	3.33	\$85,487
St. Rose-Siena	22	5.32	\$77,374	35	6.80	\$95,281	37	4.59	\$74,647	54	4.76	\$82,628	33	4.67	\$98,913
Summerlin	86	4.66	\$99,324	146	3.31	\$93,594	166	4.04	\$111,699	142	3.05	\$102,239	112	2.65	\$104,941
Sunrise	108	5.45	\$96,160	116	5.29	\$95,926	116	4.41	\$101,005	97	4.23	\$110,487	63	3.76	\$147,505
UMC	145	4.72	\$49,986	100	6.20	\$67,726	66	6.62	\$98,851	45	7.93	\$120,882	37	4.76	\$107,706
Valley	18	5.72	\$94,373	18	4.61	\$82,944	29	5.48	\$91,142	29	7.93	\$152,041	6	3.00	\$80,571
<b>Total</b>	<b>475</b>	<b>5.30</b>	<b>\$82,183</b>	<b>565</b>	<b>5.15</b>	<b>\$90,767</b>	<b>599</b>	<b>4.90</b>	<b>\$103,096</b>	<b>577</b>	<b>4.55</b>	<b>\$111,735</b>	<b>347</b>	<b>3.42</b>	<b>\$113,872</b>
<b>Washoe</b>															
Carson Tahoe	16	6.06	\$73,150	14	8.14	\$90,978	11	4.09	\$49,399	19	4.47	\$46,643	20	2.10	\$33,663
Northern Nevada	0	0.00	\$0	0	0.00	\$0	1	11.00	\$126,471	5	2.00	\$57,428	10	2.50	\$93,902
Renown Regional	51	5.27	\$48,312	48	5.79	\$61,793	55	4.76	\$57,015	53	7.47	\$72,043	27	8.33	\$81,427
Renown S. Meadows	0	0.00	\$0	0	0.00	\$0	0	0.00	\$0	0	0.00	\$0	2	6.00	\$78,318
Saint Mary's	29	5.97	\$69,673	26	2.12	\$69,158	17	3.94	\$76,932	26	4.96	\$70,225	15	2.80	\$62,260
Sierra Surgery	9	20.89	\$30,565	15	2.67	\$32,460	3	3.00	\$33,095	0	0.00	\$0	0	0.00	\$0
<b>Total</b>	<b>105</b>	<b>6.92</b>	<b>\$56,476</b>	<b>103</b>	<b>4.73</b>	<b>\$63,347</b>	<b>87</b>	<b>4.53</b>	<b>\$59,918</b>	<b>103</b>	<b>6.02</b>	<b>\$66,189</b>	<b>74</b>	<b>4.68</b>	<b>\$66,234</b>
<b>Rural</b>															
Battle Mountain	0	0.00	\$0	0	0.00	\$0	0	0.00	\$0	0	0.00	\$0	0	0.00	\$0
Boulder City	0	0.00	\$0	0	0.00	\$0	0	0.00	\$0	0	0.00	\$0	0	0.00	\$0
Carson Valley	0	0.00	\$0	0	0.00	\$0	0	0.00	\$0	0	0.00	\$0	0	0.00	\$0
Churchill	0	0.00	\$0	0	0.00	\$0	0	0.00	\$0	0	0.00	\$0	0	0.00	\$0
Desert View	0	0.00	\$0	0	0.00	\$0	0	0.00	\$0	0	0.00	\$0	0	0.00	\$0
Grover C. Dils	0	0.00	\$0	0	0.00	\$0	0	0.00	\$0	0	0.00	\$0	0	0.00	\$0
Humboldt	0	0.00	\$0	0	0.00	\$0	0	0.00	\$0	0	0.00	\$0	0	0.00	\$0
Incline Village	0	0.00	\$0	0	0.00	\$0	0	0.00	\$0	0	0.00	\$0	0	0.00	\$0
Mesa View	0	0.00	\$0	0	0.00	\$0	0	0.00	\$0	0	0.00	\$0	0	0.00	\$0
Mount Grant	0	0.00	\$0	0	0.00	\$0	0	0.00	\$0	0	0.00	\$0	0	0.00	\$0
Northeastern	0	0.00	\$0	0	0.00	\$0	0	0.00	\$0	0	0.00	\$0	0	0.00	\$0
Nye	0	0.00	\$0	0	0.00	\$0	0	0.00	\$0	0	0.00	\$0	0	0.00	\$0
Pershing	0	0.00	\$0	0	0.00	\$0	0	0.00	\$0	0	0.00	\$0	0	0.00	\$0
South Lyon	0	0.00	\$0	0	0.00	\$0	0	0.00	\$0	0	0.00	\$0	0	0.00	\$0
William Bee Ririe	0	0.00	\$0	0	0.00	\$0	0	0.00	\$0	0	0.00	\$0	0	0.00	\$0
<b>Total</b>	<b>0</b>	<b>0.00</b>	<b>\$0</b>	<b>0</b>	<b>0.00</b>	<b>\$0</b>	<b>0</b>	<b>0.00</b>	<b>\$0</b>	<b>0</b>	<b>0.00</b>	<b>\$0</b>	<b>0</b>	<b>0.00</b>	<b>\$0</b>
<b>All Counties</b>	<b>580</b>	<b>5.59</b>	<b>\$77,529</b>	<b>668</b>	<b>5.08</b>	<b>\$86,539</b>	<b>686</b>	<b>4.86</b>	<b>\$97,620</b>	<b>680</b>	<b>4.77</b>	<b>\$104,836</b>	<b>421</b>	<b>3.64</b>	<b>\$105,498</b>

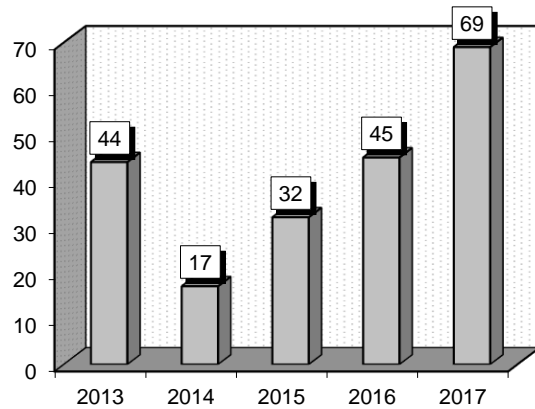
### Prostatectomy (665-667)

**Procedures:** that frequently accompanied Prostatectomy were: 1) Other transurethral prostatectomy (6029), 2) Transurethral clearance of bladder (570), 3) Other transurethral excision or destruction of lesion or tissue of bladder (5749), 4) Other cystoscopy (5732), 5) Transfusion of packed cells (9904).

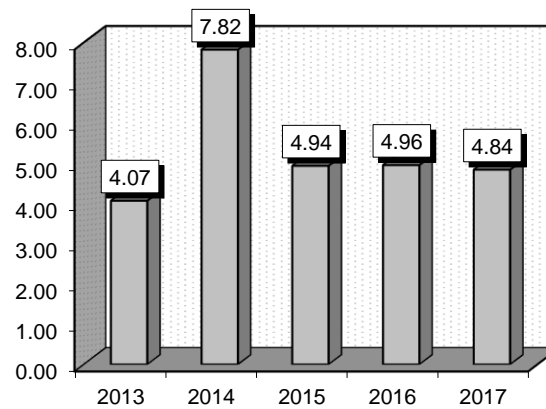
**Definitions: Prostatectomy:** Surgical removal of all or part of the prostate gland. **Percutaneous:** Performed through the skin. **Excision:** Surgical removal by cutting. **Catheterization:** The introduction of a catheter (a hollow flexible tube) into a body cavity or organ to inject or remove a fluid. **Pyelogram:** A radiographic picture of the kidneys and ureters taken after the IV or intraureteral injection of a radiopaque contrast medium. It shows the size and location of the kidneys, the outline of the ureters and bladder, the filling of the renal pelvis, the patency of the urinary tract, and any cysts or tumors within the kidneys. **Cystoscopy:** A diagnostic procedure that is used to look at the bladder (lower urinary tract), collect urine samples, and examine the prostate gland. Performed with an optic instrument known as a cystoscope (urethroscope), this instrument uses a lighted tip for guidance to aid in diagnosing urinary tract disease and prostate disease. Performed by a urologist, this surgical test also enables biopsies to be taken or small stones to be removed by way of a hollow channel in the cystoscope. **Ureterostomy:** The creation of a stoma (a new, artificial outlet) for a ureter or kidney. The procedure is performed to divert the flow of urine away from the bladder when the bladder is not functioning or has been removed.

Gender	2013			2014			2015			2016			2017		
	Cases	Avg LOS	Avg Bill	Cases	Avg LOS	Avg Bill	Cases	Avg LOS	Avg Bill	Cases	Avg LOS	Avg Bill	Cases	Avg LOS	Avg Bill
Male	44	4.07	\$51,932	17	7.82	\$90,339	32	4.94	\$77,451	45	4.96	\$91,740	69	4.84	\$95,162
Female	0	0.00	\$0	0	0.00	\$0	0	0.00	\$0	0	0.00	\$0	0	0.00	\$0
Age Group	Cases	Avg LOS	Avg Bill	Cases	Avg LOS	Avg Bill	Cases	Avg LOS	Avg Bill	Cases	Avg LOS	Avg Bill	Cases	Avg LOS	Avg Bill
0-17	0	0.00	\$0	0	0.00	\$0	0	0.00	\$0	0	0.00	\$0	0	0.00	\$0
18-35	2	1.50	\$35,637	0	0.00	\$0	0	0.00	\$0	0	0.00	\$0	0	0.00	\$0
36-49	1	7.00	\$43,611	0	0.00	\$0	0	0.00	\$0	0	0.00	\$0	0	0.00	\$0
50-64	5	3.00	\$32,673	4	4.75	\$82,091	6	6.50	\$74,676	8	4.00	\$92,310	6	3.00	\$54,391
65+	36	4.28	\$55,743	13	8.77	\$92,877	26	4.58	\$78,092	37	5.16	\$91,616	63	5.02	\$99,045
<b>Total</b>	<b>44</b>	<b>4.07</b>	<b>\$51,932</b>	<b>17</b>	<b>7.82</b>	<b>\$90,339</b>	<b>32</b>	<b>4.94</b>	<b>\$77,451</b>	<b>45</b>	<b>4.96</b>	<b>\$91,740</b>	<b>69</b>	<b>4.84</b>	<b>\$95,162</b>

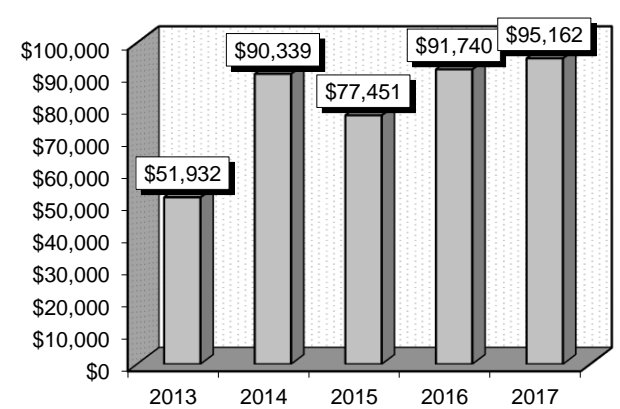
Patient Discharges (Cases)



Average Length of Stay (Avg LOS)



Average Billed Charges (Avg Bill)





County / Hospital	2013			2014			2015			2016			2017		
	Cases	Avg LOS	Avg Bill	Cases	Avg LOS	Avg Bill	Cases	Avg LOS	Avg Bill	Cases	Avg LOS	Avg Bill	Cases	Avg LOS	Avg Bill
<b>Clark</b>															
Centennial Hills	1	3.00	\$54,353	1	9.00	\$199,695	1	1.00	\$54,372	0	0.00	\$0	1	3.00	\$110,496
Desert Springs	0	0.00	\$0	0	0.00	\$0	0	0.00	\$0	2	4.50	\$95,827	4	6.25	\$100,345
Henderson Hospital	0	0.00	\$0	0	0.00	\$0	0	0.00	\$0	0	0.00	\$0	4	9.00	\$156,963
Mountain View	3	8.67	\$75,978	3	15.33	\$121,212	2	3.50	\$62,048	6	6.33	\$107,380	9	5.11	\$124,103
Mountain's Edge	0	0.00	\$0	0	0.00	\$0	0	0.00	\$0	0	0.00	\$0	0	0.00	\$0
North Vista	0	0.00	\$0	0	0.00	\$0	0	0.00	\$0	0	0.00	\$0	0	0.00	\$0
Southern Hills	1	5.00	\$55,344	1	1.00	\$46,520	1	5.00	\$61,509	3	2.00	\$111,905	3	1.00	\$49,254
Spring Valley	2	4.00	\$80,301	1	1.00	\$55,252	2	4.00	\$64,781	4	5.25	\$97,600	4	2.75	\$62,270
St. Rose-Rose de Lima	0	0.00	\$0	0	0.00	\$0	0	0.00	\$0	0	0.00	\$0	0	0.00	\$0
St. Rose-San Martin	0	0.00	\$0	0	0.00	\$0	1	4.00	\$79,158	0	0.00	\$0	0	0.00	\$0
St. Rose-Siena	4	9.75	\$118,250	1	1.00	\$29,627	2	4.00	\$116,317	1	4.00	\$97,438	4	4.25	\$73,921
Summerlin	5	1.60	\$47,127	1	23.00	\$276,928	3	4.67	\$86,356	5	2.40	\$79,968	12	7.42	\$132,606
Sunrise	1	1.00	\$37,765	2	2.50	\$71,296	9	8.67	\$126,369	9	6.11	\$117,092	8	4.88	\$102,889
UMC	4	4.75	\$51,574	4	9.00	\$81,341	1	4.00	\$92,044	2	7.50	\$118,400	4	8.00	\$138,093
Valley	3	7.33	\$74,300	0	0.00	\$0	0	0.00	\$0	2	4.50	\$64,129	1	4.00	\$62,870
<b>Total</b>	<b>24</b>	<b>5.46</b>	<b>\$69,743</b>	<b>14</b>	<b>8.71</b>	<b>\$102,830</b>	<b>22</b>	<b>5.86</b>	<b>\$98,626</b>	<b>34</b>	<b>4.97</b>	<b>\$102,300</b>	<b>54</b>	<b>5.65</b>	<b>\$110,719</b>
<b>Washoe</b>															
Carson Tahoe	2	6.00	\$50,153	0	0.00	\$0	2	1.00	\$18,843	1	9.00	\$80,340	4	2.25	\$31,461
Northern Nevada	0	0.00	\$0	0	0.00	\$0	0	0.00	\$0	1	3.00	\$84,467	2	1.00	\$37,914
Renown Regional	3	6.00	\$34,984	1	8.00	\$42,887	2	7.50	\$48,044	4	7.50	\$75,154	3	3.67	\$61,491
Renown S. Meadows	0	0.00	\$0	0	0.00	\$0	0	0.00	\$0	0	0.00	\$0	0	0.00	\$0
Saint Mary's	15	1.20	\$27,062	2	1.50	\$26,632	5	2.20	\$30,635	4	2.75	\$39,239	5	1.20	\$33,018
Sierra Surgery	0	0.00	\$0	0	0.00	\$0	0	0.00	\$0	0	0.00	\$0	0	0.00	\$0
<b>Total</b>	<b>20</b>	<b>2.40</b>	<b>\$30,559</b>	<b>3</b>	<b>3.67</b>	<b>\$32,050</b>	<b>9</b>	<b>3.11</b>	<b>\$31,883</b>	<b>10</b>	<b>5.30</b>	<b>\$62,238</b>	<b>14</b>	<b>2.00</b>	<b>\$39,374</b>
<b>Rural</b>															
Battle Mountain	0	0.00	\$0	0	0.00	\$0	0	0.00	\$0	0	0.00	\$0	0	0.00	\$0
Boulder City	0	0.00	\$0	0	0.00	\$0	0	0.00	\$0	0	0.00	\$0	0	0.00	\$0
Carson Valley	0	0.00	\$0	0	0.00	\$0	0	0.00	\$0	0	0.00	\$0	0	0.00	\$0
Churchill	0	0.00	\$0	0	0.00	\$0	0	0.00	\$0	0	0.00	\$0	0	0.00	\$0
Desert View	0	0.00	\$0	0	0.00	\$0	0	0.00	\$0	0	0.00	\$0	0	0.00	\$0
Grover C. Dils	0	0.00	\$0	0	0.00	\$0	0	0.00	\$0	0	0.00	\$0	0	0.00	\$0
Humboldt	0	0.00	\$0	0	0.00	\$0	0	0.00	\$0	0	0.00	\$0	0	0.00	\$0
Incline Village	0	0.00	\$0	0	0.00	\$0	0	0.00	\$0	0	0.00	\$0	0	0.00	\$0
Mesa View	0	0.00	\$0	0	0.00	\$0	0	0.00	\$0	0	0.00	\$0	0	0.00	\$0
Mount Grant	0	0.00	\$0	0	0.00	\$0	0	0.00	\$0	0	0.00	\$0	0	0.00	\$0
Northeastern	0	0.00	\$0	0	0.00	\$0	1	1.00	\$21,729	1	1.00	\$27,696	1	1.00	\$36,162
Nye	0	0.00	\$0	0	0.00	\$0	0	0.00	\$0	0	0.00	\$0	0	0.00	\$0
Pershing	0	0.00	\$0	0	0.00	\$0	0	0.00	\$0	0	0.00	\$0	0	0.00	\$0
South Lyon	0	0.00	\$0	0	0.00	\$0	0	0.00	\$0	0	0.00	\$0	0	0.00	\$0
William Bee Ririe	0	0.00	\$0	0	0.00	\$0	0	0.00	\$0	0	0.00	\$0	0	0.00	\$0
<b>Total</b>	<b>0</b>	<b>0.00</b>	<b>\$0</b>	<b>0</b>	<b>0.00</b>	<b>\$0</b>	<b>1</b>	<b>1.00</b>	<b>\$21,729</b>	<b>1</b>	<b>1.00</b>	<b>\$27,696</b>	<b>1</b>	<b>1.00</b>	<b>\$36,162</b>
<b>All Counties</b>	<b>44</b>	<b>4.07</b>	<b>\$51,932</b>	<b>17</b>	<b>7.82</b>	<b>\$90,339</b>	<b>32</b>	<b>4.94</b>	<b>\$77,451</b>	<b>45</b>	<b>4.96</b>	<b>\$91,740</b>	<b>69</b>	<b>4.84</b>	<b>\$95,162</b>

### Renal Failure (682-684)

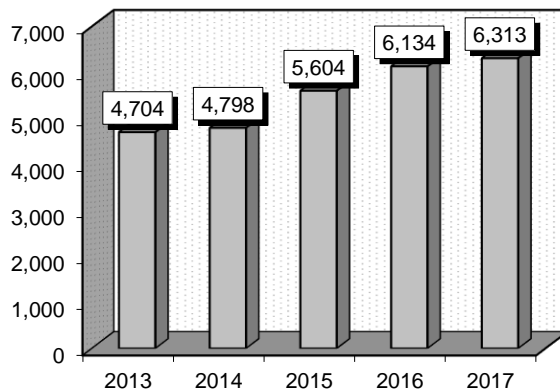
**Diagnoses:** that frequently accompanied Renal Failure were: 1) Hypertensive chronic kidney disease, unspecified, with chronic kidney disease stage V or end stage renal disease (40391), 2) Congestive heart failure, unspecified (4280), 3) Dehydration (27651), 4) Unspecified essential hypertension (4019), 5) Diabetes mellitus without mention of complication, type II or unspecified type, not stated as uncontrolled (25000), 6) Hyperpotassemia (2767), 7) Tobacco use disorder (3051).

**Definitions:** **Dehydration:** Occurs when you use or lose more fluid than you take in, and your body doesn't have enough water and other fluids to carry out its normal functions. **Hypertension:** High blood pressure. **Diabetes mellitus:** A condition in which the pancreas no longer produces enough insulin or cells stop responding to the insulin that is produced, so that glucose in the blood cannot be absorbed into the cells of the body. **Hyperglycemia:** An abnormally high concentration of glucose in the circulating blood, seen especially in patients with diabetes mellitus. **Hyperpotassemia:** An abnormally high potassium concentration in the blood, most often due to defective renal excretion.

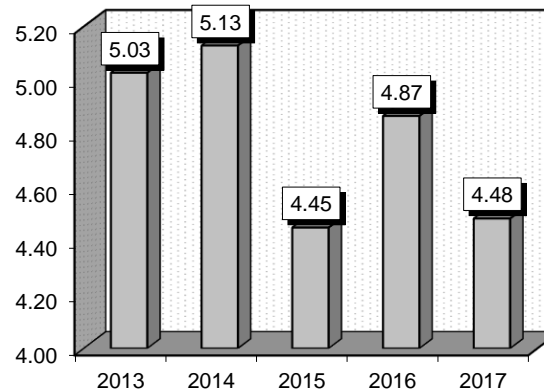
**Comment:** The kidneys are two fist-sized organs located on each side of the spine at the bottom of the rib cage and slightly above the waist. Renal failure is the inability of the kidneys to excrete wastes, concentrate urine and conserve electrolytes. The condition may be acute or chronic. In chronic kidney disease, the kidneys have not stopped working altogether but are not working as well as they should. Acute renal failure occurs when the kidneys stop working over a period of hours, days or in some cases, weeks. When acute renal failure occurs, wastes and excess waste products and excess water build up in the body which upsets the body's normal chemical balance. Substances that are normally needed for the body to function properly become poisonous to the body when they reach abnormally high levels.

Gender	2013			2014			2015			2016			2017		
	Cases	Avg LOS	Avg Bill	Cases	Avg LOS	Avg Bill	Cases	Avg LOS	Avg Bill	Cases	Avg LOS	Avg Bill	Cases	Avg LOS	Avg Bill
Male	2,655	4.95	\$54,919	2,692	5.02	\$59,124	3,072	4.29	\$55,774	3,336	4.67	\$60,555	3,561	4.38	\$58,817
Female	2,049	5.13	\$55,847	2,106	5.27	\$60,004	2,532	4.65	\$59,299	2,798	5.10	\$64,836	2,752	4.62	\$63,618
Age Group	Cases	Avg LOS	Avg Bill	Cases	Avg LOS	Avg Bill	Cases	Avg LOS	Avg Bill	Cases	Avg LOS	Avg Bill	Cases	Avg LOS	Avg Bill
0-17	9	3.00	\$21,006	16	3.50	\$36,247	19	4.53	\$57,666	25	6.24	\$98,242	28	3.93	\$38,087
18-35	305	4.36	\$53,527	283	3.70	\$44,444	355	3.90	\$48,899	437	3.77	\$50,424	424	3.62	\$52,845
36-49	588	4.46	\$50,596	603	5.07	\$53,093	760	3.85	\$54,434	758	4.33	\$61,405	720	3.58	\$54,594
50-64	1,288	5.24	\$56,838	1,286	5.28	\$61,454	1,481	4.25	\$56,061	1,645	4.97	\$65,064	1,669	4.52	\$62,518
65+	2,514	5.14	\$55,994	2,610	5.23	\$61,812	2,989	4.77	\$59,763	3,269	5.08	\$62,819	3,472	4.76	\$62,616
<b>Total</b>	<b>4,704</b>	<b>5.03</b>	<b>\$55,323</b>	<b>4,798</b>	<b>5.13</b>	<b>\$59,511</b>	<b>5,604</b>	<b>4.45</b>	<b>\$57,367</b>	<b>6,134</b>	<b>4.87</b>	<b>\$62,508</b>	<b>6,313</b>	<b>4.48</b>	<b>\$60,910</b>

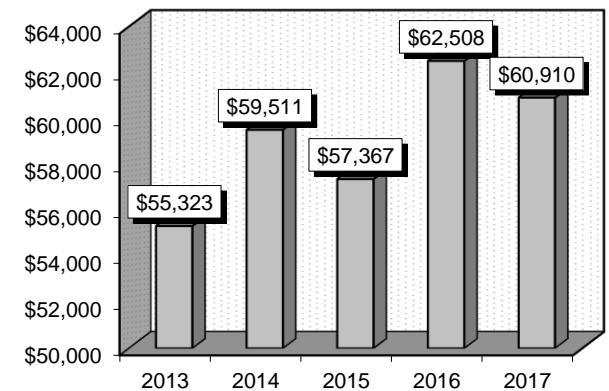
Patient Discharges (Cases)



Average Length of Stay (Avg LOS)



Average Billed Charges (Avg Bill)



County / Hospital	2013			2014			2015			2016			2017		
	Cases	Avg LOS	Avg Bill	Cases	Avg LOS	Avg Bill	Cases	Avg LOS	Avg Bill	Cases	Avg LOS	Avg Bill	Cases	Avg LOS	Avg Bill
<b>Clark</b>															
Centennial Hills	267	4.88	\$69,945	259	4.07	\$65,153	306	4.38	\$66,918	278	5.16	\$82,466	284	4.60	\$80,963
Desert Springs	343	5.64	\$64,712	338	5.37	\$62,395	417	4.25	\$61,211	467	4.43	\$65,099	392	3.95	\$61,331
Henderson Hospital	0	0.00	\$0	0	0.00	\$0	0	0.00	\$0	13	2.15	\$45,536	212	3.16	\$62,620
Mountain View	380	5.88	\$80,702	482	4.96	\$73,510	639	4.86	\$73,422	571	4.76	\$79,589	488	4.63	\$80,777
Mountain's Edge	0	0.00	\$0	0	0.00	\$0	8	5.38	\$28,081	105	17.91	\$133,316	107	11.50	\$88,112
North Vista	139	5.44	\$48,671	180	5.16	\$46,494	304	3.41	\$32,833	359	3.70	\$36,486	199	3.74	\$36,436
Southern Hills	121	4.80	\$56,603	177	5.18	\$69,696	208	4.37	\$60,156	233	4.35	\$63,713	204	4.04	\$61,889
Spring Valley	203	4.88	\$70,215	236	4.36	\$69,483	275	4.24	\$73,834	354	4.81	\$80,158	373	4.12	\$74,693
St. Rose-Rose de Lima	184	4.14	\$48,314	205	4.34	\$53,645	147	5.39	\$64,666	183	4.93	\$62,660	171	4.19	\$62,096
St. Rose-San Martin	189	4.72	\$52,885	176	4.52	\$50,473	141	5.12	\$65,468	146	4.66	\$64,943	152	3.74	\$57,931
St. Rose-Siena	276	4.34	\$49,735	238	4.90	\$61,885	236	4.75	\$61,304	337	4.13	\$56,623	364	3.73	\$54,736
Summerlin	298	5.07	\$68,951	297	5.24	\$76,386	358	4.53	\$72,480	389	4.67	\$85,410	369	5.39	\$95,490
Sunrise	565	5.35	\$67,881	532	5.08	\$74,781	666	5.25	\$78,009	600	5.24	\$84,796	637	5.11	\$85,465
UMC	456	5.48	\$40,494	368	7.14	\$43,293	386	4.18	\$43,385	492	4.71	\$48,439	543	4.78	\$53,938
Valley	238	6.18	\$74,643	279	6.79	\$89,040	336	4.10	\$61,663	340	4.69	\$70,246	339	4.22	\$63,645
<b>Total</b>	<b>3,659</b>	<b>5.24</b>	<b>\$62,079</b>	<b>3,767</b>	<b>5.25</b>	<b>\$65,929</b>	<b>4,427</b>	<b>4.54</b>	<b>\$64,268</b>	<b>4,867</b>	<b>4.94</b>	<b>\$70,173</b>	<b>4,834</b>	<b>4.56</b>	<b>\$69,670</b>
<b>Washoe</b>															
Carson Tahoe	243	4.95	\$34,463	222	3.79	\$24,771	275	3.83	\$27,210	235	4.58	\$33,060	336	3.83	\$26,523
Northern Nevada	90	3.79	\$34,415	82	3.60	\$46,395	102	4.34	\$52,496	123	3.73	\$51,198	102	3.76	\$56,963
Renown Regional	350	4.77	\$35,929	320	6.78	\$55,572	305	5.51	\$41,018	335	5.43	\$39,178	402	5.32	\$40,942
Renown S. Meadows	37	2.95	\$29,087	47	3.26	\$25,163	50	3.32	\$28,710	52	3.65	\$31,777	79	2.59	\$28,120
Saint Mary's	225	3.76	\$25,521	281	4.08	\$26,303	326	3.48	\$25,753	396	3.71	\$26,799	435	4.13	\$28,106
Sierra Surgery	0	0.00	\$0	0	0.00	\$0	0	0.00	\$0	0	0.00	\$0	0	0.00	\$0
<b>Total</b>	<b>945</b>	<b>4.41</b>	<b>\$32,662</b>	<b>952</b>	<b>4.84</b>	<b>\$37,458</b>	<b>1,058</b>	<b>4.24</b>	<b>\$33,250</b>	<b>1,141</b>	<b>4.39</b>	<b>\$34,580</b>	<b>1,354</b>	<b>4.29</b>	<b>\$33,699</b>
<b>Rural</b>															
Battle Mountain	1	2.00	\$3,280	0	0.00	\$0	0	0.00	\$0	0	0.00	\$0	2	1.50	\$9,489
Boulder City	6	3.17	\$20,146	4	3.25	\$18,429	3	2.67	\$17,920	10	8.80	\$33,314	5	4.60	\$23,466
Carson Valley	3	2.33	\$13,239	8	3.13	\$18,885	10	2.60	\$14,984	11	2.36	\$14,815	18	2.44	\$16,000
Churchill	21	3.33	\$16,727	8	4.88	\$18,957	30	2.90	\$16,526	25	5.00	\$17,758	17	5.59	\$23,039
Desert View	7	2.57	\$22,702	8	1.63	\$14,486	7	3.14	\$20,217	2	2.50	\$17,266	12	2.42	\$15,300
Grover C. Dils	2	4.00	\$1,382	1	4.00	\$6,458	4	3.25	\$6,612	2	6.50	\$15,942	4	9.75	\$24,534
Humboldt	14	2.79	\$24,210	3	1.33	\$7,483	8	4.13	\$18,380	5	2.80	\$16,893	3	2.67	\$17,795
Incline Village	0	0.00	\$0	0	0.00	\$0	0	0.00	\$0	0	0.00	\$0	0	0.00	\$0
Mesa View	3	3.00	\$11,863	9	2.89	\$13,576	21	2.81	\$13,962	19	3.05	\$15,228	17	3.24	\$15,879
Mount Grant	11	2.64	\$10,244	9	2.89	\$9,473	12	3.00	\$6,027	11	31.64	\$5,246	16	5.25	\$11,049
Northeastern	25	4.48	\$41,144	28	3.21	\$27,758	15	2.33	\$20,567	29	3.72	\$30,182	16	2.38	\$22,777
Nye	3	1.00	\$1,053	0	0.00	\$0	0	0.00	\$0	0	0.00	\$0	0	0.00	\$0
Pershing	1	4.00	\$10,802	0	0.00	\$0	0	0.00	\$0	2	3.00	\$5,884	3	4.00	\$7,291
South Lyon	2	3.00	\$8,535	1	6.00	\$13,223	1	1.00	\$7,235	0	0.00	\$0	3	3.67	\$9,344
William Bee Ririe	1	1.00	\$2,817	0	0.00	\$0	8	3.25	\$11,904	10	2.80	\$11,037	9	2.78	\$11,212
<b>Total</b>	<b>100</b>	<b>3.27</b>	<b>\$22,265</b>	<b>79</b>	<b>3.11</b>	<b>\$19,230</b>	<b>119</b>	<b>2.91</b>	<b>\$15,050</b>	<b>126</b>	<b>6.50</b>	<b>\$19,329</b>	<b>125</b>	<b>3.73</b>	<b>\$16,904</b>
<b>All Counties</b>	<b>4,704</b>	<b>5.03</b>	<b>\$55,323</b>	<b>4,798</b>	<b>5.13</b>	<b>\$59,511</b>	<b>5,604</b>	<b>4.45</b>	<b>\$57,367</b>	<b>6,134</b>	<b>4.87</b>	<b>\$62,508</b>	<b>6,313</b>	<b>4.48</b>	<b>\$60,910</b>

### Admit For Renal Dialysis (685)

**Diagnoses:** that frequently accompanied Admit For Renal Dialysis were: 1) End stage renal disease (5856), 2) Encounter for extracorporeal dialysis (V560), 3) Hypertensive chronic kidney disease, unspecified, with chronic kidney disease stage V or end stage renal disease (40391), 4) Anemia in chronic kidney disease (28521).

**Definitions: Dialysis:** The process of removing waste products and excess fluid from the body. Dialysis is necessary when the kidneys are not able to adequately filter the blood.

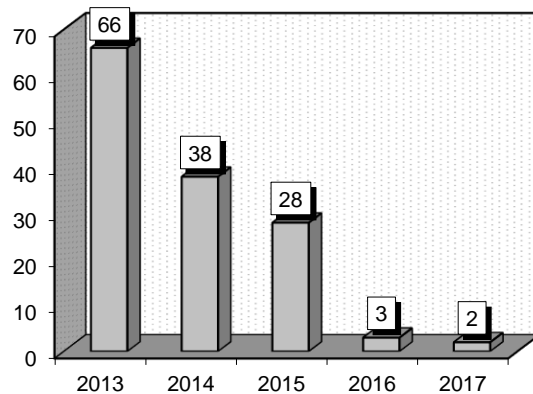
**Hemodialysis:** A method of mechanically cleansing the blood outside of the body, in order to remove various substances that would normally be cleared by the kidneys.

**Perfusion:** The injection of fluid into a blood vessel in order to reach an organ or tissues, usually to supply nutrients and oxygen. **Transfusion:** Transfer of blood or a blood component from one person (donor) to another (recipient).

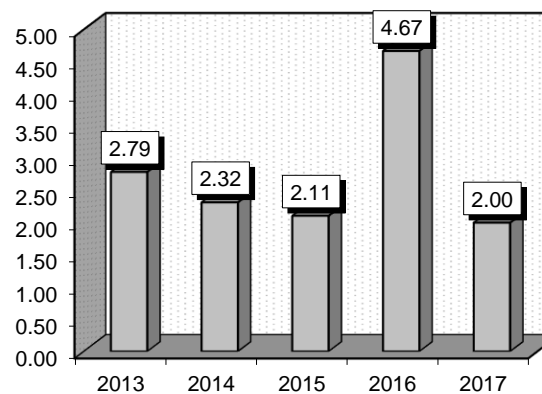
**Comment:** The kidneys are two fist-sized organs located on each side of the spine at the bottom of the rib cage and slightly above the waist. Renal failure is the inability of the kidneys to excrete wastes, concentrate urine and conserve electrolytes. The condition may be acute or chronic. In chronic kidney disease, the kidneys have not stopped working altogether but are not working as well as they should. Acute renal failure occurs when the kidneys stop working over a period of hours, days or in some cases, weeks. When acute renal failure occurs, wastes and excess waste products and excess water build up in the body which upsets the body's normal chemical balance. Substances that are normally needed for the body to function properly become poisonous to the body when they reach abnormally high levels.

Gender	2013			2014			2015			2016			2017		
	Cases	Avg LOS	Avg Bill	Cases	Avg LOS	Avg Bill	Cases	Avg LOS	Avg Bill	Cases	Avg LOS	Avg Bill	Cases	Avg LOS	Avg Bill
Male	40	1.93	\$21,746	18	2.17	\$32,387	19	2.47	\$43,730	2	6.50	\$27,796	1	1.00	\$20,624
Female	26	4.12	\$42,256	20	2.45	\$31,449	9	1.33	\$23,443	1	1.00	\$48,600	1	3.00	\$52,221
Age Group	Cases	Avg LOS	Avg Bill	Cases	Avg LOS	Avg Bill	Cases	Avg LOS	Avg Bill	Cases	Avg LOS	Avg Bill	Cases	Avg LOS	Avg Bill
0-17	0	0.00	\$0	0	0.00	\$0	0	0.00	\$0	0	0.00	\$0	0	0.00	\$0
18-35	8	1.00	\$16,379	4	1.00	\$12,098	3	1.67	\$17,582	1	1.00	\$5,434	0	0.00	\$0
36-49	23	1.91	\$21,281	3	1.33	\$16,605	10	2.90	\$43,281	0	0.00	\$0	0	0.00	\$0
50-64	18	2.50	\$25,637	12	2.00	\$37,778	8	1.75	\$38,858	1	12.00	\$50,157	2	2.00	\$36,423
65+	17	5.12	\$52,149	19	2.95	\$34,758	7	1.57	\$35,064	1	1.00	\$48,600	0	0.00	\$0
<b>Total</b>	<b>66</b>	<b>2.79</b>	<b>\$29,826</b>	<b>38</b>	<b>2.32</b>	<b>\$31,893</b>	<b>28</b>	<b>2.11</b>	<b>\$37,210</b>	<b>3</b>	<b>4.67</b>	<b>\$34,730</b>	<b>2</b>	<b>2.00</b>	<b>\$36,423</b>

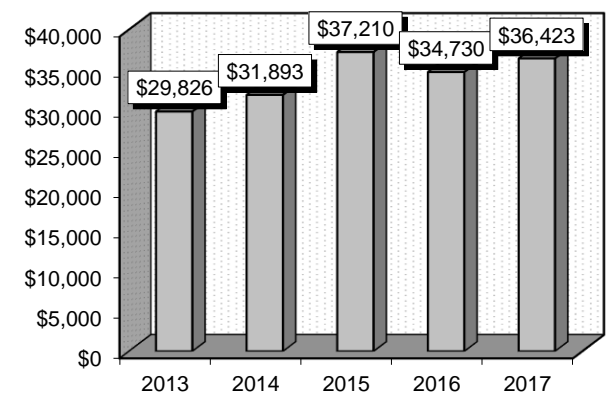
Patient Discharges (Cases)



Average Length of Stay (Avg LOS)



Average Billed Charges (Avg Bill)



County / Hospital	2013			2014			2015			2016			2017		
	Cases	Avg LOS	Avg Bill	Cases	Avg LOS	Avg Bill	Cases	Avg LOS	Avg Bill	Cases	Avg LOS	Avg Bill	Cases	Avg LOS	Avg Bill
<b>Clark</b>															
Centennial Hills	7	1.71	\$20,289	3	2.33	\$41,658	1	1.00	\$36,027	0	0.00	\$0	0	0.00	\$0
Desert Springs	20	1.85	\$16,655	8	1.38	\$12,743	14	1.93	\$32,939	1	1.00	\$5,434	1	3.00	\$52,221
Henderson Hospital	0	0.00	\$0	0	0.00	\$0	0	0.00	\$0	0	0.00	\$0	0	0.00	\$0
Mountain View	6	1.67	\$26,402	0	0.00	\$0	2	3.50	\$48,332	0	0.00	\$0	1	1.00	\$20,624
Mountain's Edge	0	0.00	\$0	0	0.00	\$0	0	0.00	\$0	0	0.00	\$0	0	0.00	\$0
North Vista	0	0.00	\$0	0	0.00	\$0	0	0.00	\$0	0	0.00	\$0	0	0.00	\$0
Southern Hills	0	0.00	\$0	1	2.00	\$16,088	0	0.00	\$0	0	0.00	\$0	0	0.00	\$0
Spring Valley	0	0.00	\$0	1	4.00	\$58,933	0	0.00	\$0	0	0.00	\$0	0	0.00	\$0
St. Rose-Rose de Lima	7	1.86	\$24,904	3	1.00	\$14,591	1	1.00	\$30,271	0	0.00	\$0	0	0.00	\$0
St. Rose-San Martin	3	4.00	\$34,719	5	3.00	\$45,063	1	4.00	\$56,201	0	0.00	\$0	0	0.00	\$0
St. Rose-Siena	2	3.00	\$32,935	2	3.00	\$48,889	1	1.00	\$15,724	1	1.00	\$48,600	0	0.00	\$0
Summerlin	3	1.33	\$24,995	1	1.00	\$46,748	2	1.00	\$53,063	0	0.00	\$0	0	0.00	\$0
Sunrise	7	2.14	\$32,601	9	2.11	\$36,752	3	4.33	\$47,793	0	0.00	\$0	0	0.00	\$0
UMC	3	3.67	\$34,668	0	0.00	\$0	0	0.00	\$0	0	0.00	\$0	0	0.00	\$0
Valley	4	2.75	\$26,342	2	4.50	\$50,290	3	1.00	\$32,109	0	0.00	\$0	0	0.00	\$0
<b>Total</b>	<b>62</b>	<b>2.11</b>	<b>\$24,040</b>	<b>35</b>	<b>2.20</b>	<b>\$32,768</b>	<b>28</b>	<b>2.11</b>	<b>\$37,210</b>	<b>2</b>	<b>1.00</b>	<b>\$27,017</b>	<b>2</b>	<b>2.00</b>	<b>\$36,423</b>
<b>Washoe</b>															
Carson Tahoe	2	1.50	\$9,380	2	5.00	\$27,420	0	0.00	\$0	0	0.00	\$0	0	0.00	\$0
Northern Nevada	0	0.00	\$0	1	1.00	\$10,206	0	0.00	\$0	0	0.00	\$0	0	0.00	\$0
Renown Regional	2	25.00	\$229,630	0	0.00	\$0	0	0.00	\$0	1	12.00	\$50,157	0	0.00	\$0
Renown S. Meadows	0	0.00	\$0	0	0.00	\$0	0	0.00	\$0	0	0.00	\$0	0	0.00	\$0
Saint Mary's	0	0.00	\$0	0	0.00	\$0	0	0.00	\$0	0	0.00	\$0	0	0.00	\$0
Sierra Surgery	0	0.00	\$0	0	0.00	\$0	0	0.00	\$0	0	0.00	\$0	0	0.00	\$0
<b>Total</b>	<b>4</b>	<b>13.25</b>	<b>\$119,505</b>	<b>3</b>	<b>3.67</b>	<b>\$21,682</b>	<b>0</b>	<b>0.00</b>	<b>\$0</b>	<b>1</b>	<b>12.00</b>	<b>\$50,157</b>	<b>0</b>	<b>0.00</b>	<b>\$0</b>
<b>Rural</b>															
Battle Mountain	0	0.00	\$0	0	0.00	\$0	0	0.00	\$0	0	0.00	\$0	0	0.00	\$0
Boulder City	0	0.00	\$0	0	0.00	\$0	0	0.00	\$0	0	0.00	\$0	0	0.00	\$0
Carson Valley	0	0.00	\$0	0	0.00	\$0	0	0.00	\$0	0	0.00	\$0	0	0.00	\$0
Churchill	0	0.00	\$0	0	0.00	\$0	0	0.00	\$0	0	0.00	\$0	0	0.00	\$0
Desert View	0	0.00	\$0	0	0.00	\$0	0	0.00	\$0	0	0.00	\$0	0	0.00	\$0
Grover C. Dils	0	0.00	\$0	0	0.00	\$0	0	0.00	\$0	0	0.00	\$0	0	0.00	\$0
Humboldt	0	0.00	\$0	0	0.00	\$0	0	0.00	\$0	0	0.00	\$0	0	0.00	\$0
Incline Village	0	0.00	\$0	0	0.00	\$0	0	0.00	\$0	0	0.00	\$0	0	0.00	\$0
Mesa View	0	0.00	\$0	0	0.00	\$0	0	0.00	\$0	0	0.00	\$0	0	0.00	\$0
Mount Grant	0	0.00	\$0	0	0.00	\$0	0	0.00	\$0	0	0.00	\$0	0	0.00	\$0
Northeastern	0	0.00	\$0	0	0.00	\$0	0	0.00	\$0	0	0.00	\$0	0	0.00	\$0
Nye	0	0.00	\$0	0	0.00	\$0	0	0.00	\$0	0	0.00	\$0	0	0.00	\$0
Pershing	0	0.00	\$0	0	0.00	\$0	0	0.00	\$0	0	0.00	\$0	0	0.00	\$0
South Lyon	0	0.00	\$0	0	0.00	\$0	0	0.00	\$0	0	0.00	\$0	0	0.00	\$0
William Bee Ririe	0	0.00	\$0	0	0.00	\$0	0	0.00	\$0	0	0.00	\$0	0	0.00	\$0
<b>Total</b>	<b>0</b>	<b>0.00</b>	<b>\$0</b>	<b>0</b>	<b>0.00</b>	<b>\$0</b>	<b>0</b>	<b>0.00</b>	<b>\$0</b>	<b>0</b>	<b>0.00</b>	<b>\$0</b>	<b>0</b>	<b>0.00</b>	<b>\$0</b>
<b>All Counties</b>	<b>66</b>	<b>2.79</b>	<b>\$29,826</b>	<b>38</b>	<b>2.32</b>	<b>\$31,893</b>	<b>28</b>	<b>2.11</b>	<b>\$37,210</b>	<b>3</b>	<b>4.67</b>	<b>\$34,730</b>	<b>2</b>	<b>2.00</b>	<b>\$36,423</b>

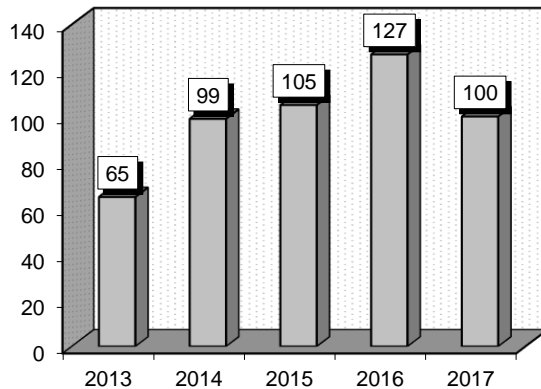
### Kidney & Urinary Tract Neoplasms (686-688)

**Diagnoses:** that frequently accompanied Kidney & Urinary Tract Neoplasms were: 1) Malignant neoplasm of kidney, except pelvis (1890), 2) Malignant neoplasm of bladder, part unspecified (1889), 3) Secondary malignant neoplasm of other urinary organs (1981).

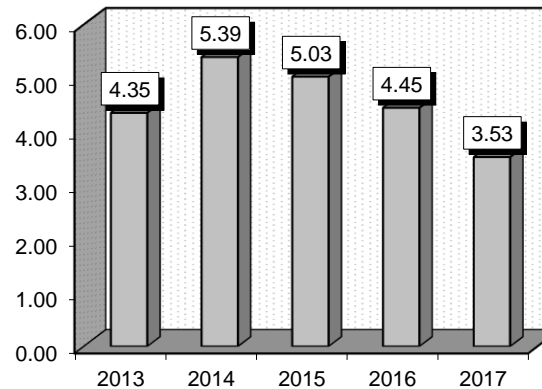
**Definitions: Malignant:** Tending to become worse and end in death. **Neoplasm:** An abnormal tissue that grows by cellular proliferation more rapidly than normal and continues to grow after the stimuli that initiated the new growth cease. Neoplasms show partial or complete lack of structural organization and functional coordination with the normal tissue, and usually form a distinct mass of tissue that may be either benign (benign tumor) or malignant (cancer). **Kidney:** Either of the two bean-shaped organs in the lumbar region that filter the blood, excreting the end-products of body metabolism in the form of urine, and regulating the concentrations of hydrogen, sodium, potassium, phosphate, and other ions in the extracellular fluid. **Bladder:** A distensible musculomembranous organ serving as a receptacle for fluid, such as the urinary bladder or gallbladder. **Secondary malignant neoplasm:** Cancerous tumor, or abnormal cell growth which has metastasized (transferred) from one part (or organ) of the body to another organ or part of the body. **Urinary organs:** The organs of the body that produce, store, and discharge urine. These organs include the kidneys, ureters, bladder, and urethra. **Transfusion:** Transfer of blood or a blood component from one person (donor) to another (recipient). **Packed cells:** A preparation of blood cells separated from liquid plasma, often administered in severe anemia to restore adequate levels of hemoglobin and red blood cells without overloading the vascular system with excess fluids. **Needle biopsy:** Any method in which the specimen for biopsy is removed by aspirating it through an appropriate needle or trocar that pierces the skin, or the external surface of an organ, and into the underlying tissue to be examined. **Percutaneous:** Performed through the skin.

Gender	2013			2014			2015			2016			2017		
	Cases	Avg LOS	Avg Bill	Cases	Avg LOS	Avg Bill	Cases	Avg LOS	Avg Bill	Cases	Avg LOS	Avg Bill	Cases	Avg LOS	Avg Bill
Male	43	4.30	\$44,141	60	3.98	\$49,753	67	5.00	\$61,691	82	4.35	\$55,971	56	3.50	\$50,734
Female	22	4.45	\$48,153	39	7.56	\$68,044	38	5.08	\$57,694	45	4.62	\$59,518	44	3.57	\$62,932
Age Group	Cases	Avg LOS	Avg Bill	Cases	Avg LOS	Avg Bill	Cases	Avg LOS	Avg Bill	Cases	Avg LOS	Avg Bill	Cases	Avg LOS	Avg Bill
0-17	0	0.00	\$0	3	24.00	\$50,087	6	2.83	\$40,106	8	3.00	\$56,518	1	1.00	\$10,535
18-35	0	0.00	\$0	2	18.00	\$146,107	1	3.00	\$21,097	1	10.00	\$139,002	1	2.00	\$42,909
36-49	1	1.00	\$17,658	4	7.75	\$66,837	6	2.50	\$33,800	14	4.93	\$52,805	9	3.44	\$51,122
50-64	23	3.96	\$34,591	32	4.06	\$54,971	34	5.85	\$71,587	37	4.14	\$56,668	20	2.65	\$57,797
65+	41	4.66	\$52,298	58	4.57	\$54,655	58	5.07	\$59,089	67	4.61	\$57,325	69	3.86	\$57,110
<b>Total</b>	<b>65</b>	<b>4.35</b>	<b>\$45,499</b>	<b>99</b>	<b>5.39</b>	<b>\$56,958</b>	<b>105</b>	<b>5.03</b>	<b>\$60,244</b>	<b>127</b>	<b>4.45</b>	<b>\$57,227</b>	<b>100</b>	<b>3.53</b>	<b>\$56,101</b>

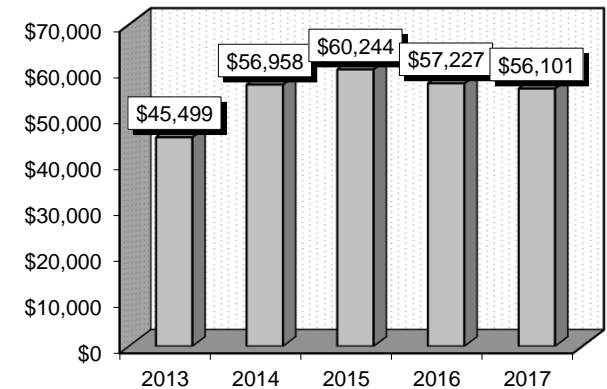
Patient Discharges (Cases)



Average Length of Stay (Avg LOS)



Average Billed Charges (Avg Bill)



County / Hospital	2013			2014			2015			2016			2017		
	Cases	Avg LOS	Avg Bill	Cases	Avg LOS	Avg Bill	Cases	Avg LOS	Avg Bill	Cases	Avg LOS	Avg Bill	Cases	Avg LOS	Avg Bill
<b>Clark</b>															
Centennial Hills	1	8.00	\$95,108	3	3.33	\$52,513	4	9.25	\$124,841	7	5.57	\$99,747	6	4.67	\$78,868
Desert Springs	2	4.00	\$78,600	7	1.71	\$31,698	10	4.80	\$75,889	5	2.40	\$52,048	6	2.00	\$32,907
Henderson Hospital	0	0.00	\$0	0	0.00	\$0	0	0.00	\$0	0	0.00	\$0	1	6.00	\$90,649
Mountain View	5	4.20	\$43,603	8	6.38	\$126,775	7	3.14	\$64,272	14	6.50	\$97,808	8	5.50	\$98,841
Mountain's Edge	0	0.00	\$0	0	0.00	\$0	1	5.00	\$18,310	0	0.00	\$0	0	0.00	\$0
North Vista	1	1.00	\$10,879	0	0.00	\$0	0	0.00	\$0	0	0.00	\$0	2	4.50	\$79,318
Southern Hills	2	1.00	\$24,176	0	0.00	\$0	3	4.00	\$61,992	6	1.67	\$26,922	5	1.80	\$41,686
Spring Valley	4	4.25	\$45,123	5	6.20	\$107,049	5	3.40	\$58,896	4	3.25	\$56,566	5	3.00	\$52,272
St. Rose-Rose de Lima	0	0.00	\$0	0	0.00	\$0	0	0.00	\$0	2	3.00	\$46,753	0	0.00	\$0
St. Rose-San Martin	0	0.00	\$0	1	1.00	\$56,564	0	0.00	\$0	7	3.43	\$51,489	2	4.00	\$47,525
St. Rose-Siena	4	4.75	\$62,128	6	5.83	\$71,010	3	4.33	\$46,912	6	9.00	\$102,994	6	4.33	\$57,815
Summerlin	4	8.00	\$90,170	12	8.75	\$54,251	10	6.00	\$69,867	16	2.81	\$43,289	14	2.64	\$56,110
Sunrise	6	3.67	\$53,145	14	4.64	\$58,656	19	5.26	\$70,017	22	4.36	\$63,658	9	2.11	\$72,448
UMC	9	3.00	\$21,572	10	7.80	\$58,571	10	7.10	\$68,291	11	8.82	\$66,448	6	4.17	\$65,427
Valley	6	3.33	\$46,125	5	3.00	\$46,207	8	2.75	\$35,566	2	1.00	\$39,912	8	3.25	\$54,986
<b>Total</b>	<b>44</b>	<b>4.02</b>	<b>\$47,932</b>	<b>71</b>	<b>5.68</b>	<b>\$66,203</b>	<b>80</b>	<b>5.09</b>	<b>\$66,801</b>	<b>102</b>	<b>4.79</b>	<b>\$65,601</b>	<b>78</b>	<b>3.38</b>	<b>\$62,723</b>
<b>Washoe</b>															
Carson Tahoe	2	3.00	\$25,479	10	5.00	\$34,159	3	6.00	\$41,421	6	2.67	\$24,320	3	3.67	\$30,215
Northern Nevada	3	2.67	\$30,970	0	0.00	\$0	0	0.00	\$0	1	1.00	\$38,121	2	3.50	\$69,476
Renown Regional	10	6.30	\$49,322	6	6.50	\$55,566	12	4.50	\$46,206	5	2.20	\$16,449	9	5.22	\$35,104
Renown S. Meadows	0	0.00	\$0	0	0.00	\$0	0	0.00	\$0	0	0.00	\$0	0	0.00	\$0
Saint Mary's	4	4.50	\$29,506	7	3.00	\$24,044	9	4.89	\$31,825	7	2.86	\$20,962	4	2.50	\$24,559
Sierra Surgery	0	0.00	\$0	0	0.00	\$0	0	0.00	\$0	0	0.00	\$0	0	0.00	\$0
<b>Total</b>	<b>19</b>	<b>5.00</b>	<b>\$39,743</b>	<b>23</b>	<b>4.78</b>	<b>\$36,665</b>	<b>24</b>	<b>4.83</b>	<b>\$40,215</b>	<b>19</b>	<b>2.53</b>	<b>\$21,738</b>	<b>18</b>	<b>4.17</b>	<b>\$35,765</b>
<b>Rural</b>															
Battle Mountain	0	0.00	\$0	0	0.00	\$0	0	0.00	\$0	0	0.00	\$0	0	0.00	\$0
Boulder City	0	0.00	\$0	1	2.00	\$10,269	0	0.00	\$0	1	14.00	\$44,436	0	0.00	\$0
Carson Valley	0	0.00	\$0	0	0.00	\$0	1	5.00	\$16,389	0	0.00	\$0	0	0.00	\$0
Churchill	0	0.00	\$0	2	4.50	\$19,268	0	0.00	\$0	0	0.00	\$0	0	0.00	\$0
Desert View	2	5.50	\$46,666	1	6.00	\$39,731	0	0.00	\$0	1	2.00	\$16,568	0	0.00	\$0
Grover C. Dils	0	0.00	\$0	0	0.00	\$0	0	0.00	\$0	0	0.00	\$0	0	0.00	\$0
Humboldt	0	0.00	\$0	0	0.00	\$0	0	0.00	\$0	0	0.00	\$0	0	0.00	\$0
Incline Village	0	0.00	\$0	0	0.00	\$0	0	0.00	\$0	0	0.00	\$0	0	0.00	\$0
Mesa View	0	0.00	\$0	0	0.00	\$0	0	0.00	\$0	0	0.00	\$0	1	1.00	\$1,646
Mount Grant	0	0.00	\$0	0	0.00	\$0	0	0.00	\$0	0	0.00	\$0	0	0.00	\$0
Northeastern	0	0.00	\$0	0	0.00	\$0	0	0.00	\$0	4	3.00	\$25,639	1	9.00	\$65,726
Nye	0	0.00	\$0	0	0.00	\$0	0	0.00	\$0	0	0.00	\$0	0	0.00	\$0
Pershing	0	0.00	\$0	0	0.00	\$0	0	0.00	\$0	0	0.00	\$0	0	0.00	\$0
South Lyon	0	0.00	\$0	1	4.00	\$6,640	0	0.00	\$0	0	0.00	\$0	2	2.00	\$3,264
William Bee Ririe	0	0.00	\$0	0	0.00	\$0	0	0.00	\$0	0	0.00	\$0	0	0.00	\$0
<b>Total</b>	<b>2</b>	<b>5.50</b>	<b>\$46,666</b>	<b>5</b>	<b>4.20</b>	<b>\$19,035</b>	<b>1</b>	<b>5.00</b>	<b>\$16,389</b>	<b>6</b>	<b>4.67</b>	<b>\$27,260</b>	<b>4</b>	<b>3.50</b>	<b>\$18,475</b>
<b>All Counties</b>	<b>65</b>	<b>4.35</b>	<b>\$45,499</b>	<b>99</b>	<b>5.39</b>	<b>\$56,958</b>	<b>105</b>	<b>5.03</b>	<b>\$60,244</b>	<b>127</b>	<b>4.45</b>	<b>\$57,227</b>	<b>100</b>	<b>3.53</b>	<b>\$56,101</b>

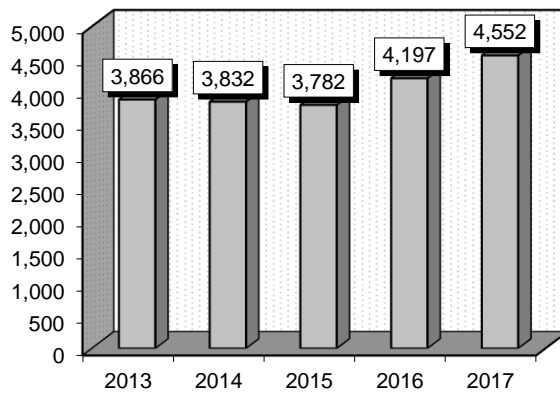
### Kidney And Urinary Tract Infections (689-690)

**Diagnoses:** that frequently accompanied Kidney And Urinary Tract Infections were: 1) Urinary tract infection, site not specified (5990), 2) Unspecified essential hypertension (4019), 3) Other and unspecified hyperlipidemia (2724), 4) Diabetes mellitus without mention of complication, type II or unspecified type, not stated as uncontrolled (25000), 5) Hypopotassemia (2768), 6) Acute pyelonephritis with lesion of renal medullary necrosis (59011), 7) Tobacco use disorder (3051).

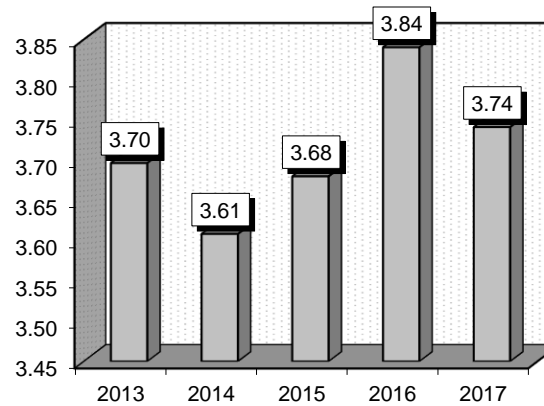
**Definitions:** **Urinary tract:** All organs and ducts involved in the secretion and elimination of urine from the body. Also called urinary system. **Hyperpotassemia:** An abnormally high potassium concentration in the blood, most often due to defective renal excretion. **Kidney:** Either of the two bean-shaped organs in the lumbar region that filter the blood, excreting the end-products of body metabolism in the form of urine, and regulating the concentrations of hydrogen, sodium, potassium, phosphate, and other ions in the extracellular fluid. **Bladder:** A distensible musculomembranous organ serving as a receptacle for fluid, such as the urinary bladder or gallbladder. **Urethra:** The canal leading from the bladder, discharging the urine externally. **Pyelonephritis:** Inflammation of the kidney and its pelvis due to bacterial infection. **Diabetes mellitus:** A condition in which the pancreas no longer produces enough insulin or cells stop responding to the insulin that is produced, so that glucose in the blood cannot be absorbed into the cells of the body. **Lesion:** Any abnormal change involving any tissue or organ due to disease or injury. **Renal:** Relating to, involving, affecting, or located in the region of the kidneys. **Medullary:** Referring to or resembling the medulla or centre of a tissue, especially the bone marrow. **Necrosis:** Death of cells or tissues through injury or disease, especially in a localized area of the body. **Abscess:** An enclosed collection of liquefied tissue, known as pus, somewhere in the body.

Gender	2013			2014			2015			2016			2017		
	Cases	Avg LOS	Avg Bill	Cases	Avg LOS	Avg Bill	Cases	Avg LOS	Avg Bill	Cases	Avg LOS	Avg Bill	Cases	Avg LOS	Avg Bill
Male	1,047	4.00	\$35,571	1,073	3.91	\$38,470	1,005	4.22	\$42,925	1,166	4.27	\$46,039	1,220	3.80	\$46,858
Female	2,819	3.58	\$32,152	2,759	3.49	\$34,723	2,777	3.49	\$39,598	3,031	3.67	\$41,828	3,332	3.72	\$45,259
Age Group	Cases	Avg LOS	Avg Bill	Cases	Avg LOS	Avg Bill	Cases	Avg LOS	Avg Bill	Cases	Avg LOS	Avg Bill	Cases	Avg LOS	Avg Bill
0-17	268	2.85	\$18,011	282	2.97	\$21,446	247	2.85	\$22,430	272	3.21	\$28,642	269	2.91	\$28,355
18-35	488	2.85	\$27,451	495	2.78	\$30,115	493	2.69	\$34,446	511	2.94	\$37,488	496	2.86	\$40,791
36-49	420	3.17	\$30,223	396	3.45	\$39,963	383	3.15	\$42,335	410	3.92	\$44,332	471	2.93	\$43,626
50-64	656	3.79	\$36,773	619	4.00	\$39,186	599	3.52	\$41,763	757	4.13	\$48,311	743	3.63	\$48,645
65+	2,034	4.09	\$35,812	2,040	3.81	\$37,276	2,060	4.16	\$43,374	2,247	4.01	\$43,955	2,573	4.18	\$47,967
<b>Total</b>	<b>3,866</b>	<b>3.70</b>	<b>\$33,078</b>	<b>3,832</b>	<b>3.61</b>	<b>\$35,772</b>	<b>3,782</b>	<b>3.68</b>	<b>\$40,482</b>	<b>4,197</b>	<b>3.84</b>	<b>\$42,998</b>	<b>4,552</b>	<b>3.74</b>	<b>\$45,688</b>

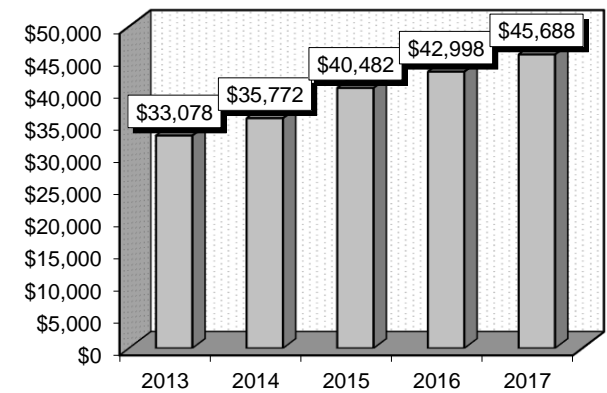
**Patient Discharges (Cases)**



**Average Length of Stay (Avg LOS)**



**Average Billed Charges (Avg Bill)**





County / Hospital	2013			2014			2015			2016			2017		
	Cases	Avg LOS	Avg Bill	Cases	Avg LOS	Avg Bill	Cases	Avg LOS	Avg Bill	Cases	Avg LOS	Avg Bill	Cases	Avg LOS	Avg Bill
<b>Clark</b>															
Centennial Hills	126	3.48	\$47,427	120	2.73	\$41,629	180	4.14	\$60,523	183	3.04	\$51,736	209	3.88	\$69,425
Desert Springs	161	3.91	\$46,143	206	4.11	\$45,218	205	4.10	\$48,967	203	4.04	\$53,916	255	3.78	\$56,197
Henderson Hospital	0	0.00	\$0	0	0.00	\$0	0	0.00	\$0	8	4.00	\$47,608	158	2.82	\$57,533
Mountain View	295	3.89	\$47,592	305	3.58	\$48,048	341	3.65	\$53,039	292	3.56	\$55,749	301	3.92	\$60,997
Mountain's Edge	0	0.00	\$0	0	0.00	\$0	10	12.60	\$56,556	102	7.89	\$40,452	221	7.43	\$39,197
North Vista	96	4.27	\$30,837	76	4.66	\$34,357	73	2.47	\$20,762	76	3.41	\$33,273	75	3.05	\$32,611
Southern Hills	88	3.33	\$35,811	126	3.12	\$36,174	113	3.99	\$48,128	130	3.35	\$45,953	118	2.96	\$44,320
Spring Valley	198	3.26	\$41,241	149	3.45	\$55,047	155	4.34	\$60,882	169	3.50	\$57,242	227	3.63	\$59,777
St. Rose-Rose de Lima	102	3.15	\$36,784	103	3.13	\$39,653	84	3.65	\$45,687	120	4.56	\$53,106	93	2.95	\$46,255
St. Rose-San Martin	148	3.71	\$35,433	154	3.46	\$39,212	138	3.43	\$45,186	108	3.33	\$47,592	139	3.12	\$48,110
St. Rose-Siena	155	3.60	\$38,584	178	4.25	\$49,362	245	4.29	\$51,436	282	4.14	\$51,515	243	3.72	\$52,116
Summerlin	200	3.85	\$43,379	221	3.82	\$45,834	295	3.42	\$48,952	284	3.45	\$57,876	324	3.53	\$60,347
Sunrise	351	3.38	\$40,525	418	3.30	\$41,386	390	3.35	\$45,690	440	3.68	\$52,446	397	4.04	\$60,713
UMC	374	3.16	\$21,107	306	3.61	\$24,527	288	4.20	\$33,759	332	4.42	\$36,482	337	3.42	\$35,690
Valley	189	4.31	\$52,647	158	4.32	\$57,506	163	3.50	\$17,115	204	3.87	\$59,354	249	3.17	\$56,035
<b>Total</b>	<b>2,483</b>	<b>3.60</b>	<b>\$39,244</b>	<b>2,520</b>	<b>3.63</b>	<b>\$42,566</b>	<b>2,680</b>	<b>3.80</b>	<b>\$48,000</b>	<b>2,946</b>	<b>3.91</b>	<b>\$50,889</b>	<b>3,301</b>	<b>3.82</b>	<b>\$53,610</b>
<b>Washoe</b>															
Carson Tahoe	202	3.24	\$21,005	176	3.46	\$20,623	187	3.50	\$20,962	237	3.71	\$22,742	236	3.43	\$20,791
Northern Nevada	36	2.25	\$25,828	39	2.74	\$27,490	42	2.62	\$33,464	45	2.24	\$32,555	65	2.97	\$44,573
Renown Regional	516	3.95	\$26,390	452	4.03	\$27,085	338	3.53	\$24,601	383	4.39	\$30,261	410	3.74	\$28,868
Renown S. Meadows	112	2.76	\$20,345	95	2.78	\$20,176	81	2.49	\$20,913	99	2.60	\$24,616	104	2.61	\$23,794
Saint Mary's	162	6.37	\$20,677	149	3.15	\$18,466	151	2.89	\$18,883	183	2.95	\$20,940	175	3.76	\$22,386
Sierra Surgery	0	0.00	\$0	0	0.00	\$0	0	0.00	\$0	0	0.00	\$0	0	0.00	\$0
<b>Total</b>	<b>1,028</b>	<b>4.00</b>	<b>\$23,753</b>	<b>911</b>	<b>3.59</b>	<b>\$23,724</b>	<b>799</b>	<b>3.25</b>	<b>\$22,761</b>	<b>947</b>	<b>3.65</b>	<b>\$26,097</b>	<b>990</b>	<b>3.50</b>	<b>\$26,295</b>
<b>Rural</b>															
Battle Mountain	2	1.50	\$4,883	0	0.00	\$0	2	1.00	\$5,236	1	2.00	\$18,966	2	1.50	\$9,114
Boulder City	29	4.45	\$14,633	36	4.03	\$17,535	19	6.42	\$23,190	28	5.29	\$19,824	18	5.83	\$21,585
Carson Valley	21	2.67	\$14,860	20	2.30	\$13,285	31	2.68	\$14,021	32	3.00	\$15,132	27	3.07	\$16,863
Churchill	63	4.56	\$18,843	60	4.48	\$20,583	30	3.83	\$16,213	35	3.63	\$14,871	34	4.94	\$17,620
Desert View	52	3.94	\$22,682	133	3.41	\$22,279	101	3.35	\$20,393	76	4.84	\$26,593	79	3.27	\$18,818
Grover C. Dils	5	3.00	\$3,918	3	2.33	\$2,222	2	3.00	\$3,163	9	3.89	\$8,573	2	16.00	\$36,102
Humboldt	17	3.65	\$15,698	14	5.57	\$29,283	18	4.17	\$19,749	15	2.20	\$11,325	8	2.25	\$9,993
Incline Village	2	1.00	\$13,497	1	5.00	\$25,997	0	0.00	\$0	0	0.00	\$0	0	0.00	\$0
Mesa View	22	2.73	\$12,012	29	2.41	\$11,882	23	2.91	\$16,026	27	3.22	\$15,682	30	3.60	\$18,669
Mount Grant	17	3.71	\$11,598	8	2.63	\$8,748	9	3.11	\$6,659	10	3.60	\$5,239	10	3.40	\$9,478
Northeastern	81	3.10	\$23,076	77	3.34	\$26,632	57	4.56	\$33,644	51	2.69	\$24,933	37	3.14	\$30,310
Nye	26	1.00	\$808	0	0.00	\$0	0	0.00	\$0	0	0.00	\$0	0	0.00	\$0
Pershing	3	2.67	\$6,222	4	2.50	\$7,197	2	2.50	\$6,626	6	3.17	\$7,555	3	5.00	\$8,384
South Lyon	8	3.50	\$7,619	11	3.09	\$9,807	5	2.80	\$8,543	6	3.50	\$7,313	8	2.63	\$5,128
William Bee Ririe	7	5.43	\$23,115	5	2.60	\$12,137	4	4.00	\$20,687	8	3.75	\$18,211	3	2.00	\$10,159
<b>Total</b>	<b>355</b>	<b>3.47</b>	<b>\$16,956</b>	<b>401</b>	<b>3.51</b>	<b>\$20,449</b>	<b>303</b>	<b>3.73</b>	<b>\$20,721</b>	<b>304</b>	<b>3.75</b>	<b>\$19,175</b>	<b>261</b>	<b>3.70</b>	<b>\$19,053</b>
<b>All Counties</b>	<b>3,866</b>	<b>3.70</b>	<b>\$33,078</b>	<b>3,832</b>	<b>3.61</b>	<b>\$35,772</b>	<b>3,782</b>	<b>3.68</b>	<b>\$40,482</b>	<b>4,197</b>	<b>3.84</b>	<b>\$42,998</b>	<b>4,552</b>	<b>3.74</b>	<b>\$45,688</b>

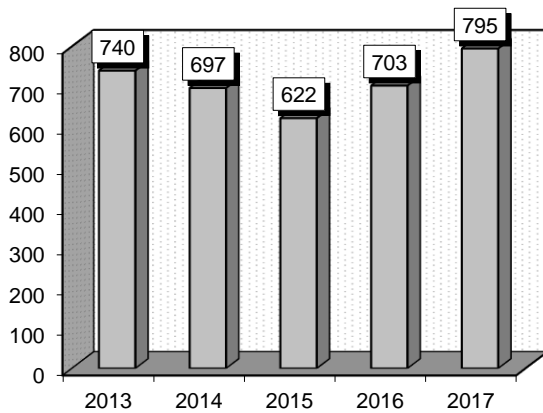
### Urinary Stones (691-694)

**Diagnoses:** that frequently accompanied Urinary Stones were: 1) Calculus of ureter (5921), 2) Calculus of kidney (5920), 3) Tobacco use disorder (3051), 4) Hydronephrosis (591), 5) Diabetes mellitus without mention of complication, type II or unspecified type, not stated as uncontrolled (25000), 6) Leukocytosis, unspecified (28860), 7) Pyelonephritis, unspecified (59080).

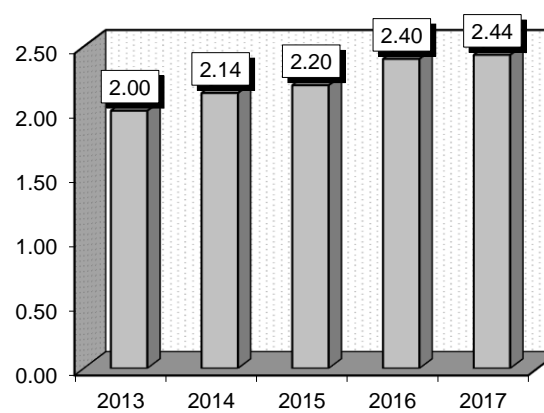
**Definitions:** **Calculus:** An abnormal concretion in the body, usually formed of mineral salts and most commonly found in the gallbladder, kidney, or urinary bladder. Also called stone. **Ureter:** The tube that carries urine from the kidney to the bladder, with each kidney having one ureter. **Kidney:** Either of the two bean-shaped organs in the lumbar region that filter the blood, excreting the end-products of body metabolism in the form of urine, and regulating the concentrations of hydrogen, sodium, potassium, phosphate, and other ions in the extracellular fluid. **Bladder:** A distensible musculomembranous organ serving as a receptacle for fluid, such as the urinary bladder or gallbladder. **Urethra:** The canal leading from the bladder, discharging the urine externally. **Extracorporeal shockwave lithotripsy (ESWL):** Uses highly focused impulses projected and focused from outside the body to pulverize kidney stones anywhere in the urinary system. The stone usually is reduced to sand-like granules that can be passed in the patient's urine. **Ultrasonic lithotripsy:** Uses high frequency sound waves delivered through an electronic probe inserted into the ureter to break up the kidney stone. The fragments are passed by the patient or removed surgically. **Pyeloscopy:** Fluoroscopic observation of the pelvis and calyces of the kidney and the ureter, after the injection through the ureter of a radiopaque solution.

Gender	2013			2014			2015			2016			2017		
	Cases	Avg LOS	Avg Bill	Cases	Avg LOS	Avg Bill	Cases	Avg LOS	Avg Bill	Cases	Avg LOS	Avg Bill	Cases	Avg LOS	Avg Bill
Male	356	1.98	\$27,031	324	2.00	\$32,214	310	2.15	\$38,700	362	2.45	\$44,477	461	2.53	\$48,596
Female	384	2.02	\$28,790	373	2.26	\$33,186	312	2.25	\$39,444	341	2.36	\$43,712	334	2.31	\$44,672
Age Group	Cases	Avg LOS	Avg Bill	Cases	Avg LOS	Avg Bill	Cases	Avg LOS	Avg Bill	Cases	Avg LOS	Avg Bill	Cases	Avg LOS	Avg Bill
0-17	33	1.61	\$23,723	25	1.40	\$21,698	13	2.08	\$26,620	23	1.57	\$29,384	20	1.15	\$24,638
18-35	140	1.74	\$24,811	119	2.03	\$30,859	109	1.79	\$31,640	95	2.02	\$40,448	114	2.00	\$38,362
36-49	151	1.72	\$23,032	176	1.86	\$28,489	137	1.80	\$40,365	147	2.23	\$41,521	193	1.96	\$45,066
50-64	230	2.01	\$27,578	199	2.17	\$34,951	172	1.99	\$35,556	226	2.35	\$43,376	226	2.79	\$49,511
65+	186	2.49	\$35,491	178	2.56	\$37,258	191	2.92	\$46,404	212	2.84	\$49,912	242	2.80	\$51,942
<b>Total</b>	<b>740</b>	<b>2.00</b>	<b>\$27,944</b>	<b>697</b>	<b>2.14</b>	<b>\$32,734</b>	<b>622</b>	<b>2.20</b>	<b>\$39,074</b>	<b>703</b>	<b>2.40</b>	<b>\$44,106</b>	<b>795</b>	<b>2.44</b>	<b>\$46,947</b>

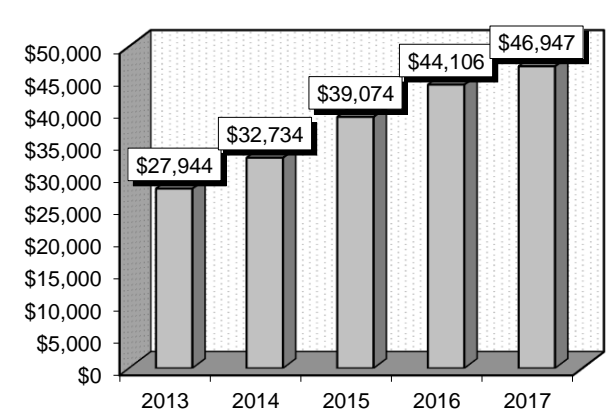
Patient Discharges (Cases)



Average Length of Stay (Avg LOS)



Average Billed Charges (Avg Bill)



County / Hospital	2013			2014			2015			2016			2017		
	Cases	Avg LOS	Avg Bill	Cases	Avg LOS	Avg Bill	Cases	Avg LOS	Avg Bill	Cases	Avg LOS	Avg Bill	Cases	Avg LOS	Avg Bill
<b>Clark</b>															
Centennial Hills	34	1.56	\$38,194	41	1.63	\$34,411	52	1.79	\$46,965	59	1.64	\$46,236	47	2.91	\$61,108
Desert Springs	8	2.50	\$41,370	40	1.55	\$34,927	60	2.17	\$45,539	54	2.02	\$50,919	49	2.39	\$52,063
Henderson Hospital	0	0.00	\$0	0	0.00	\$0	0	0.00	\$0	9	1.78	\$36,624	33	2.06	\$62,553
Mountain View	30	2.60	\$39,299	25	2.52	\$43,488	34	2.38	\$45,049	54	2.52	\$46,297	53	2.42	\$56,377
Mountain's Edge	0	0.00	\$0	0	0.00	\$0	0	0.00	\$0	5	2.80	\$13,469	20	8.30	\$55,753
North Vista	3	1.33	\$15,859	2	1.00	\$17,364	3	1.33	\$17,199	5	1.00	\$20,658	1	3.00	\$31,880
Southern Hills	13	1.15	\$21,633	5	2.20	\$50,984	9	1.78	\$38,176	4	1.50	\$23,602	10	1.80	\$48,051
Spring Valley	25	2.88	\$36,539	32	2.22	\$48,184	34	2.06	\$50,464	38	2.39	\$60,013	44	2.50	\$62,487
St. Rose-Rose de Lima	7	2.43	\$27,114	8	1.50	\$30,717	9	2.89	\$44,909	10	2.40	\$49,991	5	1.00	\$28,910
St. Rose-San Martin	10	1.90	\$34,122	14	2.79	\$37,285	14	3.07	\$46,656	9	2.33	\$55,509	20	2.00	\$40,841
St. Rose-Siena	18	1.44	\$25,951	23	2.70	\$38,599	22	3.00	\$53,438	31	2.48	\$46,320	40	2.20	\$46,959
Summerlin	95	2.64	\$48,070	71	1.77	\$44,299	55	2.13	\$49,607	79	2.05	\$48,909	78	1.83	\$50,896
Sunrise	114	1.63	\$29,926	145	2.00	\$36,283	101	2.38	\$43,787	103	2.36	\$47,486	98	2.52	\$52,646
UMC	204	1.99	\$17,978	144	2.30	\$22,988	72	2.08	\$27,926	83	3.83	\$44,301	109	2.52	\$42,217
Valley	17	1.82	\$34,365	19	3.79	\$48,671	34	1.79	\$35,891	29	3.14	\$60,079	29	1.79	\$43,013
<b>Total</b>	<b>578</b>	<b>2.04</b>	<b>\$29,894</b>	<b>569</b>	<b>2.12</b>	<b>\$35,191</b>	<b>499</b>	<b>2.20</b>	<b>\$42,950</b>	<b>572</b>	<b>2.47</b>	<b>\$48,011</b>	<b>636</b>	<b>2.51</b>	<b>\$51,368</b>
<b>Washoe</b>															
Carson Tahoe	18	1.56	\$22,139	11	2.00	\$23,284	17	3.00	\$27,616	19	1.79	\$23,426	21	2.33	\$30,317
Northern Nevada	1	1.00	\$10,005	0	0.00	\$0	0	0.00	\$0	12	1.75	\$40,404	10	1.60	\$38,786
Renown Regional	75	1.84	\$21,645	62	2.21	\$22,838	50	2.46	\$25,169	45	2.24	\$27,086	67	1.90	\$28,855
Renown S. Meadows	4	1.75	\$25,908	1	2.00	\$14,039	8	1.38	\$23,390	19	1.63	\$23,750	28	2.11	\$28,182
Saint Mary's	39	2.46	\$26,203	38	2.21	\$21,679	31	1.55	\$22,883	29	2.55	\$29,188	26	2.73	\$29,127
Sierra Surgery	0	0.00	\$0	0	0.00	\$0	0	0.00	\$0	0	0.00	\$0	0	0.00	\$0
<b>Total</b>	<b>137</b>	<b>1.97</b>	<b>\$23,047</b>	<b>112</b>	<b>2.19</b>	<b>\$22,410</b>	<b>106</b>	<b>2.20</b>	<b>\$24,759</b>	<b>124</b>	<b>2.10</b>	<b>\$27,794</b>	<b>152</b>	<b>2.12</b>	<b>\$29,633</b>
<b>Rural</b>															
Battle Mountain	0	0.00	\$0	0	0.00	\$0	0	0.00	\$0	0	0.00	\$0	0	0.00	\$0
Boulder City	0	0.00	\$0	0	0.00	\$0	0	0.00	\$0	0	0.00	\$0	1	1.00	\$2,855
Carson Valley	0	0.00	\$0	1	2.00	\$10,297	0	0.00	\$0	1	3.00	\$16,950	1	1.00	\$4,750
Churchill	1	1.00	\$5,315	0	0.00	\$0	0	0.00	\$0	0	0.00	\$0	0	0.00	\$0
Desert View	6	1.67	\$9,244	3	3.33	\$23,909	2	1.00	\$6,080	2	2.00	\$11,556	3	2.00	\$12,526
Grover C. Dils	1	1.00	\$1,910	1	2.00	\$6,630	1	3.00	\$3,036	0	0.00	\$0	0	0.00	\$0
Humboldt	0	0.00	\$0	2	2.00	\$7,666	3	2.33	\$19,192	1	1.00	\$4,292	0	0.00	\$0
Incline Village	0	0.00	\$0	0	0.00	\$0	0	0.00	\$0	0	0.00	\$0	0	0.00	\$0
Mesa View	0	0.00	\$0	0	0.00	\$0	2	1.50	\$5,652	0	0.00	\$0	0	0.00	\$0
Mount Grant	2	2.00	\$5,422	1	2.00	\$10,522	2	2.50	\$6,705	2	3.00	\$4,714	0	0.00	\$0
Northeastern	8	1.38	\$19,880	5	1.80	\$20,808	6	2.67	\$23,565	1	5.00	\$43,784	2	4.50	\$51,762
Nye	5	1.00	\$377	0	0.00	\$0	0	0.00	\$0	0	0.00	\$0	0	0.00	\$0
Pershing	1	1.00	\$3,354	0	0.00	\$0	1	2.00	\$8,460	0	0.00	\$0	0	0.00	\$0
South Lyon	1	1.00	\$4,431	1	4.00	\$13,423	0	0.00	\$0	0	0.00	\$0	0	0.00	\$0
William Bee Ririe	0	0.00	\$0	2	2.50	\$25,234	0	0.00	\$0	0	0.00	\$0	0	0.00	\$0
<b>Total</b>	<b>25</b>	<b>1.36</b>	<b>\$9,690</b>	<b>16</b>	<b>2.38</b>	<b>\$17,652</b>	<b>17</b>	<b>2.24</b>	<b>\$14,549</b>	<b>7</b>	<b>2.71</b>	<b>\$13,938</b>	<b>7</b>	<b>2.43</b>	<b>\$21,244</b>
<b>All Counties</b>	<b>740</b>	<b>2.00</b>	<b>\$27,944</b>	<b>697</b>	<b>2.14</b>	<b>\$32,734</b>	<b>622</b>	<b>2.20</b>	<b>\$39,074</b>	<b>703</b>	<b>2.40</b>	<b>\$44,106</b>	<b>795</b>	<b>2.44</b>	<b>\$46,947</b>

### Cesarean Section With Complications (765)

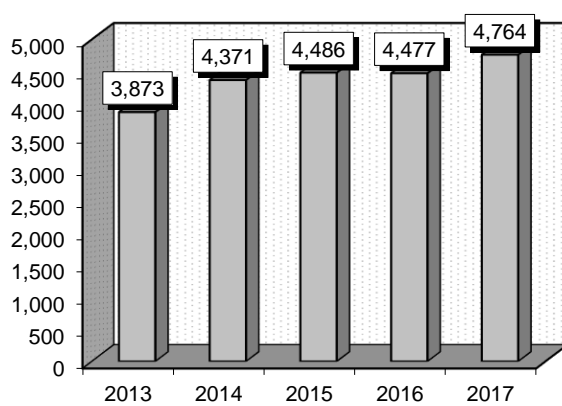
**Procedures:** that frequently accompanied Cesarean Section With Complications were: 1) Low cervical cesarean section (741), 2) Application or administration of an adhesion barrier substance (9977), 3) Medical induction of labor (734), 4) Other bilateral ligation and division of fallopian tubes (6632), 5) Administration of diphtheria-tetanus-pertussis, combined (9939), 6) Other bilateral destruction or occlusion of fallopian tubes (6639), 7) Other vacuum extraction (7279), 8) Other fetal monitoring (7534), 9) Other artificial rupture of membranes (7309), 10) Transfusion of packed cells (9904).

**Definitions:** **Antepartum:** Occurring in the period before childbirth. **Cesarean section:** A surgical procedure in which incisions are made through a woman's abdomen and uterus to deliver her baby. **Fallopian tube:** Either of the pair of tubes that carry the eggs from the ovary to the uterus called also uterine tube. **Peritoneum:** The serous membrane lining the cavity of the abdomen and covering the abdominal organs. **Adhesiolysis:** Severing of adhesive band(s); done by laparoscopy or laparotomy.

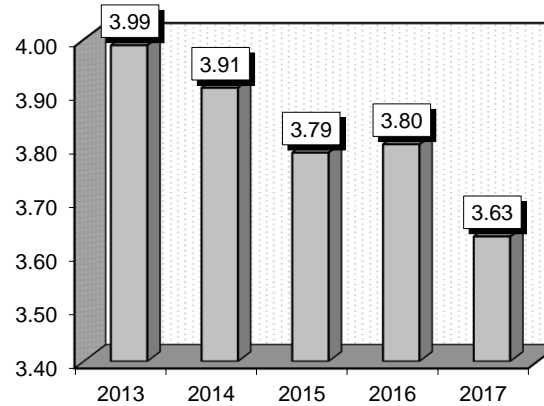
**Comment:** Common diagnoses associated with this procedure (listed in order of frequency) were: Mother had a previous cesarean delivery (65421), anemia (2859), abnormality in fetal heart rate or rhythm (65971), early onset of delivery (64421), advanced maternal age (65961), sterilization (V252).

Gender	2013			2014			2015			2016			2017		
	Cases	Avg LOS	Avg Bill	Cases	Avg LOS	Avg Bill	Cases	Avg LOS	Avg Bill	Cases	Avg LOS	Avg Bill	Cases	Avg LOS	Avg Bill
Male	0	0.00	\$0	0	0.00	\$0	0	0.00	\$0	0	0.00	\$0	0	0.00	\$0
Female	3,873	3.99	\$32,944	4,371	3.91	\$34,825	4,486	3.79	\$36,937	4,477	3.80	\$39,607	4,764	3.63	\$43,397
Age Group	Cases	Avg LOS	Avg Bill	Cases	Avg LOS	Avg Bill	Cases	Avg LOS	Avg Bill	Cases	Avg LOS	Avg Bill	Cases	Avg LOS	Avg Bill
0-17	39	3.51	\$30,547	42	4.17	\$40,523	41	4.39	\$38,336	31	4.74	\$47,724	38	3.95	\$56,509
18-35	3,103	3.98	\$32,606	3,462	3.87	\$34,768	3,572	3.74	\$36,333	3,597	3.75	\$39,160	3,807	3.59	\$42,995
36-49	731	4.06	\$34,506	865	4.07	\$34,810	871	3.97	\$39,375	847	3.99	\$41,179	916	3.73	\$44,346
50-64	0	0.00	\$0	2	3.50	\$20,181	2	4.00	\$24,582	2	3.50	\$52,469	3	24.67	\$96,711
65+	0	0.00	\$0	0	0.00	\$0	0	0.00	\$0	0	0.00	\$0	0	0.00	\$0
<b>Total</b>	<b>3,873</b>	<b>3.99</b>	<b>\$32,944</b>	<b>4,371</b>	<b>3.91</b>	<b>\$34,825</b>	<b>4,486</b>	<b>3.79</b>	<b>\$36,937</b>	<b>4,477</b>	<b>3.80</b>	<b>\$39,607</b>	<b>4,764</b>	<b>3.63</b>	<b>\$43,397</b>

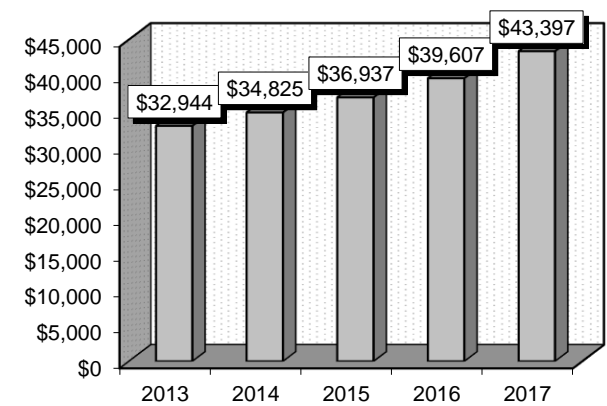
Patient Discharges (Cases)



Average Length of Stay (Avg LOS)



Average Billed Charges (Avg Bill)



County / Hospital	2013			2014			2015			2016			2017		
	Cases	Avg LOS	Avg Bill	Cases	Avg LOS	Avg Bill	Cases	Avg LOS	Avg Bill	Cases	Avg LOS	Avg Bill	Cases	Avg LOS	Avg Bill
<b>Clark</b>															
Centennial Hills	203	3.20	\$34,276	206	3.39	\$39,961	288	3.64	\$41,680	302	4.19	\$45,852	383	3.73	\$49,864
Desert Springs	0	0.00	\$0	0	0.00	\$0	0	0.00	\$0	0	0.00	\$0	0	0.00	\$0
Henderson Hospital	0	0.00	\$0	0	0.00	\$0	0	0.00	\$0	4	2.75	\$41,424	97	2.59	\$44,995
Mountain View	171	3.08	\$26,691	247	3.04	\$30,786	262	3.09	\$33,288	272	2.99	\$34,816	364	3.18	\$40,629
Mountain's Edge	0	0.00	\$0	0	0.00	\$0	0	0.00	\$0	0	0.00	\$0	0	0.00	\$0
North Vista	0	0.00	\$0	1	1.00	\$30,048	0	0.00	\$0	0	0.00	\$0	0	0.00	\$0
Southern Hills	185	3.28	\$27,341	239	3.27	\$30,067	284	3.16	\$31,737	241	3.33	\$35,816	202	3.03	\$37,706
Spring Valley	433	4.38	\$41,924	489	4.07	\$44,420	454	3.87	\$40,025	429	3.64	\$44,762	451	3.43	\$49,411
St. Rose-Rose de Lima	0	0.00	\$0	0	0.00	\$0	0	0.00	\$0	0	0.00	\$0	0	0.00	\$0
St. Rose-San Martin	90	3.26	\$33,278	99	3.15	\$33,516	132	3.27	\$38,753	182	3.45	\$39,891	158	2.84	\$39,656
St. Rose-Siena	434	3.44	\$33,460	470	3.64	\$36,926	541	3.87	\$38,319	482	3.87	\$40,435	433	3.77	\$43,427
Summerlin	564	4.73	\$44,514	653	4.96	\$46,859	740	4.40	\$47,716	735	4.27	\$50,869	753	4.23	\$55,884
Sunrise	452	3.63	\$28,492	601	3.83	\$32,650	633	3.62	\$34,214	615	3.78	\$38,808	699	3.46	\$40,355
UMC	330	3.46	\$27,629	379	3.25	\$28,525	351	3.49	\$39,999	306	3.58	\$42,308	321	3.54	\$53,305
Valley	183	4.16	\$42,790	44	3.43	\$44,165	0	0.00	\$0	0	0.00	\$0	0	0.00	\$0
<b>Total</b>	<b>3,045</b>	<b>3.83</b>	<b>\$35,199</b>	<b>3,428</b>	<b>3.84</b>	<b>\$37,463</b>	<b>3,685</b>	<b>3.75</b>	<b>\$39,285</b>	<b>3,568</b>	<b>3.78</b>	<b>\$42,676</b>	<b>3,861</b>	<b>3.58</b>	<b>\$46,781</b>
<b>Washoe</b>															
Carson Tahoe	70	3.11	\$31,116	76	2.78	\$29,243	83	2.73	\$29,401	108	2.91	\$30,874	103	2.96	\$31,954
Northern Nevada	0	0.00	\$0	0	0.00	\$0	0	0.00	\$0	0	0.00	\$0	0	0.00	\$0
Renown Regional	452	5.24	\$25,340	529	4.47	\$25,024	392	4.57	\$26,913	507	4.21	\$28,596	497	4.19	\$29,512
Renown S. Meadows	0	0.00	\$0	0	0.00	\$0	0	0.00	\$0	0	0.00	\$0	0	0.00	\$0
Saint Mary's	186	4.73	\$23,538	237	4.67	\$26,690	235	3.97	\$25,229	216	4.08	\$25,176	199	4.26	\$28,648
Sierra Surgery	0	0.00	\$0	0	0.00	\$0	0	0.00	\$0	0	0.00	\$0	0	0.00	\$0
<b>Total</b>	<b>708</b>	<b>4.89</b>	<b>\$25,438</b>	<b>842</b>	<b>4.37</b>	<b>\$25,874</b>	<b>710</b>	<b>4.16</b>	<b>\$26,646</b>	<b>831</b>	<b>4.01</b>	<b>\$28,003</b>	<b>799</b>	<b>4.05</b>	<b>\$29,612</b>
<b>Rural</b>															
Battle Mountain	0	0.00	\$0	0	0.00	\$0	0	0.00	\$0	0	0.00	\$0	0	0.00	\$0
Boulder City	0	0.00	\$0	0	0.00	\$0	0	0.00	\$0	0	0.00	\$0	0	0.00	\$0
Carson Valley	0	0.00	\$0	0	0.00	\$0	0	0.00	\$0	0	0.00	\$0	0	0.00	\$0
Churchill	49	2.33	\$18,364	42	2.19	\$18,860	26	2.31	\$16,936	21	2.24	\$16,807	36	2.14	\$19,055
Desert View	0	0.00	\$0	0	0.00	\$0	0	0.00	\$0	0	0.00	\$0	0	0.00	\$0
Grover C. Dils	0	0.00	\$0	0	0.00	\$0	0	0.00	\$0	0	0.00	\$0	0	0.00	\$0
Humboldt	9	2.89	\$19,628	7	2.86	\$20,331	16	2.69	\$21,170	7	2.43	\$26,149	7	2.43	\$23,074
Incline Village	0	0.00	\$0	0	0.00	\$0	0	0.00	\$0	0	0.00	\$0	0	0.00	\$0
Mesa View	9	3.11	\$26,283	9	2.78	\$17,997	4	2.50	\$20,985	9	3.00	\$20,663	6	2.83	\$20,696
Mount Grant	0	0.00	\$0	0	0.00	\$0	0	0.00	\$0	0	0.00	\$0	0	0.00	\$0
Northeastern	47	2.70	\$20,313	39	2.44	\$21,539	43	2.81	\$25,599	37	2.78	\$26,130	50	2.50	\$27,507
Nye	0	0.00	\$0	0	0.00	\$0	0	0.00	\$0	0	0.00	\$0	0	0.00	\$0
Pershing	0	0.00	\$0	0	0.00	\$0	0	0.00	\$0	0	0.00	\$0	0	0.00	\$0
South Lyon	0	0.00	\$0	0	0.00	\$0	0	0.00	\$0	0	0.00	\$0	0	0.00	\$0
William Bee Ririe	6	2.50	\$21,913	4	2.25	\$18,961	2	2.50	\$25,745	4	2.25	\$22,940	5	2.40	\$22,429
<b>Total</b>	<b>120</b>	<b>2.58</b>	<b>\$19,993</b>	<b>101</b>	<b>2.39</b>	<b>\$19,923</b>	<b>91</b>	<b>2.63</b>	<b>\$22,145</b>	<b>78</b>	<b>2.60</b>	<b>\$22,827</b>	<b>104</b>	<b>2.38</b>	<b>\$23,646</b>
<b>All Counties</b>	<b>3,873</b>	<b>3.99</b>	<b>\$32,944</b>	<b>4,371</b>	<b>3.91</b>	<b>\$34,825</b>	<b>4,486</b>	<b>3.79</b>	<b>\$36,937</b>	<b>4,477</b>	<b>3.80</b>	<b>\$39,607</b>	<b>4,764</b>	<b>3.63</b>	<b>\$43,397</b>

### Cesarean Section Without Complications (766)

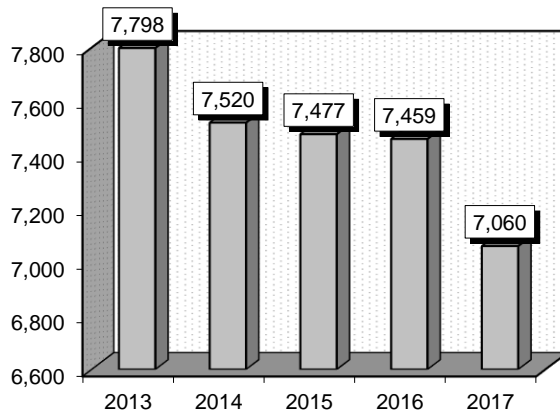
**Procedures:** that frequently accompanied Cesarean Section Without Complications were: 1) Low cervical cesarean section (741), 2) Application or administration of an adhesion barrier substance (9977), 3) Medical induction of labor (734), 4) Other bilateral ligation and division of fallopian tubes (6632), 5) Other bilateral destruction or occlusion of fallopian tubes (6639), 6) Administration of diphtheria-tetanus-pertussis, combined (9939), 7) Other vacuum extraction (7279), 8) Other artificial rupture of membranes (7309), 9) Other fetal monitoring (7534), 10) Prophylactic vaccination against influenza (9952).

**Definitions:** **Antepartum:** Occurring in the period before childbirth. **Cesarean section:** A surgical procedure in which incisions are made through a woman's abdomen and uterus to deliver her baby. **Fallopian tube:** Either of the pair of tubes that carry the eggs from the ovary to the uterus called also uterine tube. **Peritoneum:** The serous membrane lining the cavity of the abdomen and covering the abdominal organs. **Adhesiolysis:** Severing of adhesive band(s); done by laparoscopy or laparotomy.

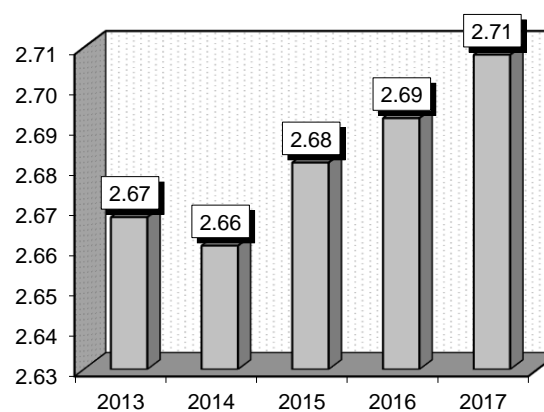
**Comment:** Common diagnoses associated with this procedure (listed in order of frequency) were: Mother had a previous cesarean delivery (65421), abnormality in fetal heart rate or rhythm (65971), sterilization (V252), cord entanglement (66331), elderly with previous pregnancy (65961), early onset delivery (64421), breach delivery (65221).

Gender	2013			2014			2015			2016			2017		
	Cases	Avg LOS	Avg Bill	Cases	Avg LOS	Avg Bill	Cases	Avg LOS	Avg Bill	Cases	Avg LOS	Avg Bill	Cases	Avg LOS	Avg Bill
Male	0	0.00	\$0	0	0.00	\$0	0	0.00	\$0	0	0.00	\$0	0	0.00	\$0
Female	7,798	2.67	\$24,530	7,520	2.66	\$25,974	7,477	2.68	\$27,664	7,459	2.69	\$30,054	7,060	2.71	\$34,058
Age Group	Cases	Avg LOS	Avg Bill	Cases	Avg LOS	Avg Bill	Cases	Avg LOS	Avg Bill	Cases	Avg LOS	Avg Bill	Cases	Avg LOS	Avg Bill
0-17	97	3.13	\$27,108	81	2.94	\$27,404	59	2.81	\$27,736	51	3.04	\$32,851	47	2.98	\$34,245
18-35	6,600	2.66	\$24,474	6,377	2.66	\$25,888	6,321	2.67	\$27,625	6,216	2.69	\$29,967	5,816	2.69	\$33,909
36-49	1,100	2.70	\$24,642	1,062	2.64	\$26,380	1,096	2.71	\$27,895	1,191	2.72	\$30,396	1,197	2.78	\$34,776
50-64	1	3.00	\$19,761	0	0.00	\$0	1	3.00	\$18,514	1	4.00	\$21,454	0	0.00	\$0
65+	0	0.00	\$0	0	0.00	\$0	0	0.00	\$0	0	0.00	\$0	0	0.00	\$0
<b>Total</b>	<b>7,798</b>	<b>2.67</b>	<b>\$24,530</b>	<b>7,520</b>	<b>2.66</b>	<b>\$25,974</b>	<b>7,477</b>	<b>2.68</b>	<b>\$27,664</b>	<b>7,459</b>	<b>2.69</b>	<b>\$30,054</b>	<b>7,060</b>	<b>2.71</b>	<b>\$34,058</b>

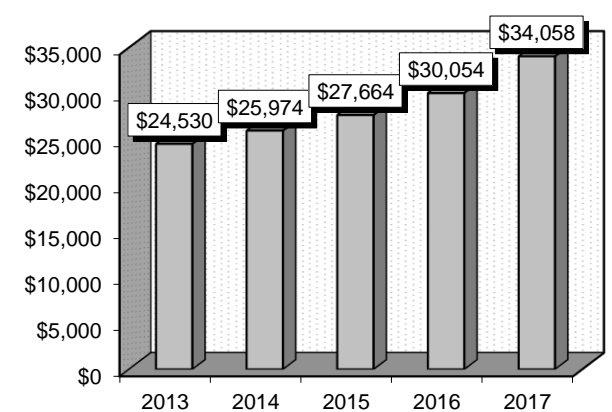
Patient Discharges (Cases)



Average Length of Stay (Avg LOS)



Average Billed Charges (Avg Bill)



County / Hospital	2013			2014			2015			2016			2017		
	Cases	Avg LOS	Avg Bill	Cases	Avg LOS	Avg Bill	Cases	Avg LOS	Avg Bill	Cases	Avg LOS	Avg Bill	Cases	Avg LOS	Avg Bill
<b>Clark</b>															
Centennial Hills	437	2.54	\$29,620	565	2.58	\$30,901	496	2.59	\$32,858	570	2.69	\$35,924	674	2.68	\$38,384
Desert Springs	0	0.00	\$0	0	0.00	\$0	0	0.00	\$0	0	0.00	\$0	0	0.00	\$0
Henderson Hospital	0	0.00	\$0	0	0.00	\$0	0	0.00	\$0	8	2.25	\$34,037	152	2.29	\$35,659
Mountain View	390	2.54	\$21,497	443	2.58	\$25,499	599	2.52	\$25,828	480	2.53	\$27,120	332	2.62	\$30,623
Mountain's Edge	0	0.00	\$0	0	0.00	\$0	0	0.00	\$0	0	0.00	\$0	0	0.00	\$0
North Vista	0	0.00	\$0	0	0.00	\$0	0	0.00	\$0	0	0.00	\$0	0	0.00	\$0
Southern Hills	319	2.52	\$22,621	337	2.62	\$24,742	390	2.64	\$26,907	340	2.55	\$29,833	279	2.84	\$36,439
Spring Valley	791	2.80	\$31,600	848	2.70	\$32,637	702	2.62	\$32,847	631	2.52	\$35,886	700	2.61	\$40,127
St. Rose-Rose de Lima	0	0.00	\$0	0	0.00	\$0	0	0.00	\$0	0	0.00	\$0	0	0.00	\$0
St. Rose-San Martin	228	2.62	\$26,906	238	2.74	\$30,052	273	2.68	\$31,114	304	2.65	\$33,234	262	2.62	\$35,396
St. Rose-Siena	898	2.65	\$27,268	773	2.72	\$29,398	861	2.67	\$30,914	1,010	2.68	\$32,597	911	2.81	\$35,696
Summerlin	892	2.76	\$31,552	976	2.71	\$32,170	1,082	2.66	\$33,707	1,247	2.70	\$36,875	1,247	2.74	\$40,389
Sunrise	1,098	2.55	\$20,055	1,125	2.56	\$21,357	1,157	2.62	\$23,589	1,059	2.64	\$25,272	872	2.60	\$29,718
UMC	630	2.46	\$18,417	566	2.29	\$19,595	425	2.39	\$26,102	327	2.49	\$28,695	327	2.60	\$36,852
Valley	501	2.43	\$30,220	122	2.51	\$32,597	0	0.00	\$0	0	0.00	\$0	0	0.00	\$0
<b>Total</b>	<b>6,184</b>	<b>2.61</b>	<b>\$26,046</b>	<b>5,993</b>	<b>2.61</b>	<b>\$27,555</b>	<b>5,985</b>	<b>2.61</b>	<b>\$29,288</b>	<b>5,976</b>	<b>2.63</b>	<b>\$32,080</b>	<b>5,756</b>	<b>2.68</b>	<b>\$36,455</b>
<b>Washoe</b>															
Carson Tahoe	177	2.41	\$25,460	146	2.39	\$25,999	190	2.43	\$26,854	166	2.40	\$26,653	157	2.42	\$27,997
Northern Nevada	0	0.00	\$0	0	0.00	\$0	0	0.00	\$0	0	0.00	\$0	0	0.00	\$0
Renown Regional	752	3.23	\$17,734	679	3.21	\$19,221	700	3.30	\$20,915	712	3.30	\$22,309	618	3.12	\$23,928
Renown S. Meadows	0	0.00	\$0	0	0.00	\$0	0	0.00	\$0	0	0.00	\$0	0	0.00	\$0
Saint Mary's	381	2.98	\$18,740	394	2.86	\$19,187	331	3.01	\$19,566	355	2.85	\$19,846	272	2.93	\$21,788
Sierra Surgery	0	0.00	\$0	0	0.00	\$0	0	0.00	\$0	0	0.00	\$0	0	0.00	\$0
<b>Total</b>	<b>1,310</b>	<b>3.05</b>	<b>\$19,070</b>	<b>1,219</b>	<b>3.00</b>	<b>\$20,022</b>	<b>1,221</b>	<b>3.09</b>	<b>\$21,473</b>	<b>1,233</b>	<b>3.05</b>	<b>\$22,185</b>	<b>1,047</b>	<b>2.97</b>	<b>\$23,982</b>
<b>Rural</b>															
Battle Mountain	0	0.00	\$0	0	0.00	\$0	0	0.00	\$0	0	0.00	\$0	0	0.00	\$0
Boulder City	0	0.00	\$0	0	0.00	\$0	0	0.00	\$0	0	0.00	\$0	0	0.00	\$0
Carson Valley	0	0.00	\$0	0	0.00	\$0	0	0.00	\$0	0	0.00	\$0	0	0.00	\$0
Churchill	72	2.17	\$15,980	82	2.17	\$16,629	73	2.07	\$15,289	66	2.03	\$15,953	70	2.07	\$17,536
Desert View	0	0.00	\$0	0	0.00	\$0	0	0.00	\$0	0	0.00	\$0	0	0.00	\$0
Grover C. Dils	0	0.00	\$0	0	0.00	\$0	0	0.00	\$0	0	0.00	\$0	0	0.00	\$0
Humboldt	49	2.73	\$18,861	49	2.63	\$21,443	61	2.54	\$20,877	40	2.40	\$20,592	59	2.46	\$22,279
Incline Village	0	0.00	\$0	0	0.00	\$0	0	0.00	\$0	0	0.00	\$0	0	0.00	\$0
Mesa View	20	2.55	\$16,034	27	2.48	\$16,859	34	2.56	\$17,909	28	2.93	\$19,519	14	2.50	\$18,573
Mount Grant	0	0.00	\$0	0	0.00	\$0	0	0.00	\$0	0	0.00	\$0	0	0.00	\$0
Northeastern	149	2.11	\$17,279	137	2.24	\$19,541	93	2.68	\$22,666	98	2.54	\$23,634	105	2.46	\$24,038
Nye	0	0.00	\$0	0	0.00	\$0	0	0.00	\$0	0	0.00	\$0	0	0.00	\$0
Pershing	0	0.00	\$0	0	0.00	\$0	0	0.00	\$0	0	0.00	\$0	0	0.00	\$0
South Lyon	0	0.00	\$0	0	0.00	\$0	0	0.00	\$0	0	0.00	\$0	0	0.00	\$0
William Bee Ririe	14	2.29	\$18,606	13	1.92	\$17,885	10	2.50	\$22,929	18	2.17	\$20,657	9	2.11	\$20,025
<b>Total</b>	<b>304</b>	<b>2.26</b>	<b>\$17,205</b>	<b>308</b>	<b>2.29</b>	<b>\$18,763</b>	<b>271</b>	<b>2.46</b>	<b>\$19,689</b>	<b>250</b>	<b>2.40</b>	<b>\$20,445</b>	<b>257</b>	<b>2.34</b>	<b>\$21,425</b>
<b>All Counties</b>	<b>7,798</b>	<b>2.67</b>	<b>\$24,530</b>	<b>7,520</b>	<b>2.66</b>	<b>\$25,974</b>	<b>7,477</b>	<b>2.68</b>	<b>\$27,664</b>	<b>7,459</b>	<b>2.69</b>	<b>\$30,054</b>	<b>7,060</b>	<b>2.71</b>	<b>\$34,058</b>

### Vaginal Delivery With Complicating Diagnoses (774)

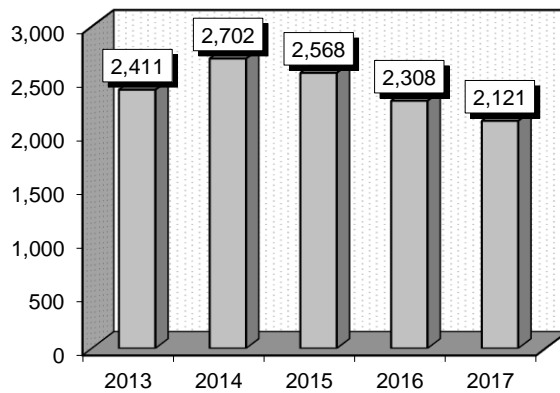
**Procedures:** that frequently accompanied Vaginal Delivery With Complicating Diagnoses were: 1) Other manually assisted delivery (7359), 2) Repair of other current obstetric laceration (7569), 3) Medical induction of labor (734), 4) Other artificial rupture of membranes (7309), 5) Administration of diphtheria-tetanus-pertussis, combined (9939), 6) Episiotomy (736), 7) Manual removal of retained placenta (754), 8) Other vacuum extraction (7279), 9) Prophylactic vaccination against influenza (9952), 10) Other fetal monitoring (7534).

**Definitions:** **Antepartum:** Occurring in the period before childbirth. **Vaginal delivery:** The birth of a fetus through the vagina. **Laceration:** A wound produced by the tearing of body tissue, as distinguished from a cut or incision. **Episiotomy:** A surgical incision made in the area between the vagina and anus (perineum). This is done during the last stages of labor and delivery to expand the opening of the vagina to prevent tearing during the delivery of the baby. **Perineum:** The mucocutaneous tissue between the posterior scrotum or vagina and the anal sphincter.

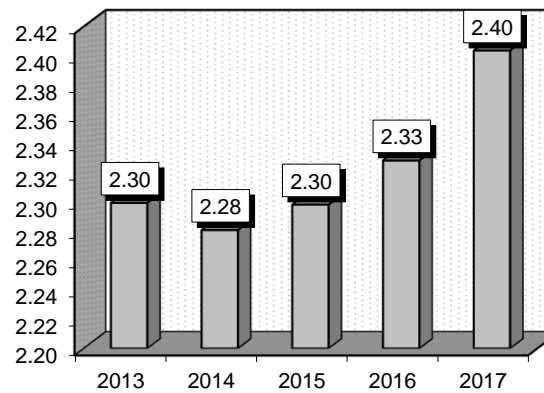
**Comment:** Common diagnoses associated with this procedure (listed in order of frequency) were: Perineal laceration, rupture, or tear involving: fourchette, hymen, labia, skin, vagina, vulva, pelvic floor, perineal muscles, vaginal muscles, (66401, 4, 11), cord entanglement (66331), abnormality in fetal heart rate or rhythm (6597), other specified infectious and parasitic diseases (6478), early onset delivery (64221).

Gender	2013			2014			2015			2016			2017		
	Cases	Avg LOS	Avg Bill	Cases	Avg LOS	Avg Bill	Cases	Avg LOS	Avg Bill	Cases	Avg LOS	Avg Bill	Cases	Avg LOS	Avg Bill
Male	0	0.00	\$0	0	0.00	\$0	0	0.00	\$0	0	0.00	\$0	0	0.00	\$0
Female	2,411	2.30	\$16,780	2,702	2.28	\$18,003	2,568	2.30	\$20,446	2,308	2.33	\$22,291	2,121	2.40	\$24,588
Age Group	Cases	Avg LOS	Avg Bill	Cases	Avg LOS	Avg Bill	Cases	Avg LOS	Avg Bill	Cases	Avg LOS	Avg Bill	Cases	Avg LOS	Avg Bill
0-17	61	2.49	\$17,615	81	2.28	\$16,762	66	2.23	\$18,925	56	2.50	\$26,141	36	2.31	\$23,187
18-35	2,052	2.30	\$16,703	2,299	2.23	\$17,726	2,172	2.30	\$20,439	1,984	2.31	\$22,064	1,819	2.39	\$24,292
36-49	298	2.24	\$17,139	321	2.61	\$20,285	330	2.28	\$20,799	266	2.47	\$23,248	266	2.53	\$26,796
50-64	0	0.00	\$0	1	3.00	\$20,792	0	0.00	\$0	2	1.50	\$12,048	0	0.00	\$0
65+	0	0.00	\$0	0	0.00	\$0	0	0.00	\$0	0	0.00	\$0	0	0.00	\$0
<b>Total</b>	<b>2,411</b>	<b>2.30</b>	<b>\$16,780</b>	<b>2,702</b>	<b>2.28</b>	<b>\$18,003</b>	<b>2,568</b>	<b>2.30</b>	<b>\$20,446</b>	<b>2,308</b>	<b>2.33</b>	<b>\$22,291</b>	<b>2,121</b>	<b>2.40</b>	<b>\$24,588</b>

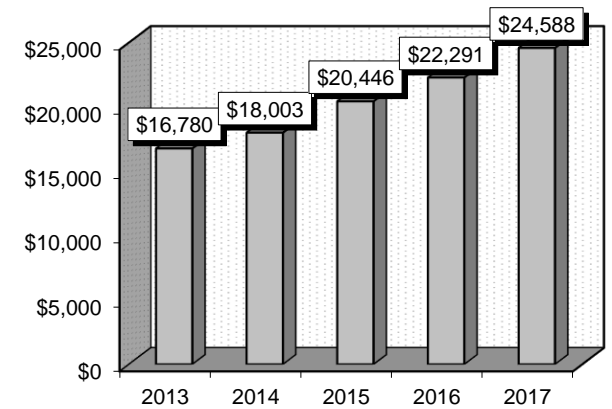
Patient Discharges (Cases)



Average Length of Stay (Avg LOS)



Average Billed Charges (Avg Bill)





County / Hospital	2013			2014			2015			2016			2017		
	Cases	Avg LOS	Avg Bill	Cases	Avg LOS	Avg Bill	Cases	Avg LOS	Avg Bill	Cases	Avg LOS	Avg Bill	Cases	Avg LOS	Avg Bill
<b>Clark</b>															
Centennial Hills	204	1.95	\$19,292	232	2.10	\$21,553	204	2.14	\$24,950	185	2.41	\$30,132	183	2.23	\$31,306
Desert Springs	0	0.00	\$0	0	0.00	\$0	0	0.00	\$0	1	3.00	\$65,904	0	0.00	\$0
Henderson Hospital	0	0.00	\$0	0	0.00	\$0	0	0.00	\$0	3	2.67	\$41,586	36	2.25	\$35,831
Mountain View	121	1.93	\$13,550	146	2.12	\$17,445	138	2.06	\$17,429	112	2.03	\$18,072	117	2.18	\$23,247
Mountain's Edge	0	0.00	\$0	0	0.00	\$0	0	0.00	\$0	0	0.00	\$0	0	0.00	\$0
North Vista	0	0.00	\$0	0	0.00	\$0	0	0.00	\$0	0	0.00	\$0	1	2.00	\$32,773
Southern Hills	116	2.33	\$17,472	125	2.17	\$16,187	129	2.31	\$22,171	76	2.50	\$25,658	52	2.31	\$28,776
Spring Valley	166	2.30	\$22,587	219	2.82	\$24,203	150	2.45	\$27,627	159	2.36	\$26,818	127	2.50	\$32,400
St. Rose-Rose de Lima	0	0.00	\$0	0	0.00	\$0	0	0.00	\$0	0	0.00	\$0	0	0.00	\$0
St. Rose-San Martin	41	2.32	\$25,394	67	2.01	\$24,602	79	2.56	\$29,909	94	2.93	\$31,503	60	2.63	\$31,057
St. Rose-Siena	154	2.12	\$24,453	158	2.70	\$29,566	144	2.08	\$26,669	154	2.38	\$29,745	142	2.69	\$32,108
Summerlin	194	2.78	\$27,439	251	2.86	\$28,813	337	2.51	\$28,337	328	2.34	\$30,224	279	2.56	\$32,959
Sunrise	187	2.41	\$17,298	212	2.24	\$17,858	281	2.31	\$19,938	196	2.18	\$22,092	138	2.22	\$25,715
UMC	442	2.50	\$11,501	469	1.97	\$11,453	379	2.19	\$16,379	285	2.22	\$17,655	257	2.82	\$24,333
Valley	86	2.16	\$22,852	16	3.56	\$30,603	0	0.00	\$0	0	0.00	\$0	0	0.00	\$0
<b>Total</b>	<b>1,711</b>	<b>2.33</b>	<b>\$18,565</b>	<b>1,895</b>	<b>2.33</b>	<b>\$20,090</b>	<b>1,841</b>	<b>2.29</b>	<b>\$22,848</b>	<b>1,593</b>	<b>2.33</b>	<b>\$25,625</b>	<b>1,392</b>	<b>2.49</b>	<b>\$29,313</b>
<b>Washoe</b>															
Carson Tahoe	102	2.36	\$12,355	113	1.90	\$13,186	107	1.87	\$13,399	137	1.92	\$13,396	93	1.91	\$14,756
Northern Nevada	0	0.00	\$0	0	0.00	\$0	0	0.00	\$0	0	0.00	\$0	0	0.00	\$0
Renown Regional	387	2.33	\$12,546	489	2.19	\$12,714	394	2.53	\$14,256	368	2.53	\$15,968	415	2.46	\$16,705
Renown S. Meadows	0	0.00	\$0	0	0.00	\$0	0	0.00	\$0	0	0.00	\$0	0	0.00	\$0
Saint Mary's	108	2.31	\$13,268	117	2.51	\$15,085	150	2.37	\$15,063	143	2.41	\$14,196	120	2.25	\$13,800
Sierra Surgery	0	0.00	\$0	0	0.00	\$0	0	0.00	\$0	0	0.00	\$0	0	0.00	\$0
<b>Total</b>	<b>597</b>	<b>2.33</b>	<b>\$12,644</b>	<b>719</b>	<b>2.20</b>	<b>\$13,174</b>	<b>651</b>	<b>2.39</b>	<b>\$14,301</b>	<b>648</b>	<b>2.38</b>	<b>\$15,033</b>	<b>628</b>	<b>2.34</b>	<b>\$15,861</b>
<b>Rural</b>															
Battle Mountain	0	0.00	\$0	0	0.00	\$0	0	0.00	\$0	0	0.00	\$0	0	0.00	\$0
Boulder City	0	0.00	\$0	0	0.00	\$0	0	0.00	\$0	0	0.00	\$0	0	0.00	\$0
Carson Valley	0	0.00	\$0	0	0.00	\$0	0	0.00	\$0	0	0.00	\$0	0	0.00	\$0
Churchill	37	1.68	\$7,630	29	1.59	\$9,277	15	1.53	\$8,047	14	1.64	\$8,674	27	1.41	\$8,368
Desert View	0	0.00	\$0	0	0.00	\$0	0	0.00	\$0	0	0.00	\$0	0	0.00	\$0
Grover C. Dils	0	0.00	\$0	0	0.00	\$0	0	0.00	\$0	0	0.00	\$0	0	0.00	\$0
Humboldt	10	1.60	\$8,399	9	1.33	\$7,109	10	1.00	\$6,568	5	1.60	\$7,227	15	1.33	\$8,047
Incline Village	0	0.00	\$0	0	0.00	\$0	0	0.00	\$0	0	0.00	\$0	0	0.00	\$0
Mesa View	5	2.00	\$10,333	6	2.17	\$8,569	1	2.00	\$5,828	8	1.63	\$6,514	4	1.50	\$6,370
Mount Grant	0	0.00	\$0	0	0.00	\$0	0	0.00	\$0	0	0.00	\$0	0	0.00	\$0
Northeastern	42	1.45	\$14,560	38	2.00	\$16,963	41	2.05	\$19,952	34	1.85	\$18,523	46	1.74	\$20,022
Nye	0	0.00	\$0	0	0.00	\$0	0	0.00	\$0	0	0.00	\$0	0	0.00	\$0
Pershing	0	0.00	\$0	0	0.00	\$0	0	0.00	\$0	0	0.00	\$0	0	0.00	\$0
South Lyon	0	0.00	\$0	0	0.00	\$0	0	0.00	\$0	0	0.00	\$0	1	1.00	\$1,645
William Bee Ririe	9	1.89	\$12,615	6	1.67	\$11,982	9	2.11	\$13,697	6	1.67	\$7,665	8	1.75	\$11,358
<b>Total</b>	<b>103</b>	<b>1.61</b>	<b>\$11,097</b>	<b>88</b>	<b>1.78</b>	<b>\$12,510</b>	<b>76</b>	<b>1.82</b>	<b>\$14,915</b>	<b>67</b>	<b>1.75</b>	<b>\$13,216</b>	<b>101</b>	<b>1.57</b>	<b>\$13,719</b>
<b>All Counties</b>	<b>2,411</b>	<b>2.30</b>	<b>\$16,780</b>	<b>2,702</b>	<b>2.28</b>	<b>\$18,003</b>	<b>2,568</b>	<b>2.30</b>	<b>\$20,446</b>	<b>2,308</b>	<b>2.33</b>	<b>\$22,291</b>	<b>2,121</b>	<b>2.40</b>	<b>\$24,588</b>

### Vaginal Delivery Without Complicating Diagnoses (775)

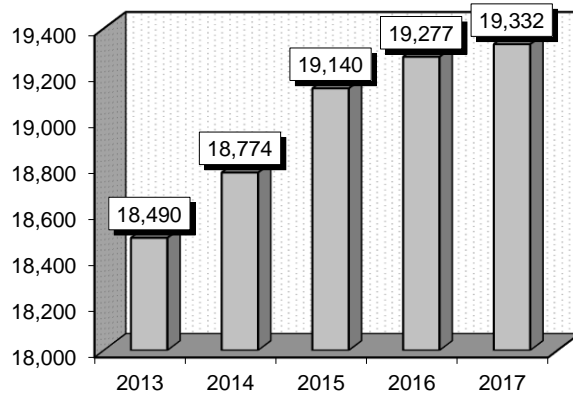
**Procedures:** that frequently accompanied Vaginal Delivery Without Complicating Diagnoses were: 1) Other manually assisted delivery (7359), 2) Repair of other current obstetric laceration (7569), 3) Other artificial rupture of membranes (7309), 4) Medical induction of labor (734), 5) Episiotomy (736), 6) Administration of diphtheria-tetanus-pertussis, combined (9939), 7) Other vacuum extraction (7279), 8) Other fetal monitoring (7534), 9) Prophylactic vaccination against influenza (9952), 10) Induction of labor by artificial rupture of membranes (7301).

**Definitions:** **Antepartum:** Occurring in the period before childbirth. **Vaginal delivery:** The birth of a fetus through the vagina. **Laceration:** A wound produced by the tearing of body tissue, as distinguished from a cut or incision. **Episiotomy:** A surgical incision made in the area between the vagina and anus (perineum). This is done during the last stages of labor and delivery to expand the opening of the vagina to prevent tearing during the delivery of the baby. **Perineum:** The mucocutaneous tissue between the posterior scrotum or vagina and the anal sphincter.

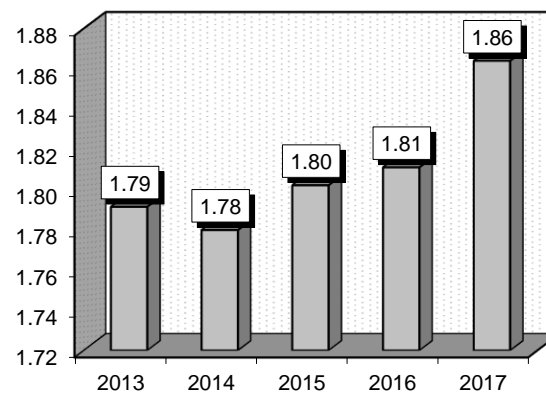
**Comment:** Diagnoses included in this procedure include, but are not limited to, normal delivery, drug dependence-delivered, twin pregnancy-delivered, premature rupture of membranes-delivered, breech presentation-delivered, maternal stress-delivered, and cord prolapse-delivered. Common diagnoses associated with this DRG (listed in order of frequency) are: Perineal laceration, rupture, or tear involving: fourchette, hymen, labia, skin, vagina, vulva, pelvic floor, perineal muscles, vaginal muscles, (66401, 4, 11), cord entanglement (66331), pregnancy over 40 completed weeks to 42 completed weeks gestation (6451).

Gender	2013			2014			2015			2016			2017		
	Cases	Avg LOS	Avg Bill	Cases	Avg LOS	Avg Bill	Cases	Avg LOS	Avg Bill	Cases	Avg LOS	Avg Bill	Cases	Avg LOS	Avg Bill
Male	0	0.00	\$0	0	0.00	\$0	0	0.00	\$0	0	0.00	\$0	0	0.00	\$0
Female	18,490	1.79	\$14,584	18,774	1.78	\$15,674	19,140	1.80	\$17,013	19,277	1.81	\$18,496	19,332	1.86	\$20,487
Age Group	Cases	Avg LOS	Avg Bill	Cases	Avg LOS	Avg Bill	Cases	Avg LOS	Avg Bill	Cases	Avg LOS	Avg Bill	Cases	Avg LOS	Avg Bill
0-17	481	1.94	\$14,445	456	1.93	\$15,769	454	1.98	\$16,961	399	2.01	\$18,046	363	2.10	\$20,769
18-35	16,401	1.79	\$14,586	16,659	1.78	\$15,673	16,902	1.80	\$17,014	17,028	1.81	\$18,461	17,047	1.86	\$20,471
36-49	1,608	1.73	\$14,609	1,659	1.74	\$15,652	1,784	1.81	\$17,013	1,850	1.80	\$18,914	1,922	1.85	\$20,568
50-64	0	0.00	\$0	0	0.00	\$0	0	0.00	\$0	0	0.00	\$0	0	0.00	\$0
65+	0	0.00	\$0	0	0.00	\$0	0	0.00	\$0	0	0.00	\$0	0	0.00	\$0
<b>Total</b>	<b>18,490</b>	<b>1.79</b>	<b>\$14,584</b>	<b>18,774</b>	<b>1.78</b>	<b>\$15,674</b>	<b>19,140</b>	<b>1.80</b>	<b>\$17,013</b>	<b>19,277</b>	<b>1.81</b>	<b>\$18,496</b>	<b>19,332</b>	<b>1.86</b>	<b>\$20,487</b>

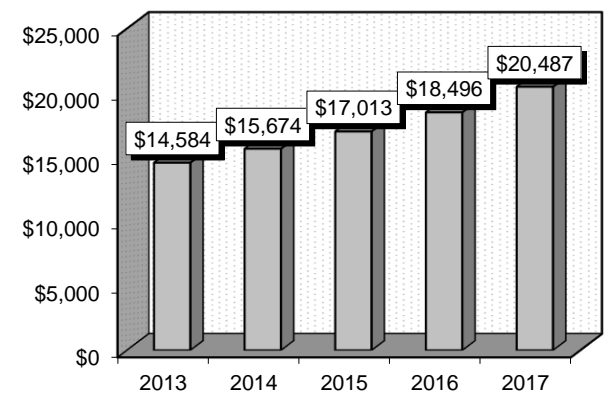
Patient Discharges (Cases)



Average Length of Stay (Avg LOS)



Average Billed Charges (Avg Bill)



County / Hospital	2013			2014			2015			2016			2017		
	Cases	Avg LOS	Avg Bill	Cases	Avg LOS	Avg Bill	Cases	Avg LOS	Avg Bill	Cases	Avg LOS	Avg Bill	Cases	Avg LOS	Avg Bill
<b>Clark</b>															
Centennial Hills	1,068	1.70	\$17,481	1,416	1.72	\$19,181	1,528	1.71	\$21,464	1,705	1.71	\$22,880	1,847	1.70	\$25,090
Desert Springs	0	0.00	\$0	0	0.00	\$0	0	0.00	\$0	0	0.00	\$0	0	0.00	\$0
Henderson Hospital	0	0.00	\$0	0	0.00	\$0	0	0.00	\$0	11	1.64	\$24,044	363	1.74	\$24,673
Mountain View	1,016	1.74	\$11,471	1,234	1.80	\$15,356	1,434	1.78	\$14,808	1,390	1.77	\$15,224	1,264	1.84	\$17,263
Mountain's Edge	0	0.00	\$0	0	0.00	\$0	0	0.00	\$0	0	0.00	\$0	0	0.00	\$0
North Vista	0	0.00	\$0	0	0.00	\$0	0	0.00	\$0	0	0.00	\$0	0	0.00	\$0
Southern Hills	634	1.80	\$13,569	714	1.81	\$14,315	702	1.90	\$18,011	626	1.86	\$20,582	542	1.88	\$22,459
Spring Valley	1,233	2.06	\$19,717	1,618	2.03	\$20,618	1,350	1.96	\$21,949	1,286	1.76	\$23,010	1,410	1.87	\$25,145
St. Rose-Rose de Lima	0	0.00	\$0	0	0.00	\$0	0	0.00	\$0	0	0.00	\$0	0	0.00	\$0
St. Rose-San Martin	557	1.73	\$20,352	526	1.85	\$22,055	635	1.94	\$23,861	757	1.88	\$25,157	701	1.98	\$26,723
St. Rose-Siena	1,769	1.80	\$21,118	1,752	1.83	\$22,803	1,743	1.86	\$23,871	2,006	1.84	\$25,087	1,961	1.93	\$26,929
Summerlin	1,832	1.92	\$21,635	1,997	1.86	\$21,794	2,502	1.88	\$23,239	2,720	1.96	\$24,950	2,720	1.91	\$26,713
Sunrise	2,528	1.83	\$12,756	2,588	1.84	\$13,764	2,563	1.87	\$15,114	2,552	1.87	\$16,461	2,459	1.92	\$18,815
UMC	1,772	1.83	\$7,823	1,723	1.59	\$8,654	1,565	1.57	\$10,993	1,502	1.70	\$11,975	1,217	1.92	\$14,488
Valley	1,165	1.61	\$17,926	296	1.66	\$18,754	0	0.00	\$0	1	1.00	\$18,035	0	0.00	\$0
<b>Total</b>	<b>13,574</b>	<b>1.82</b>	<b>\$16,101</b>	<b>13,864</b>	<b>1.81</b>	<b>\$17,372</b>	<b>14,022</b>	<b>1.83</b>	<b>\$19,052</b>	<b>14,556</b>	<b>1.83</b>	<b>\$20,621</b>	<b>14,484</b>	<b>1.88</b>	<b>\$22,980</b>
<b>Washoe</b>															
Carson Tahoe	543	1.53	\$10,283	529	1.57	\$10,773	589	1.56	\$11,378	459	1.63	\$11,188	510	1.73	\$12,460
Northern Nevada	0	0.00	\$0	0	0.00	\$0	0	0.00	\$0	0	0.00	\$0	0	0.00	\$0
Renown Regional	2,382	1.80	\$10,314	2,310	1.78	\$10,843	2,429	1.85	\$11,702	2,376	1.88	\$12,634	2,552	1.90	\$14,014
Renown S. Meadows	0	0.00	\$0	0	0.00	\$0	0	0.00	\$0	0	0.00	\$0	0	0.00	\$0
Saint Mary's	1,081	1.86	\$10,742	1,160	1.74	\$11,304	1,329	1.77	\$11,434	1,227	1.78	\$11,407	1,046	1.93	\$11,937
Sierra Surgery	0	0.00	\$0	0	0.00	\$0	0	0.00	\$0	0	0.00	\$0	0	0.00	\$0
<b>Total</b>	<b>4,006</b>	<b>1.78</b>	<b>\$10,425</b>	<b>3,999</b>	<b>1.74</b>	<b>\$10,967</b>	<b>4,347</b>	<b>1.79</b>	<b>\$11,576</b>	<b>4,062</b>	<b>1.82</b>	<b>\$12,100</b>	<b>4,108</b>	<b>1.89</b>	<b>\$13,292</b>
<b>Rural</b>															
Battle Mountain	0	0.00	\$0	0	0.00	\$0	0	0.00	\$0	0	0.00	\$0	0	0.00	\$0
Boulder City	0	0.00	\$0	0	0.00	\$0	0	0.00	\$0	0	0.00	\$0	0	0.00	\$0
Carson Valley	0	0.00	\$0	0	0.00	\$0	0	0.00	\$0	0	0.00	\$0	0	0.00	\$0
Churchill	196	1.42	\$6,892	233	1.39	\$7,228	205	1.48	\$7,513	168	1.35	\$7,346	211	1.45	\$7,838
Desert View	0	0.00	\$0	0	0.00	\$0	0	0.00	\$0	0	0.00	\$0	0	0.00	\$0
Grover C. Dils	0	0.00	\$0	0	0.00	\$0	0	0.00	\$0	0	0.00	\$0	0	0.00	\$0
Humboldt	188	1.23	\$6,596	160	1.24	\$6,787	184	1.23	\$6,319	167	1.23	\$6,709	135	1.37	\$7,028
Incline Village	0	0.00	\$0	0	0.00	\$0	0	0.00	\$0	0	0.00	\$0	0	0.00	\$0
Mesa View	63	1.56	\$6,314	71	1.68	\$6,404	63	1.56	\$6,257	50	1.54	\$6,149	43	1.51	\$6,720
Mount Grant	0	0.00	\$0	0	0.00	\$0	0	0.00	\$0	0	0.00	\$0	0	0.00	\$0
Northeastern	414	1.51	\$13,984	400	1.51	\$14,461	288	1.53	\$16,525	243	1.55	\$17,503	308	1.59	\$17,230
Nye	0	0.00	\$0	0	0.00	\$0	0	0.00	\$0	0	0.00	\$0	0	0.00	\$0
Pershing	0	0.00	\$0	0	0.00	\$0	0	0.00	\$0	0	0.00	\$0	0	0.00	\$0
South Lyon	1	1.00	\$6,840	2	1.00	\$7,073	0	0.00	\$0	0	0.00	\$0	0	0.00	\$0
William Bee Ririe	48	1.65	\$11,431	45	1.76	\$11,711	31	1.39	\$9,469	31	1.45	\$10,324	43	1.51	\$9,370
<b>Total</b>	<b>910</b>	<b>1.44</b>	<b>\$10,257</b>	<b>911</b>	<b>1.45</b>	<b>\$10,483</b>	<b>771</b>	<b>1.44</b>	<b>\$10,570</b>	<b>659</b>	<b>1.41</b>	<b>\$10,979</b>	<b>740</b>	<b>1.50</b>	<b>\$11,623</b>
<b>All Counties</b>	<b>18,490</b>	<b>1.79</b>	<b>\$14,584</b>	<b>18,774</b>	<b>1.78</b>	<b>\$15,674</b>	<b>19,140</b>	<b>1.80</b>	<b>\$17,013</b>	<b>19,277</b>	<b>1.81</b>	<b>\$18,496</b>	<b>19,332</b>	<b>1.86</b>	<b>\$20,487</b>

### False Labor (780)

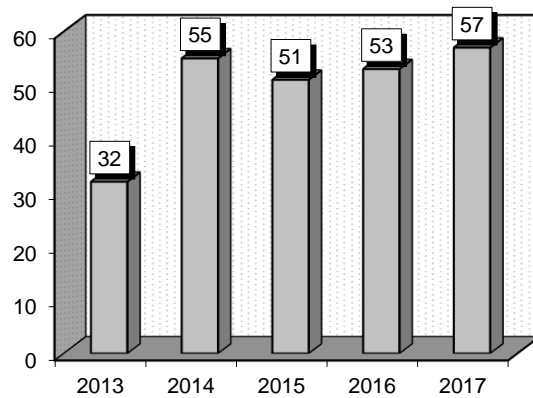
**Diagnoses:** that frequently accompanied False Labor were: 1) Other threatened labor, antepartum condition or complication (64413).

**Definitions: False labor:** Regular or irregular contractions of the uterus with no changes in the cervix. The experience of contractions that do not open or thin the cervix. Compared to true labor, false labor contractions may occur irregularly and do not get closer together. False labor contractions may stop when you walk or change position.

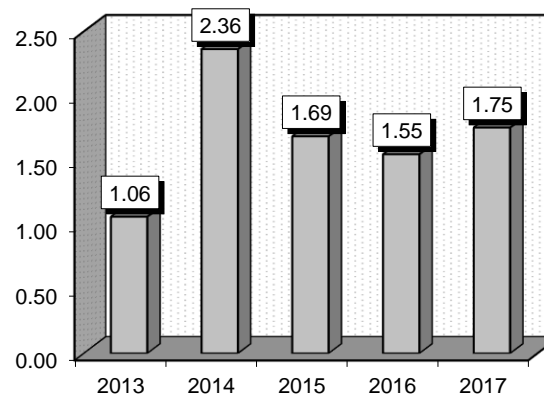
**Comment:** Procedures related to false labor are: Fetal monitoring (7534) and diagnostic amniocentesis (751).

Gender	2013			2014			2015			2016			2017		
	Cases	Avg LOS	Avg Bill	Cases	Avg LOS	Avg Bill	Cases	Avg LOS	Avg Bill	Cases	Avg LOS	Avg Bill	Cases	Avg LOS	Avg Bill
Male	0	0.00	\$0	0	0.00	\$0	0	0.00	\$0	0	0.00	\$0	0	0.00	\$0
Female	32	1.06	\$5,612	55	2.36	\$13,003	51	1.69	\$9,025	53	1.55	\$10,646	57	1.75	\$8,917
Age Group	Cases	Avg LOS	Avg Bill	Cases	Avg LOS	Avg Bill	Cases	Avg LOS	Avg Bill	Cases	Avg LOS	Avg Bill	Cases	Avg LOS	Avg Bill
0-17	4	1.00	\$5,004	2	1.00	\$6,299	1	1.00	\$5,183	1	1.00	\$2,941	1	1.00	\$13,161
18-35	24	1.08	\$5,636	49	2.51	\$13,761	48	1.73	\$9,286	48	1.54	\$10,899	51	1.20	\$8,493
36-49	4	1.00	\$6,074	4	1.25	\$7,070	2	1.00	\$4,677	4	1.75	\$9,535	5	7.60	\$12,397
50-64	0	0.00	\$0	0	0.00	\$0	0	0.00	\$0	0	0.00	\$0	0	0.00	\$0
65+	0	0.00	\$0	0	0.00	\$0	0	0.00	\$0	0	0.00	\$0	0	0.00	\$0
<b>Total</b>	<b>32</b>	<b>1.06</b>	<b>\$5,612</b>	<b>55</b>	<b>2.36</b>	<b>\$13,003</b>	<b>51</b>	<b>1.69</b>	<b>\$9,025</b>	<b>53</b>	<b>1.55</b>	<b>\$10,646</b>	<b>57</b>	<b>1.75</b>	<b>\$8,917</b>

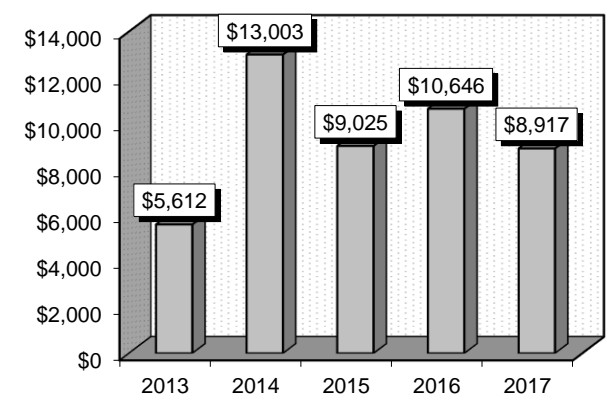
**Patient Discharges (Cases)**



**Average Length of Stay (Avg LOS)**



**Average Billed Charges (Avg Bill)**



County / Hospital	2013			2014			2015			2016			2017		
	Cases	Avg LOS	Avg Bill	Cases	Avg LOS	Avg Bill	Cases	Avg LOS	Avg Bill	Cases	Avg LOS	Avg Bill	Cases	Avg LOS	Avg Bill
<b>Clark</b>															
Centennial Hills	2	1.00	\$6,344	0	0.00	\$0	2	8.50	\$49,448	3	1.00	\$8,436	0	0.00	\$0
Desert Springs	0	0.00	\$0	0	0.00	\$0	0	0.00	\$0	0	0.00	\$0	0	0.00	\$0
Henderson Hospital	0	0.00	\$0	0	0.00	\$0	0	0.00	\$0	0	0.00	\$0	2	1.00	\$9,295
Mountain View	0	0.00	\$0	0	0.00	\$0	1	1.00	\$3,344	1	1.00	\$5,222	3	1.00	\$6,847
Mountain's Edge	0	0.00	\$0	0	0.00	\$0	0	0.00	\$0	0	0.00	\$0	0	0.00	\$0
North Vista	0	0.00	\$0	0	0.00	\$0	0	0.00	\$0	0	0.00	\$0	0	0.00	\$0
Southern Hills	2	1.00	\$6,083	1	1.00	\$2	4	1.00	\$3,088	4	1.75	\$14,676	4	1.00	\$8,171
Spring Valley	1	1.00	\$5,660	1	1.00	\$4,378	2	2.00	\$10,691	1	2.00	\$20,663	4	1.00	\$4,968
St. Rose-Rose de Lima	0	0.00	\$0	0	0.00	\$0	0	0.00	\$0	0	0.00	\$0	0	0.00	\$0
St. Rose-San Martin	1	2.00	\$28,070	4	1.00	\$3,568	3	1.00	\$3,631	3	1.00	\$11,038	3	1.67	\$14,226
St. Rose-Siena	3	1.00	\$4,202	2	1.00	\$4,452	6	2.33	\$12,098	3	1.33	\$12,230	10	4.50	\$12,334
Summerlin	5	1.00	\$5,397	27	3.67	\$20,332	18	1.11	\$5,890	8	1.00	\$6,200	4	1.25	\$10,479
Sunrise	5	1.00	\$6,149	13	1.15	\$8,490	11	1.45	\$10,461	8	1.88	\$16,230	9	1.00	\$9,794
UMC	2	1.00	\$4,548	0	0.00	\$0	0	0.00	\$0	4	1.50	\$20,040	4	1.00	\$9,921
Valley	0	0.00	\$0	1	1.00	\$7,538	0	0.00	\$0	0	0.00	\$0	0	0.00	\$0
<b>Total</b>	<b>21</b>	<b>1.05</b>	<b>\$6,572</b>	<b>49</b>	<b>2.51</b>	<b>\$14,172</b>	<b>47</b>	<b>1.68</b>	<b>\$9,373</b>	<b>35</b>	<b>1.40</b>	<b>\$12,551</b>	<b>43</b>	<b>1.88</b>	<b>\$9,941</b>
<b>Washoe</b>															
Carson Tahoe	0	0.00	\$0	0	0.00	\$0	1	1.00	\$2,525	2	1.00	\$4,298	3	1.00	\$1,680
Northern Nevada	0	0.00	\$0	0	0.00	\$0	0	0.00	\$0	0	0.00	\$0	0	0.00	\$0
Renown Regional	7	1.14	\$3,137	4	1.25	\$3,518	3	2.00	\$5,734	15	2.00	\$7,617	7	1.57	\$6,917
Renown S. Meadows	0	0.00	\$0	0	0.00	\$0	0	0.00	\$0	0	0.00	\$0	0	0.00	\$0
Saint Mary's	3	1.00	\$5,182	1	1.00	\$2,635	0	0.00	\$0	1	1.00	\$2,060	2	1.50	\$7,030
Sierra Surgery	0	0.00	\$0	0	0.00	\$0	0	0.00	\$0	0	0.00	\$0	0	0.00	\$0
<b>Total</b>	<b>10</b>	<b>1.10</b>	<b>\$3,751</b>	<b>5</b>	<b>1.20</b>	<b>\$3,342</b>	<b>4</b>	<b>1.75</b>	<b>\$4,932</b>	<b>18</b>	<b>1.83</b>	<b>\$6,940</b>	<b>12</b>	<b>1.42</b>	<b>\$5,626</b>
<b>Rural</b>															
Battle Mountain	0	0.00	\$0	0	0.00	\$0	0	0.00	\$0	0	0.00	\$0	0	0.00	\$0
Boulder City	0	0.00	\$0	0	0.00	\$0	0	0.00	\$0	0	0.00	\$0	0	0.00	\$0
Carson Valley	0	0.00	\$0	0	0.00	\$0	0	0.00	\$0	0	0.00	\$0	0	0.00	\$0
Churchill	0	0.00	\$0	0	0.00	\$0	0	0.00	\$0	0	0.00	\$0	2	1.00	\$6,665
Desert View	0	0.00	\$0	0	0.00	\$0	0	0.00	\$0	0	0.00	\$0	0	0.00	\$0
Grover C. Dils	0	0.00	\$0	0	0.00	\$0	0	0.00	\$0	0	0.00	\$0	0	0.00	\$0
Humboldt	0	0.00	\$0	0	0.00	\$0	0	0.00	\$0	0	0.00	\$0	0	0.00	\$0
Incline Village	0	0.00	\$0	0	0.00	\$0	0	0.00	\$0	0	0.00	\$0	0	0.00	\$0
Mesa View	0	0.00	\$0	0	0.00	\$0	0	0.00	\$0	0	0.00	\$0	0	0.00	\$0
Mount Grant	0	0.00	\$0	0	0.00	\$0	0	0.00	\$0	0	0.00	\$0	0	0.00	\$0
Northeastern	0	0.00	\$0	0	0.00	\$0	0	0.00	\$0	0	0.00	\$0	0	0.00	\$0
Nye	1	1.00	\$4,055	0	0.00	\$0	0	0.00	\$0	0	0.00	\$0	0	0.00	\$0
Pershing	0	0.00	\$0	0	0.00	\$0	0	0.00	\$0	0	0.00	\$0	0	0.00	\$0
South Lyon	0	0.00	\$0	0	0.00	\$0	0	0.00	\$0	0	0.00	\$0	0	0.00	\$0
William Bee Ririe	0	0.00	\$0	1	1.00	\$4,030	0	0.00	\$0	0	0.00	\$0	0	0.00	\$0
<b>Total</b>	<b>1</b>	<b>1.00</b>	<b>\$4,055</b>	<b>1</b>	<b>1.00</b>	<b>\$4,030</b>	<b>0</b>	<b>0.00</b>	<b>\$0</b>	<b>0</b>	<b>0.00</b>	<b>\$0</b>	<b>2</b>	<b>1.00</b>	<b>\$6,665</b>
<b>All Counties</b>	<b>32</b>	<b>1.06</b>	<b>\$5,612</b>	<b>55</b>	<b>2.36</b>	<b>\$13,003</b>	<b>51</b>	<b>1.69</b>	<b>\$9,025</b>	<b>53</b>	<b>1.55</b>	<b>\$10,646</b>	<b>57</b>	<b>1.75</b>	<b>\$8,917</b>

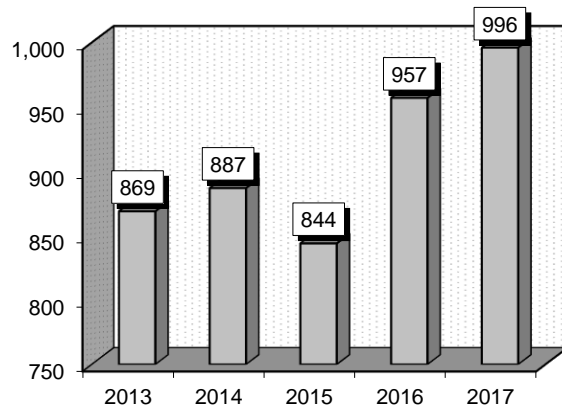
### Prematurity With Major Problems (791)

**Diagnoses:** that frequently accompanied Prematurity With Major Problems were: 1) Need for prophylactic vaccination and inoculation against viral hepatitis (V053), 2) Neonatal jaundice associated with preterm delivery (7742), 3) Other respiratory problems after birth (77089), 4) Observation for suspected infectious condition (V290), 5) Anemia of prematurity (7766), 6) Ostium secundum type atrial septal defect (7455), 7) Septicemia [sepsis] of newborn (77181).

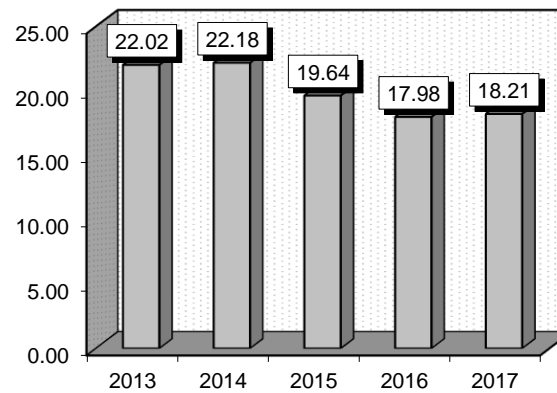
**Definitions:** **Liveborn:** An infant who shows evidence of life after birth; life is considered to be present after birth if any one of the following is observed: 1) the infant breathes; 2) the infant shows beating of the heart; 3) pulsation of the umbilical cord occurs; or 4) definite movement of voluntary muscles occurs. **Cesarean section:** A surgical procedure in which incisions are made through a woman's abdomen and uterus to deliver her baby. **Jaundice:** A medical condition with yellowing of the skin or whites of the eyes, arising from excess of the pigment bilirubin and typically caused by obstruction of the bile duct, by liver disease, or by excessive breakdown of red blood cells. **Septicemia:** Systemic disease caused by the spread of microorganisms and their toxins through circulating blood; formerly called "blood poisoning". **Infusion:** The introduction of a substance, such as a fluid, electrolyte, nutrient, or drug, directly into a vein or interstitially by means of gravity flow. **Endotracheal tube:** A tube inserted (as through the nose or mouth) into the trachea to maintain an unobstructed passageway especially to deliver oxygen or anesthesia to the lungs-called also breathing tube.

Gender	2013			2014			2015			2016			2017		
	Cases	Avg LOS	Avg Bill	Cases	Avg LOS	Avg Bill	Cases	Avg LOS	Avg Bill	Cases	Avg LOS	Avg Bill	Cases	Avg LOS	Avg Bill
Male	485	22.04	\$139,971	502	22.74	\$158,417	456	18.97	\$134,529	522	18.70	\$131,821	523	18.41	\$130,990
Female	384	22.00	\$133,519	385	21.46	\$148,232	388	20.43	\$139,833	435	17.11	\$107,325	473	17.99	\$131,987
Age Group	Cases	Avg LOS	Avg Bill	Cases	Avg LOS	Avg Bill	Cases	Avg LOS	Avg Bill	Cases	Avg LOS	Avg Bill	Cases	Avg LOS	Avg Bill
0-17	869	22.02	\$137,120	887	22.18	\$153,996	844	19.64	\$136,967	957	17.98	\$120,687	996	18.21	\$131,463
18-35	0	0.00	\$0	0	0.00	\$0	0	0.00	\$0	0	0.00	\$0	0	0.00	\$0
36-49	0	0.00	\$0	0	0.00	\$0	0	0.00	\$0	0	0.00	\$0	0	0.00	\$0
50-64	0	0.00	\$0	0	0.00	\$0	0	0.00	\$0	0	0.00	\$0	0	0.00	\$0
65+	0	0.00	\$0	0	0.00	\$0	0	0.00	\$0	0	0.00	\$0	0	0.00	\$0
<b>Total</b>	<b>869</b>	<b>22.02</b>	<b>\$137,120</b>	<b>887</b>	<b>22.18</b>	<b>\$153,996</b>	<b>844</b>	<b>19.64</b>	<b>\$136,967</b>	<b>957</b>	<b>17.98</b>	<b>\$120,687</b>	<b>996</b>	<b>18.21</b>	<b>\$131,463</b>

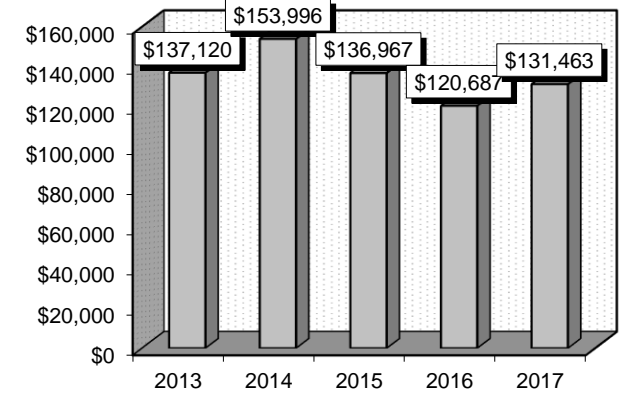
Patient Discharges (Cases)



Average Length of Stay (Avg LOS)



Average Billed Charges (Avg Bill)



County / Hospital	2013			2014			2015			2016			2017		
	Cases	Avg LOS	Avg Bill	Cases	Avg LOS	Avg Bill	Cases	Avg LOS	Avg Bill	Cases	Avg LOS	Avg Bill	Cases	Avg LOS	Avg Bill
<b>Clark</b>															
Centennial Hills	38	13.89	\$75,772	49	11.55	\$65,938	49	12.10	\$84,133	67	16.13	\$118,101	66	18.95	\$163,133
Desert Springs	0	0.00	\$0	0	0.00	\$0	0	0.00	\$0	0	0.00	\$0	0	0.00	\$0
Henderson Hospital	0	0.00	\$0	0	0.00	\$0	0	0.00	\$0	0	0.00	\$0	5	2.40	\$8,509
Mountain View	33	14.42	\$55,848	38	11.58	\$49,331	31	12.13	\$54,382	46	11.43	\$59,299	40	14.08	\$71,759
Mountain's Edge	0	0.00	\$0	0	0.00	\$0	0	0.00	\$0	0	0.00	\$0	0	0.00	\$0
North Vista	0	0.00	\$0	0	0.00	\$0	0	0.00	\$0	0	0.00	\$0	0	0.00	\$0
Southern Hills	33	18.39	\$84,270	27	12.07	\$51,878	30	10.83	\$51,970	41	9.22	\$43,008	31	7.13	\$30,137
Spring Valley	65	23.00	\$160,721	94	22.99	\$160,945	89	16.73	\$104,987	71	16.79	\$120,550	73	15.86	\$111,295
St. Rose-Rose de Lima	0	0.00	\$0	0	0.00	\$0	0	0.00	\$0	0	0.00	\$0	0	0.00	\$0
St. Rose-San Martin	31	15.35	\$72,470	9	13.56	\$71,488	28	12.25	\$55,505	32	15.28	\$83,504	19	21.26	\$105,951
St. Rose-Siena	55	24.29	\$145,452	90	23.71	\$158,402	75	21.19	\$141,280	121	18.57	\$111,788	115	19.84	\$123,306
Summerlin	119	20.07	\$137,482	124	23.47	\$189,074	124	19.81	\$157,432	134	16.04	\$118,531	151	16.66	\$132,918
Sunrise	207	29.03	\$228,088	206	29.37	\$265,914	187	24.09	\$240,295	175	22.14	\$212,242	213	21.52	\$225,218
UMC	124	12.40	\$27,832	123	14.57	\$38,573	91	14.38	\$53,154	118	17.94	\$85,395	107	15.86	\$68,999
Valley	61	27.84	\$205,900	14	26.00	\$206,378	0	0.00	\$0	0	0.00	\$0	0	0.00	\$0
<b>Total</b>	<b>766</b>	<b>21.61</b>	<b>\$140,708</b>	<b>774</b>	<b>21.79</b>	<b>\$158,129</b>	<b>704</b>	<b>18.44</b>	<b>\$139,425</b>	<b>805</b>	<b>17.46</b>	<b>\$124,551</b>	<b>820</b>	<b>17.91</b>	<b>\$139,459</b>
<b>Washoe</b>															
Carson Tahoe	1	4.00	\$9,213	3	7.67	\$16,199	5	6.60	\$11,856	10	3.20	\$7,232	8	2.63	\$7,000
Northern Nevada	0	0.00	\$0	0	0.00	\$0	0	0.00	\$0	0	0.00	\$0	0	0.00	\$0
Renown Regional	68	28.85	\$125,521	68	24.25	\$119,229	95	27.01	\$130,918	81	26.77	\$125,590	105	23.18	\$102,086
Renown S. Meadows	0	0.00	\$0	0	0.00	\$0	0	0.00	\$0	0	0.00	\$0	0	0.00	\$0
Saint Mary's	22	26.55	\$126,161	33	34.03	\$182,172	35	28.03	\$140,666	45	20.38	\$109,615	49	19.65	\$117,255
Sierra Surgery	0	0.00	\$0	0	0.00	\$0	0	0.00	\$0	0	0.00	\$0	0	0.00	\$0
<b>Total</b>	<b>91</b>	<b>28.02</b>	<b>\$124,398</b>	<b>104</b>	<b>26.88</b>	<b>\$136,229</b>	<b>135</b>	<b>26.52</b>	<b>\$129,036</b>	<b>136</b>	<b>22.92</b>	<b>\$111,601</b>	<b>162</b>	<b>21.10</b>	<b>\$101,978</b>
<b>Rural</b>															
Battle Mountain	0	0.00	\$0	0	0.00	\$0	0	0.00	\$0	0	0.00	\$0	0	0.00	\$0
Boulder City	0	0.00	\$0	0	0.00	\$0	0	0.00	\$0	0	0.00	\$0	0	0.00	\$0
Carson Valley	0	0.00	\$0	0	0.00	\$0	0	0.00	\$0	0	0.00	\$0	0	0.00	\$0
Churchill	9	2.78	\$3,369	7	1.57	\$1,824	1	1.00	\$1,413	9	1.78	\$2,050	8	2.00	\$2,646
Desert View	0	0.00	\$0	0	0.00	\$0	0	0.00	\$0	0	0.00	\$0	0	0.00	\$0
Grover C. Dils	0	0.00	\$0	0	0.00	\$0	0	0.00	\$0	0	0.00	\$0	0	0.00	\$0
Humboldt	0	0.00	\$0	0	0.00	\$0	0	0.00	\$0	0	0.00	\$0	1	2.00	\$3,244
Incline Village	0	0.00	\$0	0	0.00	\$0	0	0.00	\$0	0	0.00	\$0	0	0.00	\$0
Mesa View	1	4.00	\$6,522	0	0.00	\$0	0	0.00	\$0	1	2.00	\$3,408	0	0.00	\$0
Mount Grant	0	0.00	\$0	0	0.00	\$0	0	0.00	\$0	0	0.00	\$0	0	0.00	\$0
Northeastern	2	3.50	\$9,124	2	3.50	\$10,913	4	2.75	\$5,980	6	2.50	\$5,638	5	3.40	\$7,142
Nye	0	0.00	\$0	0	0.00	\$0	0	0.00	\$0	0	0.00	\$0	0	0.00	\$0
Pershing	0	0.00	\$0	0	0.00	\$0	0	0.00	\$0	0	0.00	\$0	0	0.00	\$0
South Lyon	0	0.00	\$0	0	0.00	\$0	0	0.00	\$0	0	0.00	\$0	0	0.00	\$0
William Bee Ririe	0	0.00	\$0	0	0.00	\$0	0	0.00	\$0	0	0.00	\$0	0	0.00	\$0
<b>Total</b>	<b>12</b>	<b>3.00</b>	<b>\$4,591</b>	<b>9</b>	<b>2.00</b>	<b>\$3,844</b>	<b>5</b>	<b>2.40</b>	<b>\$5,066</b>	<b>16</b>	<b>2.06</b>	<b>\$3,480</b>	<b>14</b>	<b>2.50</b>	<b>\$4,294</b>
<b>All Counties</b>	<b>869</b>	<b>22.02</b>	<b>\$137,120</b>	<b>887</b>	<b>22.18</b>	<b>\$153,996</b>	<b>844</b>	<b>19.64</b>	<b>\$136,967</b>	<b>957</b>	<b>17.98</b>	<b>\$120,687</b>	<b>996</b>	<b>18.21</b>	<b>\$131,463</b>

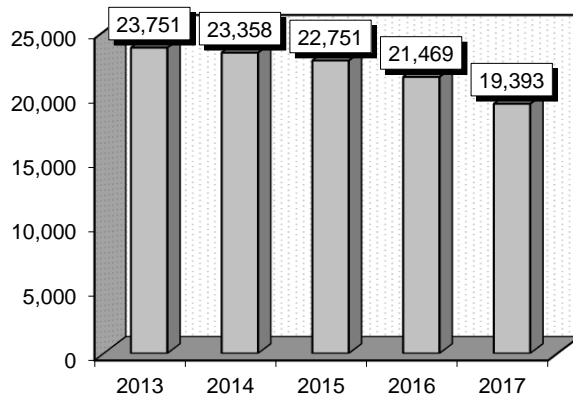
### Normal Newborn (795)

**Procedures:** that frequently accompanied Normal Newborn were: 1) Prophylactic administration of vaccine against other diseases (9955), 2) Circumcision (640), 3) Audiometry (9541), 4) Hearing examination, not otherwise specified (9547), 5) Other phototherapy (9983), 6) Other nonoperative neurologic function tests (8915).

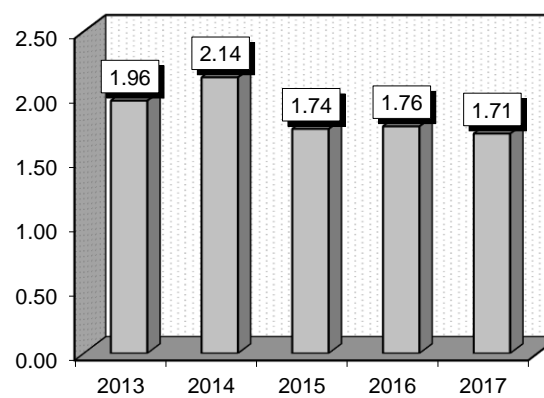
**Comment:** On average, birth weights range from five pounds five ounces to eight pounds. The pulse of a newborn ranges from 100 to 170 beats per minute when awake, 70 to 80 when sleeping deeply. They take an average of 30 to 50 breaths per minute. Nearly all fair-skinned babies are born with blue or gray eyes, which may gradually change color over the first 12 months. Darker-skinned babies most often are born with brown or darker eyes, which usually stay that color. Dark-haired babies usually stay that way, but blond hair often darkens with age. Newborn babies have a soft spot, also known as the fontanel, that is diamond shaped just above the hairline, where the baby's skull bones have not yet fused together.

Gender	2013			2014			2015			2016			2017		
	Cases	Avg LOS	Avg Bill	Cases	Avg LOS	Avg Bill	Cases	Avg LOS	Avg Bill	Cases	Avg LOS	Avg Bill	Cases	Avg LOS	Avg Bill
Male	11,979	1.98	\$3,108	11,735	2.14	\$3,423	11,373	1.75	\$3,534	10,640	1.78	\$3,811	9,683	1.71	\$4,296
Female	11,772	1.94	\$2,892	11,623	2.14	\$3,269	11,378	1.74	\$3,341	10,829	1.74	\$3,576	9,710	1.70	\$3,961
Age Group	Cases	Avg LOS	Avg Bill	Cases	Avg LOS	Avg Bill	Cases	Avg LOS	Avg Bill	Cases	Avg LOS	Avg Bill	Cases	Avg LOS	Avg Bill
0-17	23,751	1.96	\$3,001	23,358	2.14	\$3,346	22,751	1.74	\$3,437	21,469	1.76	\$3,692	19,393	1.71	\$4,128
18-35	0	0.00	\$0	0	0.00	\$0	0	0.00	\$0	0	0.00	\$0	0	0.00	\$0
36-49	0	0.00	\$0	0	0.00	\$0	0	0.00	\$0	0	0.00	\$0	0	0.00	\$0
50-64	0	0.00	\$0	0	0.00	\$0	0	0.00	\$0	0	0.00	\$0	0	0.00	\$0
65+	0	0.00	\$0	0	0.00	\$0	0	0.00	\$0	0	0.00	\$0	0	0.00	\$0
<b>Total</b>	<b>23,751</b>	<b>1.96</b>	<b>\$3,001</b>	<b>23,358</b>	<b>2.14</b>	<b>\$3,346</b>	<b>22,751</b>	<b>1.74</b>	<b>\$3,437</b>	<b>21,469</b>	<b>1.76</b>	<b>\$3,692</b>	<b>19,393</b>	<b>1.71</b>	<b>\$4,128</b>

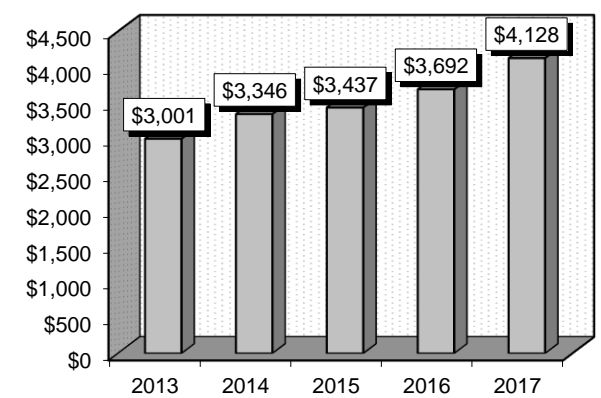
**Patient Discharges (Cases)**



**Average Length of Stay (Avg LOS)**



**Average Billed Charges (Avg Bill)**





County / Hospital	2013			2014			2015			2016			2017		
	Cases	Avg LOS	Avg Bill	Cases	Avg LOS	Avg Bill	Cases	Avg LOS	Avg Bill	Cases	Avg LOS	Avg Bill	Cases	Avg LOS	Avg Bill
<b>Clark</b>															
Centennial Hills	1,401	1.58	\$2,912	1,789	1.55	\$2,636	1,918	1.55	\$3,139	1,912	1.53	\$3,338	1,861	1.47	\$3,893
Desert Springs	0	0.00	\$0	0	0.00	\$0	0	0.00	\$0	0	0.00	\$0	0	0.00	\$0
Henderson Hospital	0	0.00	\$0	0	0.00	\$0	0	0.00	\$0	13	1.23	\$3,564	380	1.59	\$4,491
Mountain View	1,188	1.72	\$3,247	1,426	1.79	\$3,693	1,589	1.76	\$4,017	1,324	1.70	\$4,382	1,117	1.74	\$4,840
Mountain's Edge	0	0.00	\$0	0	0.00	\$0	0	0.00	\$0	0	0.00	\$0	0	0.00	\$0
North Vista	0	0.00	\$0	0	0.00	\$0	0	0.00	\$0	0	0.00	\$0	0	0.00	\$0
Southern Hills	798	1.72	\$2,583	865	1.73	\$2,865	874	1.85	\$3,387	765	1.84	\$3,518	551	1.74	\$3,519
Spring Valley	1,946	1.97	\$3,274	2,278	2.25	\$4,113	1,873	1.67	\$3,649	1,597	1.72	\$4,445	1,569	1.72	\$4,899
St. Rose-Rose de Lima	0	0.00	\$0	0	0.00	\$0	0	0.00	\$0	0	0.00	\$0	0	0.00	\$0
St. Rose-San Martin	704	3.19	\$3,646	712	3.70	\$4,201	832	1.82	\$4,343	994	1.82	\$4,367	855	1.73	\$4,651
St. Rose-Siena	2,503	3.47	\$3,574	2,379	4.44	\$3,958	2,272	1.77	\$4,031	2,550	1.75	\$4,100	2,348	1.77	\$4,539
Summerlin	2,309	1.70	\$3,099	2,637	1.96	\$3,567	3,035	1.80	\$3,791	2,949	1.98	\$3,847	2,641	1.79	\$4,388
Sunrise	3,185	1.78	\$3,171	3,123	1.77	\$3,666	2,787	1.79	\$3,641	2,651	1.79	\$3,939	2,294	1.72	\$4,055
UMC	1,673	1.78	\$1,578	1,802	1.80	\$1,690	1,567	1.81	\$1,823	1,449	1.83	\$2,467	864	1.82	\$3,116
Valley	1,499	1.50	\$3,509	358	1.41	\$3,276	0	0.00	\$0	0	0.00	\$0	0	0.00	\$0
<b>Total</b>	<b>17,206</b>	<b>2.05</b>	<b>\$3,082</b>	<b>17,369</b>	<b>2.28</b>	<b>\$3,415</b>	<b>16,747</b>	<b>1.75</b>	<b>\$3,551</b>	<b>16,204</b>	<b>1.78</b>	<b>\$3,837</b>	<b>14,480</b>	<b>1.72</b>	<b>\$4,296</b>
<b>Washoe</b>															
Carson Tahoe	682	1.46	\$2,449	665	1.46	\$2,544	693	1.44	\$2,575	603	1.45	\$2,619	625	1.49	\$4,896
Northern Nevada	0	0.00	\$0	0	0.00	\$0	0	0.00	\$0	0	0.00	\$0	0	0.00	\$0
Renown Regional	3,070	1.89	\$3,330	2,941	1.88	\$3,549	2,655	1.82	\$3,584	2,419	1.84	\$3,894	2,370	1.77	\$4,067
Renown S. Meadows	0	0.00	\$0	0	0.00	\$0	0	0.00	\$0	0	0.00	\$0	0	0.00	\$0
Saint Mary's	1,602	1.78	\$2,023	1,329	1.81	\$3,002	1,676	1.76	\$2,903	1,445	1.72	\$2,850	1,115	1.74	\$2,864
Sierra Surgery	0	0.00	\$0	0	0.00	\$0	0	0.00	\$0	0	0.00	\$0	0	0.00	\$0
<b>Total</b>	<b>5,354</b>	<b>1.81</b>	<b>\$2,827</b>	<b>4,935</b>	<b>1.81</b>	<b>\$3,266</b>	<b>5,024</b>	<b>1.75</b>	<b>\$3,218</b>	<b>4,467</b>	<b>1.75</b>	<b>\$3,384</b>	<b>4,110</b>	<b>1.72</b>	<b>\$3,867</b>
<b>Rural</b>															
Battle Mountain	0	0.00	\$0	0	0.00	\$0	0	0.00	\$0	0	0.00	\$0	0	0.00	\$0
Boulder City	0	0.00	\$0	0	0.00	\$0	0	0.00	\$0	0	0.00	\$0	0	0.00	\$0
Carson Valley	0	0.00	\$0	0	0.00	\$0	0	0.00	\$0	0	0.00	\$0	0	0.00	\$0
Churchill	225	1.43	\$1,540	243	1.37	\$1,591	238	1.46	\$1,665	183	1.39	\$1,650	221	1.39	\$1,485
Desert View	0	0.00	\$0	0	0.00	\$0	0	0.00	\$0	0	0.00	\$0	0	0.00	\$0
Grover C. Dils	0	0.00	\$0	0	0.00	\$0	0	0.00	\$0	0	0.00	\$0	0	0.00	\$0
Humboldt	244	1.57	\$2,488	216	1.57	\$2,472	268	1.60	\$2,540	222	1.53	\$2,523	187	1.70	\$2,846
Incline Village	0	0.00	\$0	0	0.00	\$0	0	0.00	\$0	0	0.00	\$0	0	0.00	\$0
Mesa View	82	1.76	\$2,752	95	1.75	\$2,919	71	1.66	\$2,890	86	1.81	\$3,027	53	1.68	\$3,203
Mount Grant	0	0.00	\$0	0	0.00	\$0	0	0.00	\$0	0	0.00	\$0	0	0.00	\$0
Northeastern	577	1.39	\$2,912	450	1.40	\$3,056	358	1.52	\$3,183	261	1.40	\$2,693	290	1.46	\$2,653
Nye	0	0.00	\$0	0	0.00	\$0	0	0.00	\$0	0	0.00	\$0	0	0.00	\$0
Pershing	0	0.00	\$0	0	0.00	\$0	0	0.00	\$0	0	0.00	\$0	0	0.00	\$0
South Lyon	1	1.00	\$4,265	2	1.00	\$3,626	0	0.00	\$0	0	0.00	\$0	0	0.00	\$0
William Bee Ririe	62	1.68	\$3,786	48	1.65	\$3,164	45	1.58	\$3,107	46	1.59	\$3,250	52	1.62	\$3,067
<b>Total</b>	<b>1,191</b>	<b>1.48</b>	<b>\$2,602</b>	<b>1,054</b>	<b>1.47</b>	<b>\$2,592</b>	<b>980</b>	<b>1.54</b>	<b>\$2,614</b>	<b>798</b>	<b>1.49</b>	<b>\$2,475</b>	<b>803</b>	<b>1.52</b>	<b>\$2,440</b>
<b>All Counties</b>	<b>23,751</b>	<b>1.96</b>	<b>\$3,001</b>	<b>23,358</b>	<b>2.14</b>	<b>\$3,346</b>	<b>22,751</b>	<b>1.74</b>	<b>\$3,437</b>	<b>21,469</b>	<b>1.76</b>	<b>\$3,692</b>	<b>19,393</b>	<b>1.71</b>	<b>\$4,128</b>

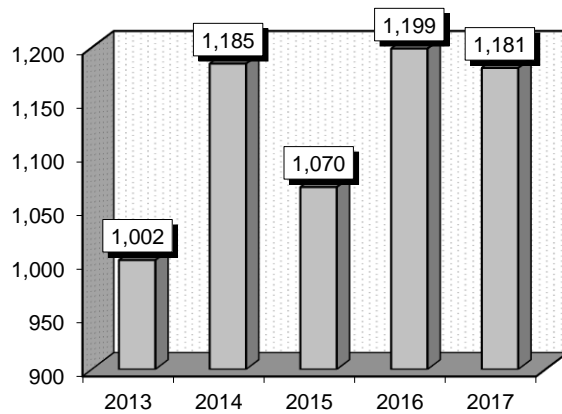
### Postoperative Or Post-Traumatic Infections (856-858,862-863)

**Diagnoses:** that frequently accompanied Postoperative Or Post-Traumatic Infections were: 1) Other postoperative infection (99859), 2) Unspecified essential hypertension (4019), 3) Hyposmolality and/or hyponatremia (2761), 4) Other and unspecified hyperlipidemia (2724), 5) Diabetes mellitus without mention of complication, type II or unspecified type, not stated as uncontrolled (25000), 6) Anemia, unspecified (2859), 7) Tobacco use disorder (3051).

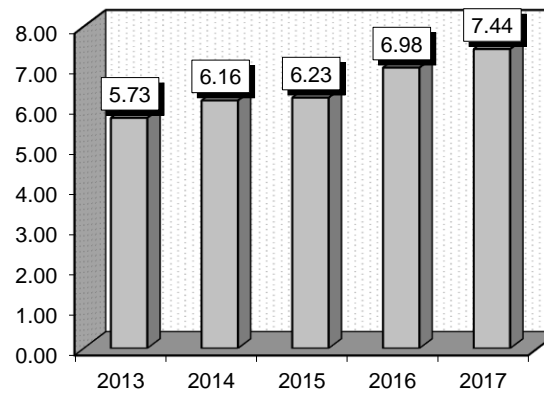
**Definitions:** **Postoperative:** Referring to the time period after an operation or surgical procedure. **Hypertension:** High blood pressure. **Diabetes mellitus:** A condition in which the pancreas no longer produces enough insulin or cells stop responding to the insulin that is produced, so that glucose in the blood cannot be absorbed into the cells of the body. **Hyposmolality:** The condition especially of a bodily fluid of having abnormally low osmolality. **Osmolality:** The concentration of a solution expressed as the total number of solute particles per kilogram. **Hyperlipidemia:** An abnormally high concentration of fats or lipids in the blood. **Percutaneous:** Performed through the skin. **Subcutaneous:** Beneath the skin. **Excise:** To remove by cutting. **Debridement:** The medical removal of dead, damaged, or infected tissue to improve the healing potential of the remaining healthy tissue.

Gender	2013			2014			2015			2016			2017		
	Cases	Avg LOS	Avg Bill	Cases	Avg LOS	Avg Bill	Cases	Avg LOS	Avg Bill	Cases	Avg LOS	Avg Bill	Cases	Avg LOS	Avg Bill
Male	451	5.86	\$71,509	581	5.96	\$69,220	502	6.06	\$84,163	577	6.79	\$95,955	556	7.09	\$108,168
Female	551	5.62	\$65,488	604	6.36	\$82,675	568	6.39	\$90,078	622	7.16	\$111,885	625	7.75	\$122,227
Age Group	Cases	Avg LOS	Avg Bill	Cases	Avg LOS	Avg Bill	Cases	Avg LOS	Avg Bill	Cases	Avg LOS	Avg Bill	Cases	Avg LOS	Avg Bill
0-17	28	5.21	\$44,432	37	4.84	\$51,437	26	6.27	\$56,960	35	5.49	\$56,299	30	5.50	\$55,662
18-35	119	4.42	\$48,710	141	5.40	\$61,831	120	5.62	\$73,577	139	6.60	\$86,010	120	6.10	\$82,468
36-49	189	5.38	\$66,370	251	5.94	\$71,246	215	6.07	\$89,894	213	7.52	\$119,765	233	6.42	\$93,779
50-64	312	5.89	\$70,774	367	6.72	\$82,146	343	6.25	\$87,696	401	6.90	\$97,249	373	8.90	\$149,817
65+	354	6.25	\$75,333	389	6.17	\$80,980	366	6.51	\$92,068	411	7.03	\$113,202	425	7.23	\$111,142
<b>Total</b>	<b>1,002</b>	<b>5.73</b>	<b>\$68,198</b>	<b>1,185</b>	<b>6.16</b>	<b>\$76,078</b>	<b>1,070</b>	<b>6.23</b>	<b>\$87,303</b>	<b>1,199</b>	<b>6.98</b>	<b>\$104,219</b>	<b>1,181</b>	<b>7.44</b>	<b>\$115,608</b>

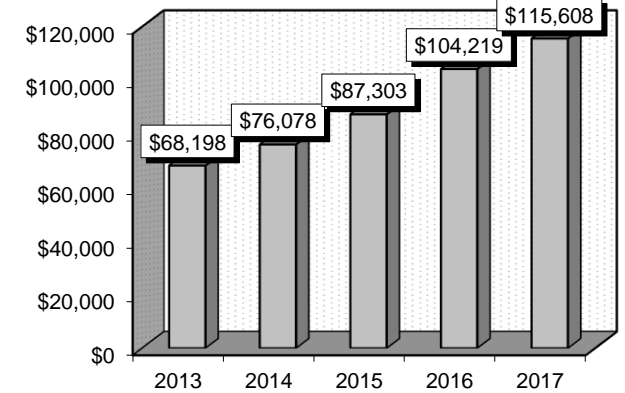
Patient Discharges (Cases)



Average Length of Stay (Avg LOS)



Average Billed Charges (Avg Bill)



County / Hospital	2013			2014			2015			2016			2017		
	Cases	Avg LOS	Avg Bill	Cases	Avg LOS	Avg Bill	Cases	Avg LOS	Avg Bill	Cases	Avg LOS	Avg Bill	Cases	Avg LOS	Avg Bill
<b>Clark</b>															
Centennial Hills	33	4.00	\$70,783	63	3.63	\$72,516	35	4.77	\$100,899	51	5.39	\$110,978	39	5.62	\$124,214
Desert Springs	45	8.40	\$118,092	40	6.58	\$88,182	40	9.45	\$134,364	61	6.26	\$110,190	40	7.83	\$144,002
Henderson Hospital	0	0.00	\$0	0	0.00	\$0	0	0.00	\$0	3	2.67	\$68,359	24	4.13	\$86,943
Mountain View	86	7.38	\$108,040	87	7.70	\$104,327	114	5.81	\$100,952	95	8.62	\$134,592	88	6.93	\$125,516
Mountain's Edge	0	0.00	\$0	0	0.00	\$0	1	19.00	\$108,850	3	9.33	\$55,203	0	0.00	\$0
North Vista	13	6.54	\$104,978	9	7.33	\$59,659	6	5.83	\$62,728	16	10.19	\$100,948	11	6.09	\$73,411
Southern Hills	39	4.77	\$66,467	59	5.42	\$76,454	49	4.67	\$75,263	80	5.11	\$86,019	44	6.16	\$113,402
Spring Valley	43	4.51	\$77,865	60	4.60	\$76,240	72	7.06	\$135,442	73	5.86	\$120,144	103	5.82	\$111,508
St. Rose-Rose de Lima	15	5.40	\$49,382	24	5.92	\$68,572	21	4.76	\$80,348	19	5.47	\$77,023	14	7.07	\$106,086
St. Rose-San Martin	21	7.52	\$83,378	37	6.00	\$67,390	36	5.50	\$78,857	40	5.50	\$84,733	39	6.13	\$98,539
St. Rose-Siena	60	5.15	\$70,310	56	5.36	\$66,772	55	5.87	\$83,201	66	6.70	\$97,278	66	6.36	\$101,809
Summerlin	64	4.28	\$72,069	77	6.51	\$128,523	79	6.34	\$114,860	60	6.05	\$134,798	62	5.32	\$107,935
Sunrise	105	6.57	\$86,796	133	7.16	\$96,646	109	6.82	\$93,347	131	9.76	\$160,769	121	13.84	\$262,014
UMC	99	5.05	\$39,593	146	6.54	\$56,215	104	5.37	\$52,886	118	8.47	\$94,939	123	8.08	\$106,980
Valley	41	6.27	\$118,902	70	7.20	\$133,008	84	7.08	\$139,041	94	6.99	\$163,298	85	6.72	\$139,922
<b>Total</b>	<b>664</b>	<b>5.84</b>	<b>\$80,538</b>	<b>861</b>	<b>6.27</b>	<b>\$87,039</b>	<b>805</b>	<b>6.23</b>	<b>\$99,217</b>	<b>910</b>	<b>7.23</b>	<b>\$120,638</b>	<b>859</b>	<b>7.57</b>	<b>\$135,639</b>
<b>Washoe</b>															
Carson Tahoe	57	4.25	\$36,056	56	4.57	\$41,841	35	4.57	\$38,030	34	4.47	\$33,112	37	5.65	\$45,294
Northern Nevada	15	4.20	\$47,339	11	6.27	\$83,343	15	4.07	\$64,063	12	3.42	\$65,483	16	5.69	\$93,884
Renown Regional	174	6.45	\$48,395	167	6.81	\$50,443	120	7.31	\$55,758	154	7.25	\$55,425	181	8.22	\$71,518
Renown S. Meadows	11	2.73	\$22,186	18	4.17	\$34,244	25	4.04	\$30,934	19	6.05	\$50,761	30	3.57	\$35,396
Saint Mary's	49	5.51	\$48,969	50	5.58	\$47,109	41	7.24	\$69,585	41	5.83	\$67,721	37	6.24	\$55,739
Sierra Surgery	1	5.00	\$29,149	1	1.00	\$16,180	0	0.00	\$0	0	0.00	\$0	0	0.00	\$0
<b>Total</b>	<b>307</b>	<b>5.64</b>	<b>\$45,142</b>	<b>303</b>	<b>6.00</b>	<b>\$48,422</b>	<b>236</b>	<b>6.34</b>	<b>\$53,429</b>	<b>260</b>	<b>6.40</b>	<b>\$54,570</b>	<b>301</b>	<b>7.06</b>	<b>\$63,943</b>
<b>Rural</b>															
Battle Mountain	0	0.00	\$0	0	0.00	\$0	1	4.00	\$19,547	0	0.00	\$0	0	0.00	\$0
Boulder City	0	0.00	\$0	0	0.00	\$0	1	43.00	\$124,265	0	0.00	\$0	2	24.00	\$56,544
Carson Valley	7	6.00	\$64,224	1	1.00	\$8,827	2	4.00	\$37,235	9	3.67	\$26,027	4	14.25	\$67,078
Churchill	7	4.00	\$28,301	6	5.67	\$27,537	4	3.25	\$20,760	8	3.00	\$19,214	6	2.50	\$17,077
Desert View	1	4.00	\$27,118	1	3.00	\$26,099	0	0.00	\$0	0	0.00	\$0	0	0.00	\$0
Grover C. Dils	0	0.00	\$0	0	0.00	\$0	0	0.00	\$0	1	5.00	\$6,891	0	0.00	\$0
Humboldt	4	3.50	\$16,938	2	5.00	\$31,180	7	5.43	\$31,219	4	7.25	\$63,332	7	3.71	\$31,470
Incline Village	0	0.00	\$0	0	0.00	\$0	0	0.00	\$0	0	0.00	\$0	0	0.00	\$0
Mesa View	3	4.67	\$29,526	4	4.00	\$27,721	1	2.00	\$19,669	1	14.00	\$151,934	0	0.00	\$0
Mount Grant	4	2.75	\$9,181	0	0.00	\$0	2	1.50	\$6,104	2	2.00	\$4,781	0	0.00	\$0
Northeastern	5	3.20	\$26,036	4	3.25	\$27,220	8	4.63	\$42,119	2	8.00	\$74,078	2	4.50	\$34,119
Nye	0	0.00	\$0	0	0.00	\$0	0	0.00	\$0	0	0.00	\$0	0	0.00	\$0
Pershing	0	0.00	\$0	0	0.00	\$0	0	0.00	\$0	0	0.00	\$0	0	0.00	\$0
South Lyon	0	0.00	\$0	0	0.00	\$0	0	0.00	\$0	0	0.00	\$0	0	0.00	\$0
William Bee Ririe	0	0.00	\$0	3	2.67	\$19,238	3	3.00	\$15,333	2	2.00	\$16,168	0	0.00	\$0
<b>Total</b>	<b>31</b>	<b>4.16</b>	<b>\$32,194</b>	<b>21</b>	<b>4.05</b>	<b>\$25,713</b>	<b>29</b>	<b>5.41</b>	<b>\$32,230</b>	<b>29</b>	<b>4.45</b>	<b>\$34,143</b>	<b>21</b>	<b>7.38</b>	<b>\$36,780</b>
<b>All Counties</b>	<b>1,002</b>	<b>5.73</b>	<b>\$68,198</b>	<b>1,185</b>	<b>6.16</b>	<b>\$76,078</b>	<b>1,070</b>	<b>6.23</b>	<b>\$87,303</b>	<b>1,199</b>	<b>6.98</b>	<b>\$104,219</b>	<b>1,181</b>	<b>7.44</b>	<b>\$115,608</b>

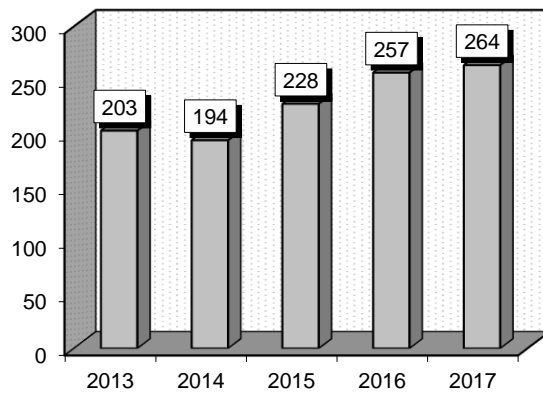
### Viral Illness (865-866)

**Diagnoses:** that frequently accompanied Viral Illness were: 1) Unspecified viral infection (07999), 2) Unspecified essential hypertension (4019), 3) Dehydration (27651).

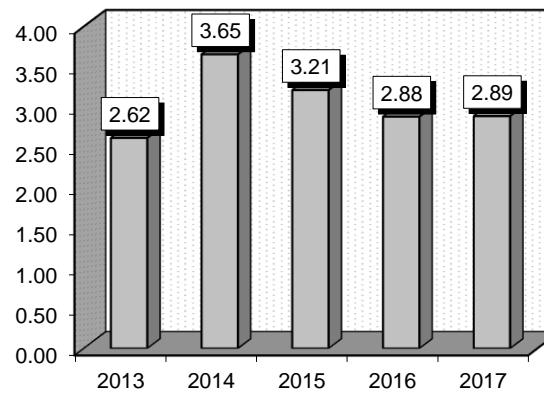
**Definitions:** **Viral:** Of, pertaining to, or caused by a virus. **Infection:** Invasion of the body with organisms that have the potential to cause disease. **Hypertension:** High blood pressure. **Dehydration:** Occurs when you use or lose more fluid than you take in, and your body doesn't have enough water and other fluids to carry out its normal functions.

	2013			2014			2015			2016			2017		
	Cases	Avg LOS	Avg Bill	Cases	Avg LOS	Avg Bill	Cases	Avg LOS	Avg Bill	Cases	Avg LOS	Avg Bill	Cases	Avg LOS	Avg Bill
<b>Gender</b>															
Male	112	2.79	\$27,591	91	3.63	\$40,245	109	3.48	\$47,580	135	3.07	\$36,707	137	2.82	\$35,728
Female	91	2.40	\$30,331	103	3.68	\$46,123	119	2.97	\$37,108	122	2.66	\$36,387	127	2.95	\$41,832
<b>Age Group</b>															
0-17	79	2.58	\$23,012	73	3.41	\$38,256	107	2.41	\$22,078	108	2.34	\$24,767	114	2.23	\$25,162
18-35	34	2.82	\$32,700	27	3.44	\$42,959	32	3.84	\$61,618	41	2.46	\$39,818	39	3.74	\$51,386
36-49	28	2.39	\$29,647	24	3.46	\$47,063	22	2.32	\$44,460	27	3.07	\$43,327	25	2.48	\$47,933
50-64	25	2.48	\$33,037	28	3.14	\$38,315	29	4.38	\$64,259	43	3.26	\$50,624	31	3.45	\$53,211
65+	37	2.76	\$34,178	42	4.67	\$53,763	38	4.55	\$63,851	38	4.29	\$45,806	55	3.51	\$45,217
<b>Total</b>	<b>203</b>	<b>2.62</b>	<b>\$28,819</b>	<b>194</b>	<b>3.65</b>	<b>\$43,366</b>	<b>228</b>	<b>3.21</b>	<b>\$42,114</b>	<b>257</b>	<b>2.88</b>	<b>\$36,555</b>	<b>264</b>	<b>2.89</b>	<b>\$38,664</b>

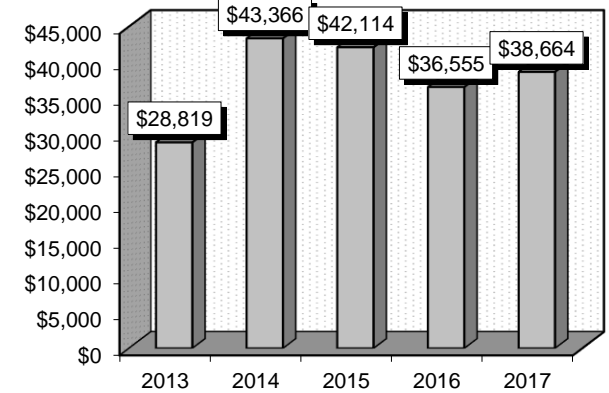
**Patient Discharges (Cases)**



**Average Length of Stay (Avg LOS)**



**Average Billed Charges (Avg Bill)**



County / Hospital	2013			2014			2015			2016			2017		
	Cases	Avg LOS	Avg Bill	Cases	Avg LOS	Avg Bill	Cases	Avg LOS	Avg Bill	Cases	Avg LOS	Avg Bill	Cases	Avg LOS	Avg Bill
<b>Clark</b>															
Centennial Hills	5	2.40	\$33,394	6	2.33	\$47,420	8	3.38	\$66,649	11	2.73	\$58,314	19	2.95	\$54,096
Desert Springs	5	3.20	\$35,550	8	3.50	\$60,264	7	4.43	\$140,483	13	1.69	\$38,669	9	2.44	\$62,115
Henderson Hospital	0	0.00	\$0	0	0.00	\$0	0	0.00	\$0	0	0.00	\$0	3	1.00	\$38,537
Mountain View	10	3.40	\$56,530	16	5.13	\$67,938	9	4.67	\$86,248	7	2.43	\$52,996	11	3.27	\$68,931
Mountain's Edge	0	0.00	\$0	0	0.00	\$0	0	0.00	\$0	0	0.00	\$0	3	3.67	\$20,651
North Vista	0	0.00	\$0	0	0.00	\$0	3	4.00	\$31,068	2	4.00	\$18,466	1	9.00	\$86,080
Southern Hills	8	3.25	\$45,565	4	4.25	\$60,241	3	9.00	\$141,636	3	3.00	\$58,749	4	4.50	\$70,364
Spring Valley	4	1.75	\$27,256	5	1.60	\$35,229	3	1.67	\$33,501	3	3.00	\$50,223	7	2.86	\$69,780
St. Rose-Rose de Lima	5	2.60	\$27,983	7	3.29	\$41,244	6	2.67	\$42,430	2	8.00	\$140,433	2	2.50	\$63,813
St. Rose-San Martin	10	1.90	\$25,342	5	1.80	\$30,653	3	2.33	\$56,889	2	3.50	\$44,247	3	3.00	\$46,623
St. Rose-Siena	17	2.65	\$24,231	17	4.59	\$44,460	15	4.00	\$46,562	15	4.27	\$65,475	4	2.00	\$30,437
Summerlin	23	1.87	\$24,918	21	3.38	\$29,933	42	3.67	\$52,028	33	2.18	\$37,069	50	2.04	\$32,644
Sunrise	25	3.44	\$46,256	34	3.65	\$61,157	35	2.46	\$32,548	39	2.77	\$37,290	24	3.00	\$46,626
UMC	27	2.59	\$20,982	21	3.86	\$28,990	22	2.50	\$24,685	45	3.13	\$31,337	30	2.53	\$28,307
Valley	9	2.89	\$41,365	5	3.00	\$57,465	8	2.50	\$56,127	9	1.89	\$40,207	11	3.09	\$49,898
<b>Total</b>	<b>148</b>	<b>2.68</b>	<b>\$32,818</b>	<b>149</b>	<b>3.69</b>	<b>\$47,467</b>	<b>164</b>	<b>3.30</b>	<b>\$50,924</b>	<b>184</b>	<b>2.83</b>	<b>\$41,739</b>	<b>181</b>	<b>2.66</b>	<b>\$43,742</b>
<b>Washoe</b>															
Carson Tahoe	5	1.80	\$13,422	8	3.00	\$25,183	13	3.62	\$27,155	12	3.42	\$22,507	12	5.83	\$49,005
Northern Nevada	0	0.00	\$0	1	2.00	\$35,343	1	2.00	\$23,487	3	3.00	\$31,796	2	1.50	\$30,047
Renown Regional	23	3.04	\$24,004	21	3.90	\$36,079	26	2.69	\$16,153	40	3.25	\$25,233	41	3.22	\$25,286
Renown S. Meadows	6	2.67	\$22,838	2	3.50	\$27,346	3	1.67	\$20,260	3	2.00	\$23,625	7	3.00	\$27,032
Saint Mary's	8	2.88	\$20,119	7	4.29	\$25,720	8	3.00	\$17,678	5	2.60	\$15,787	13	1.92	\$15,586
Sierra Surgery	0	0.00	\$0	0	0.00	\$0	0	0.00	\$0	0	0.00	\$0	0	0.00	\$0
<b>Total</b>	<b>42</b>	<b>2.81</b>	<b>\$21,838</b>	<b>39</b>	<b>3.72</b>	<b>\$31,518</b>	<b>51</b>	<b>2.90</b>	<b>\$19,582</b>	<b>63</b>	<b>3.16</b>	<b>\$24,200</b>	<b>75</b>	<b>3.35</b>	<b>\$27,690</b>
<b>Rural</b>															
Battle Mountain	0	0.00	\$0	0	0.00	\$0	0	0.00	\$0	0	0.00	\$0	0	0.00	\$0
Boulder City	0	0.00	\$0	1	1.00	\$11,505	0	0.00	\$0	0	0.00	\$0	0	0.00	\$0
Carson Valley	0	0.00	\$0	0	0.00	\$0	1	3.00	\$11,929	1	2.00	\$24,576	0	0.00	\$0
Churchill	1	1.00	\$8,053	0	0.00	\$0	0	0.00	\$0	1	4.00	\$33,069	2	8.50	\$63,674
Desert View	0	0.00	\$0	0	0.00	\$0	5	3.20	\$21,213	0	0.00	\$0	0	0.00	\$0
Grover C. Dils	0	0.00	\$0	0	0.00	\$0	0	0.00	\$0	0	0.00	\$0	0	0.00	\$0
Humboldt	1	1.00	\$2,964	1	3.00	\$8,362	2	2.50	\$23,985	0	0.00	\$0	1	2.00	\$11,284
Incline Village	0	0.00	\$0	1	2.00	\$14,592	0	0.00	\$0	0	0.00	\$0	0	0.00	\$0
Mesa View	0	0.00	\$0	1	3.00	\$19,674	0	0.00	\$0	2	3.00	\$19,785	1	5.00	\$24,998
Mount Grant	0	0.00	\$0	0	0.00	\$0	0	0.00	\$0	0	0.00	\$0	0	0.00	\$0
Northeastern	3	2.00	\$14,829	1	4.00	\$51,708	2	5.00	\$33,042	5	1.40	\$16,407	2	2.00	\$19,893
Nye	8	1.00	\$2,564	0	0.00	\$0	0	0.00	\$0	0	0.00	\$0	0	0.00	\$0
Pershing	0	0.00	\$0	0	0.00	\$0	1	2.00	\$3,055	0	0.00	\$0	0	0.00	\$0
South Lyon	0	0.00	\$0	0	0.00	\$0	1	2.00	\$3,511	0	0.00	\$0	1	1.00	\$1,038
William Bee Ririe	0	0.00	\$0	1	1.00	\$5,312	1	4.00	\$13,210	1	2.00	\$10,778	1	1.00	\$8,928
<b>Total</b>	<b>13</b>	<b>1.23</b>	<b>\$5,847</b>	<b>6</b>	<b>2.33</b>	<b>\$18,526</b>	<b>13</b>	<b>3.23</b>	<b>\$19,371</b>	<b>10</b>	<b>2.10</b>	<b>\$19,003</b>	<b>8</b>	<b>3.75</b>	<b>\$26,673</b>
<b>All Counties</b>	<b>203</b>	<b>2.62</b>	<b>\$28,819</b>	<b>194</b>	<b>3.65</b>	<b>\$43,366</b>	<b>228</b>	<b>3.21</b>	<b>\$42,114</b>	<b>257</b>	<b>2.88</b>	<b>\$36,555</b>	<b>264</b>	<b>2.89</b>	<b>\$38,664</b>

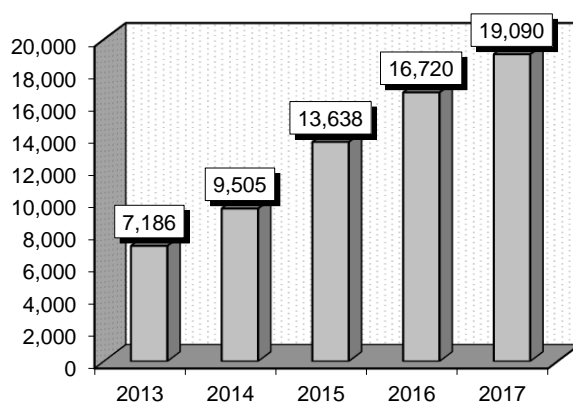
### Septicemia Or Severe Sepsis (870-872)

**Diagnoses:** that frequently accompanied Septicemia Or Severe Sepsis were: 1) Acute respiratory failure (51881), 2) Septic shock (78552), 3) Acute kidney failure, unspecified (5849), 4) Pneumonia, organism unspecified (486), 5) Acidosis (2762), 6) Urinary tract infection, site not specified (5990).

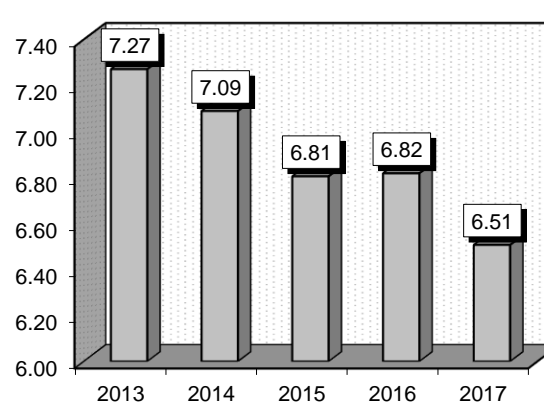
**Definitions:** **Septicemia:** Systemic disease caused by the spread of microorganisms and their toxins through circulating blood; formerly called "blood poisoning". **Septic shock:** A serious condition that occurs when a body-wide infection leads to dangerously low blood pressure. **Acidosis:** The accumulation of acid and hydrogen ions or depletion of the alkaline reserve (bicarbonate content) in the blood and body tissues, resulting in a decrease in pH.

Gender	2013			2014			2015			2016			2017		
	Cases	Avg LOS	Avg Bill	Cases	Avg LOS	Avg Bill	Cases	Avg LOS	Avg Bill	Cases	Avg LOS	Avg Bill	Cases	Avg LOS	Avg Bill
Male	3,549	7.42	\$102,730	4,679	7.45	\$105,313	6,687	7.15	\$107,161	8,154	6.97	\$110,085	9,319	6.85	\$114,377
Female	3,637	7.13	\$93,802	4,826	6.74	\$92,601	6,951	6.47	\$91,445	8,566	6.68	\$101,323	9,771	6.18	\$101,375
Age Group	Cases	Avg LOS	Avg Bill	Cases	Avg LOS	Avg Bill	Cases	Avg LOS	Avg Bill	Cases	Avg LOS	Avg Bill	Cases	Avg LOS	Avg Bill
0-17	61	10.25	\$157,500	75	8.39	\$161,370	114	7.43	\$106,965	115	8.04	\$157,250	149	7.94	\$147,544
18-35	489	6.11	\$70,965	715	5.97	\$73,791	1,156	5.68	\$76,749	1,518	5.54	\$78,070	1,888	5.31	\$83,574
36-49	720	7.33	\$91,420	951	6.65	\$92,591	1,426	6.36	\$93,011	1,879	6.28	\$98,478	2,216	5.66	\$92,530
50-64	1,762	8.03	\$111,148	2,451	7.94	\$112,148	3,391	7.44	\$107,631	4,325	7.39	\$112,616	4,773	7.02	\$116,652
65+	4,154	7.03	\$96,238	5,313	6.91	\$96,341	7,551	6.77	\$99,814	8,883	6.86	\$107,719	10,064	6.65	\$110,773
<b>Total</b>	<b>7,186</b>	<b>7.27</b>	<b>\$98,212</b>	<b>9,505</b>	<b>7.09</b>	<b>\$98,859</b>	<b>13,638</b>	<b>6.81</b>	<b>\$99,151</b>	<b>16,720</b>	<b>6.82</b>	<b>\$105,596</b>	<b>19,090</b>	<b>6.51</b>	<b>\$107,722</b>

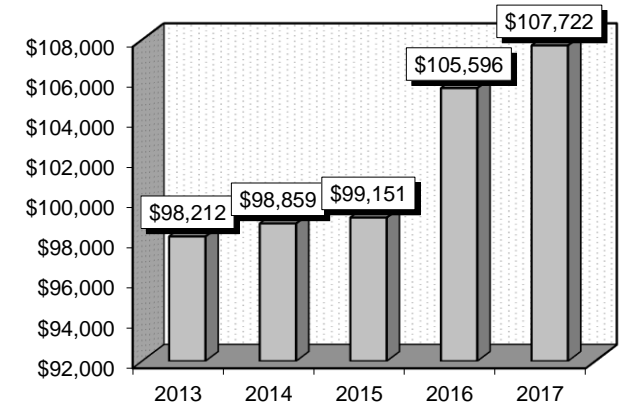
Patient Discharges (Cases)



Average Length of Stay (Avg LOS)



Average Billed Charges (Avg Bill)



County / Hospital	2013			2014			2015			2016			2017		
	Cases	Avg LOS	Avg Bill	Cases	Avg LOS	Avg Bill	Cases	Avg LOS	Avg Bill	Cases	Avg LOS	Avg Bill	Cases	Avg LOS	Avg Bill
<b>Clark</b>															
Centennial Hills	104	7.52	\$155,509	127	7.94	\$159,155	284	6.83	\$140,717	558	6.82	\$141,338	628	7.28	\$152,036
Desert Springs	312	10.05	\$156,959	341	10.17	\$167,956	821	7.77	\$147,357	940	7.42	\$143,131	922	7.54	\$147,150
Henderson Hospital	0	0.00	\$0	0	0.00	\$0	0	0.00	\$0	81	4.28	\$88,931	696	5.13	\$116,203
Mountain View	485	8.12	\$153,076	587	8.36	\$168,993	989	7.16	\$140,592	1,266	7.01	\$139,072	1,524	6.27	\$138,204
Mountain's Edge	0	0.00	\$0	0	0.00	\$0	8	9.63	\$83,780	31	21.84	\$182,897	41	14.12	\$111,868
North Vista	127	9.89	\$132,903	162	8.46	\$110,957	618	7.07	\$83,464	679	6.03	\$76,366	490	5.94	\$78,858
Southern Hills	131	7.15	\$121,606	157	9.48	\$172,986	278	7.94	\$145,942	386	7.52	\$146,801	433	6.67	\$128,639
Spring Valley	397	7.67	\$135,118	330	8.08	\$161,541	533	7.93	\$164,596	719	7.60	\$160,972	832	7.37	\$158,698
St. Rose-Rose de Lima	468	6.39	\$86,304	376	6.68	\$101,451	420	6.60	\$100,852	484	6.60	\$102,733	563	6.00	\$94,989
St. Rose-San Martin	156	7.08	\$93,841	192	7.52	\$105,066	265	7.06	\$103,359	338	6.95	\$105,195	445	5.70	\$92,039
St. Rose-Siena	394	7.47	\$97,080	433	6.81	\$99,015	538	6.97	\$100,022	942	6.67	\$96,723	1,350	6.06	\$95,323
Summerlin	420	7.71	\$137,663	554	7.65	\$143,707	798	7.49	\$153,830	1,259	6.88	\$156,507	1,274	6.93	\$161,189
Sunrise	600	8.45	\$153,261	960	8.65	\$158,383	1,235	8.59	\$158,541	1,563	7.97	\$156,246	1,890	7.81	\$161,466
UMC	300	8.88	\$89,166	398	8.65	\$79,509	475	8.37	\$93,214	661	9.42	\$108,226	859	7.38	\$99,810
Valley	305	10.53	\$203,957	423	9.90	\$199,095	714	7.98	\$165,781	933	7.77	\$169,630	1,028	7.46	\$169,751
<b>Total</b>	<b>4,199</b>	<b>8.17</b>	<b>\$132,853</b>	<b>5,040</b>	<b>8.33</b>	<b>\$143,619</b>	<b>7,976</b>	<b>7.64</b>	<b>\$136,071</b>	<b>10,840</b>	<b>7.34</b>	<b>\$135,983</b>	<b>12,975</b>	<b>6.85</b>	<b>\$134,682</b>
<b>Washoe</b>															
Carson Tahoe	368	5.46	\$45,447	532	5.11	\$41,916	612	5.51	\$46,255	539	5.41	\$46,522	745	5.58	\$49,984
Northern Nevada	178	4.82	\$55,122	262	4.72	\$59,029	230	4.73	\$66,051	251	5.11	\$71,964	307	5.07	\$82,208
Renown Regional	1,119	6.96	\$60,230	1,734	6.54	\$57,541	2,362	6.41	\$53,834	2,454	6.98	\$57,664	2,381	6.74	\$57,191
Renown S. Meadows	98	4.70	\$39,490	259	4.47	\$36,799	382	4.01	\$35,202	522	4.02	\$38,881	579	4.09	\$40,358
Saint Mary's	964	5.87	\$43,498	1,336	5.47	\$43,394	1,618	5.43	\$43,067	1,581	5.59	\$45,817	1,510	5.86	\$46,382
Sierra Surgery	0	0.00	\$0	0	0.00	\$0	0	0.00	\$0	0	0.00	\$0	0	0.00	\$0
<b>Total</b>	<b>2,727</b>	<b>6.15</b>	<b>\$51,241</b>	<b>4,123</b>	<b>5.76</b>	<b>\$49,732</b>	<b>5,204</b>	<b>5.75</b>	<b>\$48,767</b>	<b>5,347</b>	<b>6.04</b>	<b>\$51,875</b>	<b>5,522</b>	<b>5.97</b>	<b>\$52,889</b>
<b>Rural</b>															
Battle Mountain	0	0.00	\$0	0	0.00	\$0	1	1.00	\$8,313	0	0.00	\$0	0	0.00	\$0
Boulder City	10	6.20	\$24,474	5	6.40	\$38,366	5	3.80	\$16,172	6	3.33	\$16,902	7	4.57	\$21,192
Carson Valley	14	2.86	\$30,743	16	3.31	\$23,188	32	3.88	\$24,662	93	3.78	\$28,596	105	3.91	\$28,804
Churchill	77	5.25	\$32,526	154	5.19	\$30,477	195	4.27	\$25,733	181	4.66	\$25,618	194	4.53	\$27,036
Desert View	10	3.30	\$23,781	8	2.88	\$22,479	6	4.17	\$35,325	7	2.86	\$23,250	23	2.57	\$19,087
Grover C. Dils	0	0.00	\$0	0	0.00	\$0	2	3.50	\$6,868	0	0.00	\$0	0	0.00	\$0
Humboldt	5	3.80	\$27,246	12	7.42	\$32,324	6	8.50	\$48,602	9	3.78	\$27,427	11	3.18	\$23,292
Incline Village	0	0.00	\$0	1	2.00	\$10,567	0	0.00	\$0	0	0.00	\$0	0	0.00	\$0
Mesa View	10	3.40	\$21,476	17	3.18	\$17,363	15	3.87	\$24,201	44	3.68	\$25,146	44	3.77	\$21,381
Mount Grant	20	6.80	\$27,096	21	4.86	\$15,759	25	5.44	\$16,416	34	5.32	\$9,588	25	4.72	\$11,105
Northeastern	94	3.97	\$38,023	97	4.68	\$42,606	132	4.33	\$40,637	112	3.71	\$37,472	136	3.64	\$42,060
Nye	0	0.00	\$0	0	0.00	\$0	0	0.00	\$0	0	0.00	\$0	0	0.00	\$0
Pershing	0	0.00	\$0	0	0.00	\$0	1	3.00	\$16,808	1	1.00	\$2,189	1	9.00	\$16,969
South Lyon	1	5.00	\$12,538	1	2.00	\$7,805	0	0.00	\$0	1	1.00	\$4,203	10	4.80	\$9,875
William Bee Ririe	19	2.32	\$14,220	10	3.50	\$16,247	38	3.32	\$14,994	45	3.11	\$15,438	37	3.30	\$18,758
<b>Total</b>	<b>260</b>	<b>4.42</b>	<b>\$31,413</b>	<b>342</b>	<b>4.81</b>	<b>\$31,473</b>	<b>458</b>	<b>4.27</b>	<b>\$28,685</b>	<b>533</b>	<b>4.07</b>	<b>\$26,525</b>	<b>593</b>	<b>4.00</b>	<b>\$28,434</b>
<b>All Counties</b>	<b>7,186</b>	<b>7.27</b>	<b>\$98,212</b>	<b>9,505</b>	<b>7.09</b>	<b>\$98,859</b>	<b>13,638</b>	<b>6.81</b>	<b>\$99,151</b>	<b>16,720</b>	<b>6.82</b>	<b>\$105,596</b>	<b>19,090</b>	<b>6.51</b>	<b>\$107,722</b>

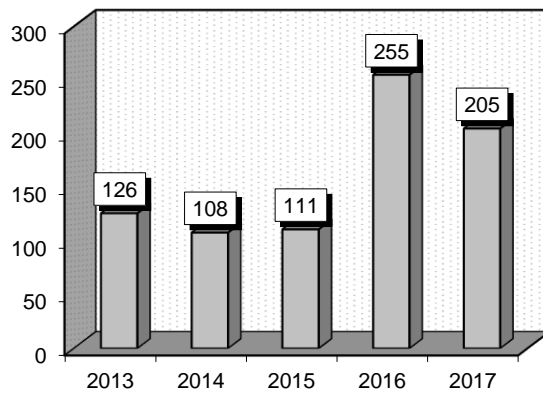
### Depressive Neuroses (881)

**Diagnoses:** that frequently accompanied Depressive Neuroses were: 1) Suicidal ideation (V6284), 2) Tobacco use disorder (3051), 3) Cannabis abuse, unspecified (30520), 4) Unspecified essential hypertension (4019), 5) Alcohol abuse, unspecified (30500), 6) Posttraumatic stress disorder (30981), 7) Social maladjustment (V624).

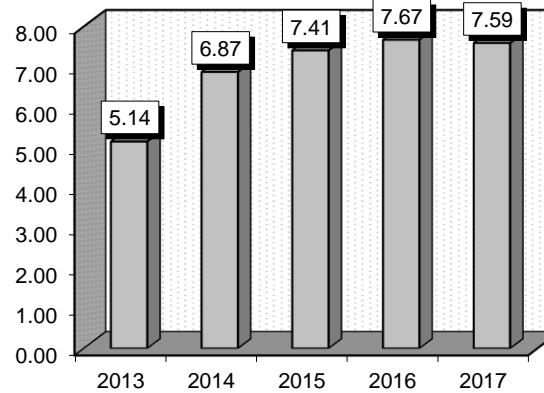
**Definitions: Depression:** A mood disorder that causes a persistent feeling of sadness and loss of interest. **Hypertension:** High blood pressure. **Dysthymic disorder:** A chronic mood disorder characterized by depressed feeling (sad, blue, low), loss of interest or pleasure in one's usual activities, and other symptoms typical of depression but tending to be longer in duration and less severe than in major depressive disorder.

Gender	2013			2014			2015			2016			2017		
	Cases	Avg LOS	Avg Bill	Cases	Avg LOS	Avg Bill	Cases	Avg LOS	Avg Bill	Cases	Avg LOS	Avg Bill	Cases	Avg LOS	Avg Bill
Male	71	5.37	\$24,550	52	7.85	\$38,700	59	8.15	\$39,202	131	7.98	\$35,320	118	8.59	\$43,804
Female	55	4.85	\$23,867	56	5.96	\$26,241	52	6.56	\$29,411	124	7.35	\$37,160	87	6.23	\$34,052
Age Group	Cases	Avg LOS	Avg Bill	Cases	Avg LOS	Avg Bill	Cases	Avg LOS	Avg Bill	Cases	Avg LOS	Avg Bill	Cases	Avg LOS	Avg Bill
0-17	4	1.75	\$14,971	2	1.00	\$7,732	1	2.00	\$50,715	10	2.90	\$13,002	4	2.25	\$12,015
18-35	24	3.33	\$13,986	9	3.33	\$20,100	8	4.25	\$24,970	36	5.03	\$20,251	16	5.00	\$25,233
36-49	19	3.58	\$22,744	17	5.53	\$34,923	18	5.61	\$30,234	29	5.83	\$30,745	12	3.42	\$21,178
50-64	39	5.92	\$26,221	35	8.60	\$37,991	44	7.86	\$34,626	108	7.42	\$35,211	91	8.77	\$44,019
65+	40	6.55	\$30,136	45	7.00	\$30,271	40	8.48	\$38,103	72	10.78	\$51,130	82	7.66	\$41,706
<b>Total</b>	<b>126</b>	<b>5.14</b>	<b>\$24,252</b>	<b>108</b>	<b>6.87</b>	<b>\$32,240</b>	<b>111</b>	<b>7.41</b>	<b>\$34,616</b>	<b>255</b>	<b>7.67</b>	<b>\$36,215</b>	<b>205</b>	<b>7.59</b>	<b>\$39,666</b>

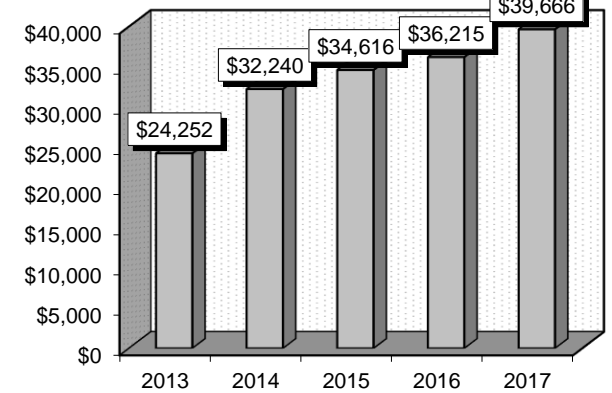
Patient Discharges (Cases)



Average Length of Stay (Avg LOS)



Average Billed Charges (Avg Bill)





County / Hospital	2013			2014			2015			2016			2017		
	Cases	Avg LOS	Avg Bill	Cases	Avg LOS	Avg Bill	Cases	Avg LOS	Avg Bill	Cases	Avg LOS	Avg Bill	Cases	Avg LOS	Avg Bill
<b>Clark</b>															
Centennial Hills	4	4.25	\$36,814	1	1.00	\$17,330	1	2.00	\$31,715	1	1.00	\$15,182	4	13.25	\$88,386
Desert Springs	24	9.00	\$35,350	37	11.14	\$45,738	43	10.16	\$48,864	103	10.00	\$46,693	109	9.25	\$48,655
Henderson Hospital	0	0.00	\$0	0	0.00	\$0	0	0.00	\$0	0	0.00	\$0	2	2.50	\$32,685
Mountain View	3	1.00	\$12,974	4	4.00	\$33,351	1	3.00	\$31,788	1	1.00	\$18,726	0	0.00	\$0
Mountain's Edge	0	0.00	\$0	0	0.00	\$0	0	0.00	\$0	0	0.00	\$0	1	4.00	\$14,813
North Vista	8	5.50	\$24,812	6	6.83	\$22,861	6	2.17	\$10,353	12	6.58	\$29,906	8	3.63	\$20,382
Southern Hills	16	6.56	\$26,688	15	7.53	\$28,825	5	10.80	\$39,034	20	7.85	\$39,162	15	5.80	\$32,176
Spring Valley	1	1.00	\$43,664	3	1.00	\$23,214	2	2.50	\$34,238	1	3.00	\$31,317	2	1.00	\$23,414
St. Rose-Rose de Lima	0	0.00	\$0	0	0.00	\$0	0	0.00	\$0	1	3.00	\$25,022	0	0.00	\$0
St. Rose-San Martin	1	3.00	\$46,002	1	1.00	\$9,156	0	0.00	\$0	0	0.00	\$0	0	0.00	\$0
St. Rose-Siena	2	4.50	\$25,074	1	1.00	\$2,407	0	0.00	\$0	0	0.00	\$0	0	0.00	\$0
Summerlin	5	2.80	\$25,543	0	0.00	\$0	2	5.50	\$46,775	0	0.00	\$0	1	3.00	\$41,650
Sunrise	4	13.25	\$58,409	7	8.43	\$68,610	3	10.00	\$74,378	9	4.11	\$46,779	1	4.00	\$61,757
UMC	2	6.00	\$24,092	2	3.00	\$13,343	0	0.00	\$0	7	5.43	\$43,045	4	1.75	\$12,071
Valley	3	6.33	\$45,813	2	10.50	\$33,848	15	5.87	\$26,628	40	6.43	\$27,276	14	4.29	\$23,191
<b>Total</b>	<b>73</b>	<b>6.79</b>	<b>\$32,149</b>	<b>79</b>	<b>8.53</b>	<b>\$38,841</b>	<b>78</b>	<b>8.24</b>	<b>\$41,109</b>	<b>195</b>	<b>8.24</b>	<b>\$40,283</b>	<b>161</b>	<b>7.84</b>	<b>\$42,894</b>
<b>Washoe</b>															
Carson Tahoe	3	2.00	\$7,184	5	1.40	\$8,591	7	6.14	\$19,306	23	3.78	\$13,689	8	2.88	\$15,480
Northern Nevada	9	4.11	\$29,672	5	2.60	\$27,263	4	6.50	\$40,546	10	7.70	\$57,963	10	5.60	\$52,599
Renown Regional	1	4.00	\$52,361	5	2.20	\$20,888	3	1.67	\$31,616	4	1.00	\$9,356	2	4.50	\$29,299
Renown S. Meadows	0	0.00	\$0	0	0.00	\$0	0	0.00	\$0	1	1.00	\$11,101	0	0.00	\$0
Saint Mary's	3	1.00	\$11,596	1	1.00	\$5,726	1	1.00	\$9,091	6	6.33	\$24,445	7	4.57	\$21,462
Sierra Surgery	0	0.00	\$0	0	0.00	\$0	0	0.00	\$0	0	0.00	\$0	0	0.00	\$0
<b>Total</b>	<b>16</b>	<b>3.13</b>	<b>\$23,484</b>	<b>16</b>	<b>2.00</b>	<b>\$18,090</b>	<b>15</b>	<b>5.00</b>	<b>\$26,751</b>	<b>44</b>	<b>4.70</b>	<b>\$24,765</b>	<b>27</b>	<b>4.44</b>	<b>\$31,802</b>
<b>Rural</b>															
Battle Mountain	0	0.00	\$0	0	0.00	\$0	0	0.00	\$0	0	0.00	\$0	0	0.00	\$0
Boulder City	0	0.00	\$0	4	3.25	\$10,009	17	5.94	\$11,904	13	10.69	\$21,458	16	10.75	\$22,625
Carson Valley	0	0.00	\$0	0	0.00	\$0	0	0.00	\$0	0	0.00	\$0	0	0.00	\$0
Churchill	0	0.00	\$0	0	0.00	\$0	0	0.00	\$0	0	0.00	\$0	0	0.00	\$0
Desert View	0	0.00	\$0	0	0.00	\$0	0	0.00	\$0	0	0.00	\$0	0	0.00	\$0
Grover C. Dils	0	0.00	\$0	0	0.00	\$0	0	0.00	\$0	0	0.00	\$0	1	2.00	\$4,807
Humboldt	0	0.00	\$0	0	0.00	\$0	0	0.00	\$0	0	0.00	\$0	0	0.00	\$0
Incline Village	0	0.00	\$0	0	0.00	\$0	0	0.00	\$0	0	0.00	\$0	0	0.00	\$0
Mesa View	0	0.00	\$0	1	1.00	\$13,056	1	3.00	\$32,188	0	0.00	\$0	0	0.00	\$0
Mount Grant	0	0.00	\$0	0	0.00	\$0	0	0.00	\$0	2	1.00	\$1,213	0	0.00	\$0
Northeastern	26	3.50	\$12,572	8	2.75	\$8,869	0	0.00	\$0	0	0.00	\$0	0	0.00	\$0
Nye	11	1.00	\$568	0	0.00	\$0	0	0.00	\$0	0	0.00	\$0	0	0.00	\$0
Pershing	0	0.00	\$0	0	0.00	\$0	0	0.00	\$0	0	0.00	\$0	0	0.00	\$0
South Lyon	0	0.00	\$0	0	0.00	\$0	0	0.00	\$0	0	0.00	\$0	0	0.00	\$0
William Bee Ririe	0	0.00	\$0	0	0.00	\$0	0	0.00	\$0	1	2.00	\$8,584	0	0.00	\$0
<b>Total</b>	<b>37</b>	<b>2.76</b>	<b>\$9,003</b>	<b>13</b>	<b>2.77</b>	<b>\$9,542</b>	<b>18</b>	<b>5.78</b>	<b>\$13,031</b>	<b>16</b>	<b>8.94</b>	<b>\$18,123</b>	<b>17</b>	<b>10.24</b>	<b>\$21,577</b>
<b>All Counties</b>	<b>126</b>	<b>5.14</b>	<b>\$24,252</b>	<b>108</b>	<b>6.87</b>	<b>\$32,240</b>	<b>111</b>	<b>7.41</b>	<b>\$34,616</b>	<b>255</b>	<b>7.67</b>	<b>\$36,215</b>	<b>205</b>	<b>7.59</b>	<b>\$39,666</b>

### Alcohol/Drug Abuse Or Dependence (895-897)

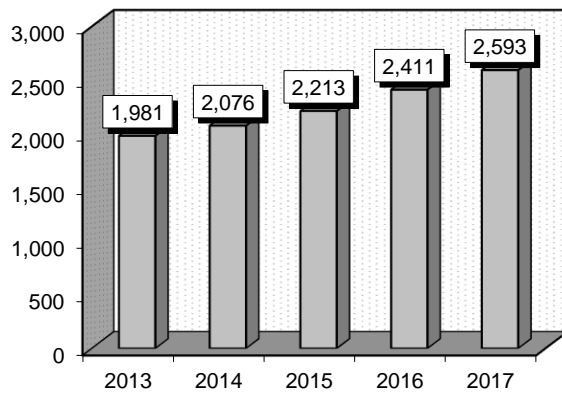
**Diagnoses:** that frequently accompanied Alcohol/Drug Abuse Or Dependence were: 1) Tobacco use disorder (3051), 2) Unspecified essential hypertension (4019), 3) Anxiety state, unspecified (30000), 4) Other convulsions (78039), 5) Hypopotassemia (2768), 6) Depressive disorder, not elsewhere classified (311), 7) Social maladjustment (V624), 8) Other chronic pain (33829).

**Definitions:** **Hypertension:** High blood pressure. **Hypopotassemia:** A deficiency of potassium in the blood. **Depression:** A mood disorder that causes a persistent feeling of sadness and loss of interest.

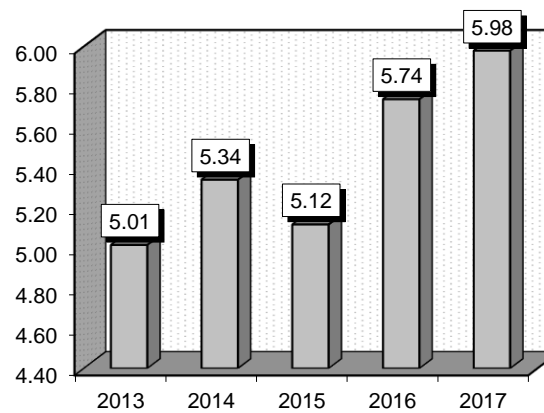
**Comment:** Alcohol and drug withdrawal symptoms vary from person to person. They will normally include one or more of the following: Severe headache, shakiness, hand tremors, anxiety, mood swings, depression, difficulty sleeping, nightmares, nausea, heart palpitations and loss of consciousness.

Gender	2013			2014			2015			2016			2017		
	Cases	Avg LOS	Avg Bill	Cases	Avg LOS	Avg Bill	Cases	Avg LOS	Avg Bill	Cases	Avg LOS	Avg Bill	Cases	Avg LOS	Avg Bill
Male	1,295	5.34	\$38,738	1,378	5.66	\$41,684	1,458	5.26	\$41,054	1,652	6.00	\$46,481	1,713	5.92	\$44,334
Female	686	4.40	\$27,609	698	4.70	\$28,425	755	4.84	\$31,963	759	5.18	\$36,194	880	6.09	\$37,759
Age Group	Cases	Avg LOS	Avg Bill	Cases	Avg LOS	Avg Bill	Cases	Avg LOS	Avg Bill	Cases	Avg LOS	Avg Bill	Cases	Avg LOS	Avg Bill
0-17	20	2.30	\$16,940	18	1.44	\$25,167	7	1.71	\$24,257	13	2.77	\$31,054	20	1.80	\$24,124
18-35	403	3.73	\$26,121	461	4.25	\$27,282	474	4.15	\$26,491	505	5.49	\$35,074	579	6.14	\$32,561
36-49	551	4.99	\$36,472	552	5.14	\$37,281	610	5.40	\$38,217	676	5.34	\$37,616	724	5.86	\$41,053
50-64	753	5.80	\$38,054	780	6.03	\$41,231	848	5.44	\$40,895	898	5.93	\$47,169	941	5.63	\$44,206
65+	254	4.99	\$37,357	265	5.86	\$43,440	274	5.23	\$48,436	319	6.55	\$57,543	329	7.20	\$56,278
<b>Total</b>	<b>1,981</b>	<b>5.01</b>	<b>\$34,884</b>	<b>2,076</b>	<b>5.34</b>	<b>\$37,226</b>	<b>2,213</b>	<b>5.12</b>	<b>\$37,953</b>	<b>2,411</b>	<b>5.74</b>	<b>\$43,243</b>	<b>2,593</b>	<b>5.98</b>	<b>\$42,102</b>

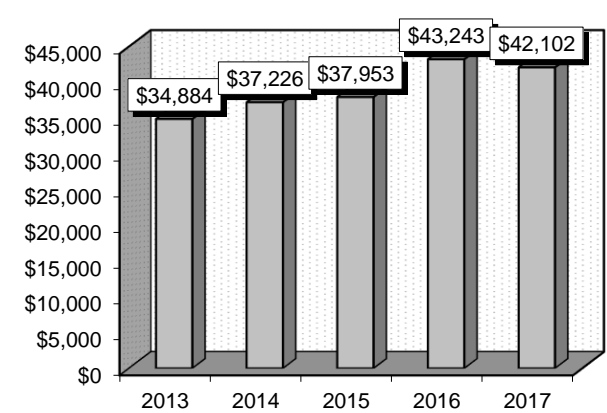
**Patient Discharges (Cases)**



**Average Length of Stay (Avg LOS)**



**Average Billed Charges (Avg Bill)**



County / Hospital	2013			2014			2015			2016			2017		
	Cases	Avg LOS	Avg Bill	Cases	Avg LOS	Avg Bill	Cases	Avg LOS	Avg Bill	Cases	Avg LOS	Avg Bill	Cases	Avg LOS	Avg Bill
<b>Clark</b>															
Centennial Hills	27	4.56	\$47,801	32	4.63	\$58,335	36	4.67	\$64,096	53	3.43	\$62,096	42	3.83	\$61,313
Desert Springs	85	6.76	\$46,046	104	6.04	\$39,617	98	7.54	\$59,966	116	6.03	\$59,388	122	5.20	\$56,386
Henderson Hospital	0	0.00	\$0	0	0.00	\$0	0	0.00	\$0	5	4.80	\$36,973	55	2.67	\$50,470
Mountain View	70	4.73	\$50,235	72	5.04	\$48,473	93	4.41	\$63,234	99	3.72	\$53,156	107	3.90	\$62,169
Mountain's Edge	0	0.00	\$0	0	0.00	\$0	0	0.00	\$0	5	3.00	\$11,734	29	4.41	\$22,175
North Vista	48	3.08	\$30,110	64	3.00	\$45,944	61	2.46	\$38,002	33	3.03	\$27,324	32	2.97	\$26,889
Southern Hills	27	5.44	\$34,972	43	5.67	\$47,899	48	4.98	\$47,508	40	4.80	\$56,690	50	3.60	\$39,503
Spring Valley	57	4.40	\$68,013	46	4.63	\$65,444	77	4.47	\$56,253	65	3.49	\$48,958	97	3.28	\$50,145
St. Rose-Rose de Lima	42	4.83	\$38,524	41	4.46	\$46,589	24	4.29	\$56,276	37	4.24	\$51,814	29	2.86	\$46,591
St. Rose-San Martin	24	4.75	\$39,527	29	3.28	\$37,495	30	5.20	\$61,540	18	3.22	\$43,735	30	4.67	\$62,404
St. Rose-Siena	39	3.21	\$35,558	31	3.97	\$41,473	44	4.77	\$54,037	68	4.88	\$58,125	62	4.50	\$63,435
Summerlin	45	5.38	\$65,493	52	5.02	\$81,320	48	4.50	\$63,994	73	4.42	\$71,682	71	3.76	\$64,615
Sunrise	395	4.13	\$36,094	426	4.61	\$41,585	446	4.19	\$40,839	349	6.18	\$67,613	204	4.14	\$65,961
UMC	207	4.00	\$30,692	170	4.53	\$30,048	136	5.54	\$39,722	148	6.61	\$48,470	169	4.44	\$42,200
Valley	95	4.66	\$57,485	67	8.46	\$80,269	68	3.65	\$40,451	75	3.79	\$51,172	87	3.16	\$55,499
<b>Total</b>	<b>1,161</b>	<b>4.45</b>	<b>\$41,308</b>	<b>1,177</b>	<b>4.89</b>	<b>\$46,050</b>	<b>1,209</b>	<b>4.64</b>	<b>\$47,980</b>	<b>1,184</b>	<b>5.15</b>	<b>\$57,885</b>	<b>1,186</b>	<b>3.98</b>	<b>\$54,287</b>
<b>Washoe</b>															
Carson Tahoe	345	6.68	\$17,950	413	7.20	\$17,584	454	7.15	\$19,379	571	8.11	\$22,997	718	10.18	\$27,361
Northern Nevada	47	5.49	\$42,831	50	4.02	\$32,962	41	4.24	\$34,939	45	5.02	\$45,130	32	4.38	\$63,810
Renown Regional	255	5.15	\$32,296	264	5.50	\$37,306	290	5.35	\$37,546	336	5.43	\$40,247	348	5.95	\$42,273
Renown S. Meadows	37	3.57	\$27,056	27	4.30	\$27,887	28	3.21	\$24,938	42	3.83	\$30,942	71	3.73	\$33,453
Saint Mary's	57	9.42	\$40,907	71	4.45	\$28,354	111	3.17	\$21,489	154	3.72	\$24,823	166	4.18	\$25,606
Sierra Surgery	0	0.00	\$0	0	0.00	\$0	0	0.00	\$0	0	0.00	\$0	0	0.00	\$0
<b>Total</b>	<b>741</b>	<b>6.13</b>	<b>\$26,686</b>	<b>825</b>	<b>6.13</b>	<b>\$26,091</b>	<b>924</b>	<b>5.86</b>	<b>\$26,193</b>	<b>1,148</b>	<b>6.46</b>	<b>\$29,449</b>	<b>1,335</b>	<b>7.85</b>	<b>\$32,228</b>
<b>Rural</b>															
Battle Mountain	0	0.00	\$0	0	0.00	\$0	0	0.00	\$0	1	3.00	\$9,196	2	2.50	\$7,590
Boulder City	3	2.33	\$12,006	3	3.00	\$29,617	3	3.00	\$8,833	2	3.00	\$10,197	2	2.00	\$5,780
Carson Valley	8	2.63	\$15,345	7	3.43	\$18,339	6	2.00	\$17,091	14	3.50	\$22,510	17	4.12	\$25,600
Churchill	18	3.33	\$17,855	12	6.25	\$34,635	7	4.14	\$22,764	16	6.00	\$31,530	10	6.20	\$30,225
Desert View	7	2.57	\$14,340	6	2.17	\$12,521	8	3.00	\$16,904	6	2.00	\$10,803	8	3.75	\$22,931
Grover C. Dils	7	2.71	\$2,460	11	2.91	\$2,873	10	3.30	\$3,780	8	3.25	\$4,493	12	3.33	\$5,479
Humboldt	5	4.20	\$21,970	1	5.00	\$25,046	10	5.90	\$32,586	4	4.00	\$22,743	9	5.00	\$36,073
Incline Village	0	0.00	\$0	0	0.00	\$0	0	0.00	\$0	0	0.00	\$0	0	0.00	\$0
Mesa View	3	1.67	\$13,284	5	2.20	\$13,395	6	3.83	\$16,010	1	3.00	\$18,937	2	2.00	\$17,531
Mount Grant	2	1.50	\$4,771	1	3.00	\$14,228	2	6.00	\$10,804	2	6.00	\$11,813	0	0.00	\$0
Northeastern	17	3.41	\$31,689	25	3.32	\$26,090	26	3.65	\$32,687	20	4.10	\$39,561	6	6.17	\$53,051
Nye	3	1.00	\$2,970	0	0.00	\$0	0	0.00	\$0	0	0.00	\$0	0	0.00	\$0
Pershing	0	0.00	\$0	0	0.00	\$0	1	2.00	\$7,265	0	0.00	\$0	0	0.00	\$0
South Lyon	1	1.00	\$2,786	2	7.00	\$17,788	0	0.00	\$0	3	3.67	\$5,224	1	1.00	\$1,546
William Bee Ririe	5	2.60	\$12,980	1	3.00	\$21,759	1	3.00	\$16,655	2	2.00	\$12,512	3	2.67	\$23,209
<b>Total</b>	<b>79</b>	<b>2.90</b>	<b>\$17,371</b>	<b>74</b>	<b>3.68</b>	<b>\$21,019</b>	<b>80</b>	<b>3.76</b>	<b>\$22,234</b>	<b>79</b>	<b>4.05</b>	<b>\$24,246</b>	<b>72</b>	<b>4.25</b>	<b>\$24,480</b>
<b>All Counties</b>	<b>1,981</b>	<b>5.01</b>	<b>\$34,884</b>	<b>2,076</b>	<b>5.34</b>	<b>\$37,226</b>	<b>2,213</b>	<b>5.12</b>	<b>\$37,953</b>	<b>2,411</b>	<b>5.74</b>	<b>\$43,243</b>	<b>2,593</b>	<b>5.98</b>	<b>\$42,102</b>

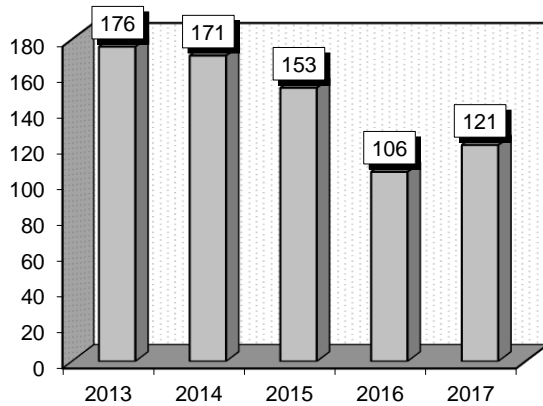
### Traumatic Injury (913-914)

**Diagnoses:** that frequently accompanied Traumatic Injury were: 1) Unspecified essential hypertension (4019), 2) Head injury, unspecified (95901), 3) Acute respiratory failure (51881), 4) Angioneurotic edema, not elsewhere classified (9951).

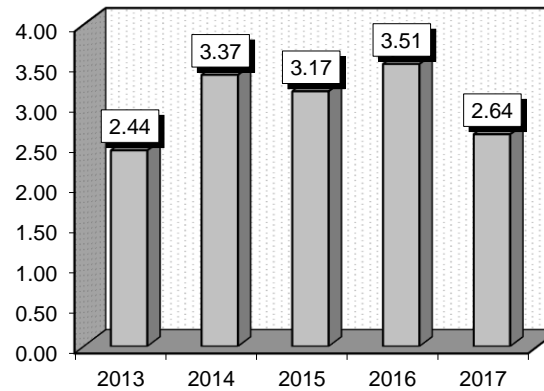
**Definitions:** **Trauma:** An injury, physical or mental. **Hypertension:** High blood pressure. **Closure of skin and subcutaneous tissue:** Suture or stitches used to close the injured tissue surrounding the wound.

Gender	2013			2014			2015			2016			2017		
	Cases	Avg LOS	Avg Bill	Cases	Avg LOS	Avg Bill	Cases	Avg LOS	Avg Bill	Cases	Avg LOS	Avg Bill	Cases	Avg LOS	Avg Bill
Male	106	2.04	\$30,554	109	3.13	\$38,707	84	3.15	\$42,605	61	3.62	\$53,890	74	2.73	\$57,519
Female	70	3.04	\$32,907	62	3.81	\$42,678	69	3.19	\$44,670	45	3.36	\$43,119	47	2.49	\$43,400
Age Group	Cases	Avg LOS	Avg Bill	Cases	Avg LOS	Avg Bill	Cases	Avg LOS	Avg Bill	Cases	Avg LOS	Avg Bill	Cases	Avg LOS	Avg Bill
0-17	22	1.64	\$21,446	12	1.50	\$13,972	12	3.42	\$39,054	9	1.67	\$30,331	7	1.71	\$38,598
18-35	42	2.02	\$33,452	34	2.68	\$36,071	32	2.34	\$41,341	15	2.00	\$45,661	26	2.38	\$46,480
36-49	33	2.39	\$30,792	23	2.83	\$35,578	24	2.17	\$37,410	23	2.48	\$44,949	17	2.18	\$53,767
50-64	22	3.36	\$43,179	48	3.29	\$43,766	38	3.82	\$43,959	12	7.00	\$61,202	17	4.35	\$80,064
65+	57	2.72	\$29,813	54	4.54	\$47,258	47	3.66	\$48,963	47	3.96	\$53,224	54	2.48	\$47,083
<b>Total</b>	<b>176</b>	<b>2.44</b>	<b>\$31,490</b>	<b>171</b>	<b>3.37</b>	<b>\$40,147</b>	<b>153</b>	<b>3.17</b>	<b>\$43,536</b>	<b>106</b>	<b>3.51</b>	<b>\$49,318</b>	<b>121</b>	<b>2.64</b>	<b>\$52,035</b>

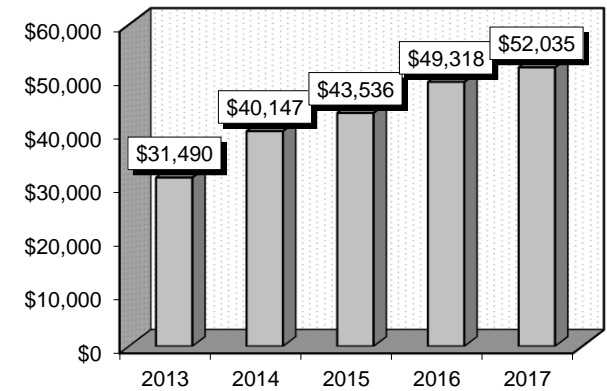
**Patient Discharges (Cases)**



**Average Length of Stay (Avg LOS)**



**Average Billed Charges (Avg Bill)**



County / Hospital	2013			2014			2015			2016			2017		
	Cases	Avg LOS	Avg Bill	Cases	Avg LOS	Avg Bill	Cases	Avg LOS	Avg Bill	Cases	Avg LOS	Avg Bill	Cases	Avg LOS	Avg Bill
<b>Clark</b>															
Centennial Hills	4	2.00	\$36,953	1	5.00	\$71,285	4	5.50	\$81,212	0	0.00	\$0	2	4.00	\$64,425
Desert Springs	5	4.80	\$41,682	8	3.50	\$35,958	4	8.50	\$66,504	3	6.67	\$91,644	5	3.80	\$60,864
Henderson Hospital	0	0.00	\$0	0	0.00	\$0	0	0.00	\$0	0	0.00	\$0	5	1.20	\$42,375
Mountain View	9	2.89	\$38,982	13	3.54	\$59,018	12	2.83	\$40,589	9	2.44	\$50,641	8	1.75	\$40,379
Mountain's Edge	0	0.00	\$0	0	0.00	\$0	0	0.00	\$0	0	0.00	\$0	0	0.00	\$0
North Vista	3	3.33	\$35,623	1	1.00	\$6,725	0	0.00	\$0	1	1.00	\$8,890	0	0.00	\$0
Southern Hills	2	1.50	\$25,565	1	2.00	\$55,523	6	2.17	\$38,623	1	1.00	\$19,362	1	1.00	\$3,457
Spring Valley	4	2.25	\$45,687	7	2.57	\$40,873	8	2.50	\$44,034	5	3.20	\$48,176	10	3.80	\$83,408
St. Rose-Rose de Lima	13	3.69	\$32,901	3	4.33	\$50,710	1	10.00	\$94,233	1	13.00	\$111,334	0	0.00	\$0
St. Rose-San Martin	2	2.00	\$34,568	1	8.00	\$73,581	1	1.00	\$14,319	0	0.00	\$0	0	0.00	\$0
St. Rose-Siena	6	1.67	\$29,944	6	2.67	\$28,547	8	2.13	\$45,252	4	3.75	\$41,414	3	2.33	\$64,017
Summerlin	12	2.58	\$37,627	5	3.80	\$77,303	11	3.18	\$50,504	2	2.50	\$48,214	9	2.67	\$61,358
Sunrise	25	1.80	\$32,536	34	3.79	\$49,804	26	4.12	\$57,436	18	3.56	\$68,998	15	2.87	\$83,775
UMC	35	2.46	\$30,109	33	3.33	\$32,617	26	2.35	\$38,414	24	3.04	\$53,164	31	2.74	\$42,662
Valley	5	3.40	\$43,070	4	6.00	\$72,273	6	2.33	\$59,631	6	1.83	\$31,101	11	2.73	\$47,278
<b>Total</b>	<b>125</b>	<b>2.57</b>	<b>\$34,067</b>	<b>117</b>	<b>3.58</b>	<b>\$45,443</b>	<b>113</b>	<b>3.26</b>	<b>\$49,008</b>	<b>74</b>	<b>3.26</b>	<b>\$55,105</b>	<b>100</b>	<b>2.75</b>	<b>\$56,491</b>
<b>Washoe</b>															
Carson Tahoe	5	2.40	\$19,244	7	1.71	\$13,713	5	3.80	\$31,588	1	2.00	\$14,088	1	1.00	\$15,540
Northern Nevada	1	1.00	\$8,228	2	1.50	\$28,124	0	0.00	\$0	2	4.00	\$48,566	1	1.00	\$31,707
Renown Regional	19	2.32	\$40,516	22	3.23	\$42,082	17	2.41	\$32,443	14	3.00	\$44,920	11	2.82	\$45,515
Renown S. Meadows	1	1.00	\$10,861	3	4.00	\$22,514	3	2.00	\$14,728	0	0.00	\$0	1	1.00	\$20,834
Saint Mary's	10	2.20	\$24,092	9	3.11	\$22,279	6	2.67	\$18,735	8	4.50	\$26,162	2	1.00	\$20,065
Sierra Surgery	0	0.00	\$0	0	0.00	\$0	0	0.00	\$0	0	0.00	\$0	0	0.00	\$0
<b>Total</b>	<b>36</b>	<b>2.22</b>	<b>\$31,279</b>	<b>43</b>	<b>2.93</b>	<b>\$31,305</b>	<b>31</b>	<b>2.65</b>	<b>\$27,937</b>	<b>25</b>	<b>3.52</b>	<b>\$37,976</b>	<b>16</b>	<b>2.25</b>	<b>\$38,055</b>
<b>Rural</b>															
Battle Mountain	0	0.00	\$0	0	0.00	\$0	0	0.00	\$0	0	0.00	\$0	0	0.00	\$0
Boulder City	0	0.00	\$0	0	0.00	\$0	0	0.00	\$0	1	17.00	\$47,563	0	0.00	\$0
Carson Valley	2	4.00	\$39,878	0	0.00	\$0	0	0.00	\$0	1	11.00	\$46,610	0	0.00	\$0
Churchill	2	2.00	\$9,548	0	0.00	\$0	1	3.00	\$21,415	0	0.00	\$0	0	0.00	\$0
Desert View	4	1.50	\$9,599	1	1.00	\$4,806	1	4.00	\$30,469	1	3.00	\$24,466	1	1.00	\$10,655
Grover C. Dils	0	0.00	\$0	0	0.00	\$0	0	0.00	\$0	1	3.00	\$7,771	0	0.00	\$0
Humboldt	0	0.00	\$0	1	1.00	\$12,351	0	0.00	\$0	0	0.00	\$0	1	2.00	\$7,554
Incline Village	0	0.00	\$0	0	0.00	\$0	0	0.00	\$0	0	0.00	\$0	0	0.00	\$0
Mesa View	0	0.00	\$0	0	0.00	\$0	0	0.00	\$0	1	1.00	\$19,938	0	0.00	\$0
Mount Grant	0	0.00	\$0	0	0.00	\$0	1	4.00	\$11,722	0	0.00	\$0	2	2.00	\$4,307
Northeastern	0	0.00	\$0	6	3.33	\$23,295	6	4.00	\$32,244	2	4.00	\$27,090	1	1.00	\$11,452
Nye	6	1.00	\$1,442	0	0.00	\$0	0	0.00	\$0	0	0.00	\$0	0	0.00	\$0
Pershing	0	0.00	\$0	0	0.00	\$0	0	0.00	\$0	0	0.00	\$0	0	0.00	\$0
South Lyon	1	4.00	\$11,871	1	3.00	\$8,650	0	0.00	\$0	0	0.00	\$0	0	0.00	\$0
William Bee Ririe	0	0.00	\$0	2	3.50	\$18,264	0	0.00	\$0	0	0.00	\$0	0	0.00	\$0
<b>Total</b>	<b>15</b>	<b>1.87</b>	<b>\$10,518</b>	<b>11</b>	<b>2.91</b>	<b>\$18,373</b>	<b>9</b>	<b>3.89</b>	<b>\$28,563</b>	<b>7</b>	<b>6.14</b>	<b>\$28,647</b>	<b>5</b>	<b>1.60</b>	<b>\$7,655</b>
<b>All Counties</b>	<b>176</b>	<b>2.44</b>	<b>\$31,490</b>	<b>171</b>	<b>3.37</b>	<b>\$40,147</b>	<b>153</b>	<b>3.17</b>	<b>\$43,536</b>	<b>106</b>	<b>3.51</b>	<b>\$49,318</b>	<b>121</b>	<b>2.64</b>	<b>\$52,035</b>

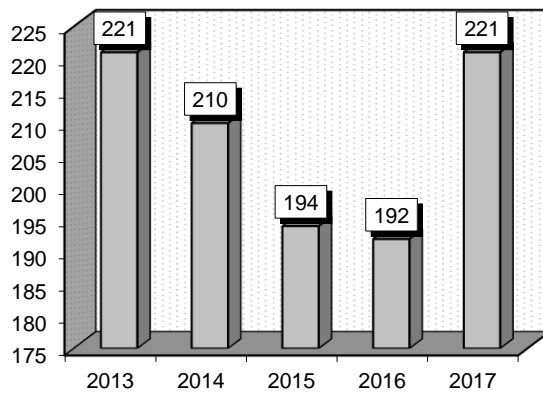
### Allergic Reactions (915-916)

**Diagnoses:** that frequently accompanied Allergic Reactions were: 1) Acute respiratory failure (51881), 2) Angioneurotic edema, not elsewhere classified (9951), 3) Unspecified essential hypertension (4019), 4) Other anaphylactic reaction (9950).

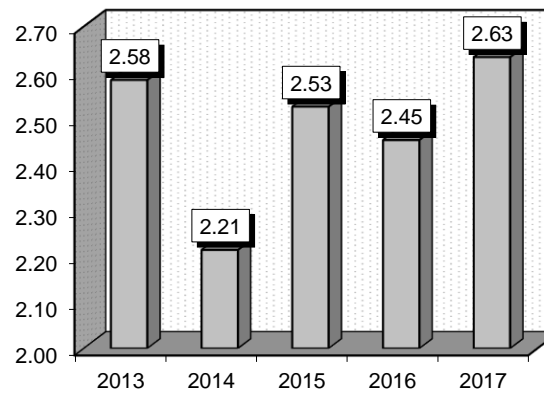
**Definitions: angioedema:** The rapid swelling of the dermis, subcutaneous tissue, mucosa and submucosal tissues. **Anaphylactic shock:** A serious and profound state of shock brought about by hypersensitivity (anaphylaxis) to an allergen such as a drug, foreign protein, or toxin.

Gender	2013			2014			2015			2016			2017		
	Cases	Avg LOS	Avg Bill	Cases	Avg LOS	Avg Bill	Cases	Avg LOS	Avg Bill	Cases	Avg LOS	Avg Bill	Cases	Avg LOS	Avg Bill
Male	91	2.76	\$35,057	88	2.07	\$28,341	84	2.11	\$30,220	73	2.08	\$34,542	91	2.98	\$49,184
Female	130	2.46	\$29,868	122	2.32	\$28,763	110	2.85	\$41,099	119	2.68	\$41,478	130	2.39	\$39,556
Age Group	Cases	Avg LOS	Avg Bill	Cases	Avg LOS	Avg Bill	Cases	Avg LOS	Avg Bill	Cases	Avg LOS	Avg Bill	Cases	Avg LOS	Avg Bill
0-17	27	1.44	\$18,650	22	1.50	\$13,613	34	1.38	\$13,920	21	1.29	\$15,894	26	1.35	\$14,454
18-35	25	2.44	\$30,742	24	2.21	\$28,578	17	3.00	\$37,232	21	2.71	\$38,053	30	2.27	\$42,216
36-49	42	2.67	\$33,033	42	1.86	\$27,975	32	2.50	\$38,137	31	2.35	\$41,555	41	3.27	\$53,240
50-64	66	2.71	\$33,022	56	2.18	\$31,652	56	2.23	\$29,664	58	2.43	\$37,795	60	2.65	\$47,466
65+	61	2.95	\$36,626	66	2.71	\$31,369	55	3.40	\$55,848	61	2.84	\$46,628	64	2.91	\$46,015
<b>Total</b>	<b>221</b>	<b>2.58</b>	<b>\$32,005</b>	<b>210</b>	<b>2.21</b>	<b>\$28,587</b>	<b>194</b>	<b>2.53</b>	<b>\$36,389</b>	<b>192</b>	<b>2.45</b>	<b>\$38,841</b>	<b>221</b>	<b>2.63</b>	<b>\$43,521</b>

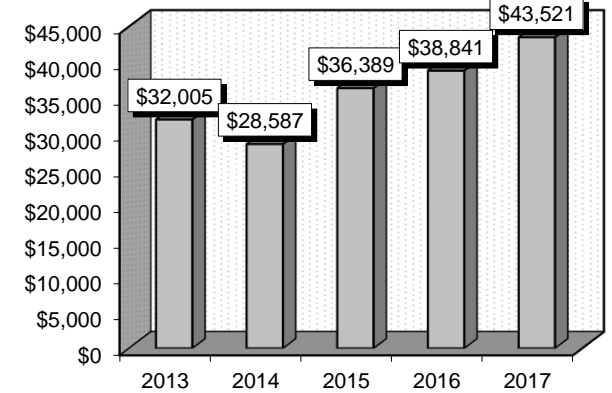
Patient Discharges (Cases)



Average Length of Stay (Avg LOS)



Average Billed Charges (Avg Bill)



County / Hospital	2013			2014			2015			2016			2017		
	Cases	Avg LOS	Avg Bill	Cases	Avg LOS	Avg Bill	Cases	Avg LOS	Avg Bill	Cases	Avg LOS	Avg Bill	Cases	Avg LOS	Avg Bill
<b>Clark</b>															
Centennial Hills	5	2.80	\$48,042	9	1.56	\$25,894	8	3.00	\$48,958	10	1.20	\$27,761	3	2.00	\$37,493
Desert Springs	4	1.50	\$18,739	6	7.83	\$81,927	8	2.63	\$49,018	7	2.29	\$41,307	12	6.50	\$116,604
Henderson Hospital	0	0.00	\$0	0	0.00	\$0	0	0.00	\$0	0	0.00	\$0	5	1.80	\$27,734
Mountain View	19	3.79	\$71,316	21	2.10	\$38,689	12	2.58	\$45,886	19	2.89	\$62,335	20	2.15	\$55,112
Mountain's Edge	0	0.00	\$0	0	0.00	\$0	0	0.00	\$0	0	0.00	\$0	0	0.00	\$0
North Vista	5	4.20	\$27,233	10	2.90	\$46,751	11	1.73	\$17,805	13	1.38	\$18,729	9	1.44	\$17,383
Southern Hills	5	1.40	\$10,871	6	2.00	\$19,633	4	1.00	\$16,380	2	3.50	\$38,344	3	1.67	\$28,497
Spring Valley	3	1.00	\$5,712	6	3.17	\$58,483	4	5.75	\$117,194	3	5.33	\$79,186	5	1.80	\$43,134
St. Rose-Rose de Lima	10	3.70	\$53,315	5	1.80	\$24,357	8	3.50	\$57,478	6	3.67	\$71,300	4	3.25	\$65,367
St. Rose-San Martin	3	2.00	\$29,985	0	0.00	\$0	4	5.50	\$81,620	1	3.00	\$40,381	7	3.00	\$36,947
St. Rose-Siena	18	4.11	\$41,712	14	2.14	\$28,771	18	2.11	\$31,982	10	3.50	\$39,218	19	2.32	\$43,769
Summerlin	7	2.43	\$36,034	18	1.72	\$25,284	9	1.89	\$24,728	8	2.13	\$34,321	11	3.27	\$57,725
Sunrise	27	2.33	\$34,703	36	1.92	\$26,275	31	2.48	\$40,544	38	2.45	\$46,905	26	2.04	\$44,580
UMC	37	2.49	\$19,848	23	1.96	\$17,057	27	2.07	\$24,031	15	1.87	\$29,464	26	2.19	\$39,589
Valley	17	3.47	\$57,723	7	2.14	\$33,394	11	2.45	\$52,694	15	2.93	\$50,468	11	2.91	\$60,134
<b>Total</b>	<b>160</b>	<b>2.94</b>	<b>\$38,479</b>	<b>161</b>	<b>2.26</b>	<b>\$31,211</b>	<b>155</b>	<b>2.50</b>	<b>\$39,577</b>	<b>147</b>	<b>2.49</b>	<b>\$43,708</b>	<b>161</b>	<b>2.60</b>	<b>\$49,980</b>
<b>Washoe</b>															
Carson Tahoe	9	1.44	\$9,110	4	1.50	\$11,373	4	1.75	\$13,576	5	2.00	\$13,734	8	3.63	\$43,771
Northern Nevada	4	1.00	\$10,945	3	4.00	\$62,797	1	1.00	\$15,871	2	2.00	\$35,001	5	1.00	\$21,660
Renown Regional	19	1.47	\$17,207	19	2.26	\$19,337	16	2.50	\$22,610	21	2.29	\$23,906	28	3.54	\$27,621
Renown S. Meadows	6	2.50	\$26,269	7	1.71	\$19,989	2	2.00	\$18,921	2	3.00	\$28,839	3	2.00	\$42,013
Saint Mary's	10	1.60	\$11,071	7	1.43	\$10,180	10	3.40	\$29,276	13	2.62	\$22,955	6	1.50	\$13,681
Sierra Surgery	0	0.00	\$0	0	0.00	\$0	0	0.00	\$0	0	0.00	\$0	0	0.00	\$0
<b>Total</b>	<b>48</b>	<b>1.58</b>	<b>\$15,021</b>	<b>40</b>	<b>2.08</b>	<b>\$20,312</b>	<b>33</b>	<b>2.61</b>	<b>\$23,107</b>	<b>43</b>	<b>2.37</b>	<b>\$23,181</b>	<b>50</b>	<b>2.96</b>	<b>\$28,799</b>
<b>Rural</b>															
Battle Mountain	0	0.00	\$0	0	0.00	\$0	0	0.00	\$0	0	0.00	\$0	0	0.00	\$0
Boulder City	0	0.00	\$0	0	0.00	\$0	0	0.00	\$0	0	0.00	\$0	0	0.00	\$0
Carson Valley	1	2.00	\$14,334	1	2.00	\$29,303	0	0.00	\$0	0	0.00	\$0	3	1.33	\$9,152
Churchill	3	1.00	\$12,792	3	1.00	\$7,480	0	0.00	\$0	1	1.00	\$14,534	3	2.00	\$12,851
Desert View	1	7.00	\$32,148	1	3.00	\$23,018	1	3.00	\$27,447	0	0.00	\$0	1	1.00	\$5,471
Grover C. Dils	0	0.00	\$0	0	0.00	\$0	0	0.00	\$0	0	0.00	\$0	0	0.00	\$0
Humboldt	1	1.00	\$21,378	0	0.00	\$0	0	0.00	\$0	0	0.00	\$0	0	0.00	\$0
Incline Village	0	0.00	\$0	0	0.00	\$0	0	0.00	\$0	0	0.00	\$0	0	0.00	\$0
Mesa View	1	1.00	\$20,294	2	1.00	\$7,280	1	5.00	\$46,211	0	0.00	\$0	0	0.00	\$0
Mount Grant	0	0.00	\$0	0	0.00	\$0	0	0.00	\$0	0	0.00	\$0	0	0.00	\$0
Northeastern	4	2.00	\$16,594	2	4.00	\$38,218	2	3.50	\$41,041	1	2.00	\$21,036	3	1.33	\$19,936
Nye	2	1.00	\$1,288	0	0.00	\$0	0	0.00	\$0	0	0.00	\$0	0	0.00	\$0
Pershing	0	0.00	\$0	0	0.00	\$0	0	0.00	\$0	0	0.00	\$0	0	0.00	\$0
South Lyon	0	0.00	\$0	0	0.00	\$0	1	1.00	\$2,780	0	0.00	\$0	0	0.00	\$0
William Bee Ririe	0	0.00	\$0	0	0.00	\$0	1	1.00	\$3,887	0	0.00	\$0	0	0.00	\$0
<b>Total</b>	<b>13</b>	<b>1.85</b>	<b>\$15,037</b>	<b>9</b>	<b>2.00</b>	<b>\$18,417</b>	<b>6</b>	<b>2.83</b>	<b>\$27,068</b>	<b>2</b>	<b>1.50</b>	<b>\$17,785</b>	<b>10</b>	<b>1.50</b>	<b>\$13,129</b>
<b>All Counties</b>	<b>221</b>	<b>2.58</b>	<b>\$32,005</b>	<b>210</b>	<b>2.21</b>	<b>\$28,587</b>	<b>194</b>	<b>2.53</b>	<b>\$36,389</b>	<b>192</b>	<b>2.45</b>	<b>\$38,841</b>	<b>221</b>	<b>2.63</b>	<b>\$43,521</b>

### Poisoning & Toxic Effects Of Drugs (917-918)

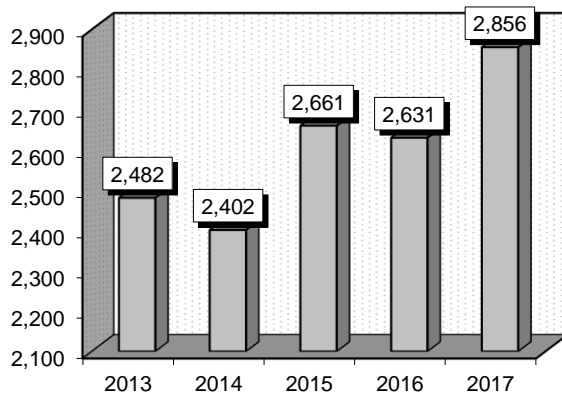
**Diagnoses:** that frequently accompanied Poisoning & Toxic Effects Of Drugs were: 1) Tobacco use disorder (3051), 2) Depressive disorder, not elsewhere classified (311), 3) Unspecified essential hypertension (4019), 4) Altered mental status (78097), 5) Poisoning by benzodiazepine-based tranquilizers (9694), 6) Anxiety state, unspecified (30000), 7) Hypopotassemia (2768), 8) Poisoning by aromatic analgesics, not elsewhere classified (9654), 9) Suicidal ideation (V6284).

**Definitions:** **Hypertension:** High blood pressure. **Psychotropic:** Exerting an effect on the mind; capable of modifying mental activity; said especially of drugs. **Hypopotassemia:** A deficiency of potassium in the blood. **Bipolar disorder:** Previously referred to as manic depressive illness, characterized by the occurrence of mania (euphoria) alternating with bouts of depression.

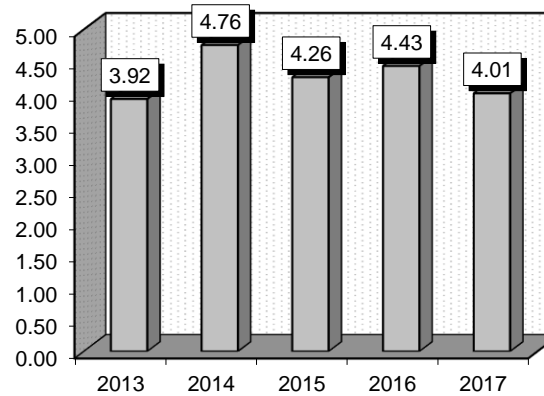
**Comment:** Poisoning is a condition produced by the ingestion of, injection of, inhalation of, or exposure to a poisonous substance. According to the Center for Disease Control and Prevention, a poisoning is a poison exposure that results in bodily harm. Poison exposures can occur by accident without intent, these exposures are defined as unintentional poisonings. Poison exposures can be the result of a conscious, willful decision, defined as intentional poisonings. Identification of the poison and presentation of a container label are critical to diagnosis and treatment.

Gender	2013			2014			2015			2016			2017		
	Cases	Avg LOS	Avg Bill	Cases	Avg LOS	Avg Bill	Cases	Avg LOS	Avg Bill	Cases	Avg LOS	Avg Bill	Cases	Avg LOS	Avg Bill
Male	1,072	4.17	\$50,052	1,085	5.04	\$61,669	1,172	4.53	\$61,703	1,152	4.19	\$58,697	1,269	3.99	\$56,108
Female	1,410	3.73	\$44,914	1,317	4.53	\$51,227	1,489	4.04	\$53,160	1,479	4.62	\$58,679	1,587	4.02	\$58,422
Age Group	Cases	Avg LOS	Avg Bill	Cases	Avg LOS	Avg Bill	Cases	Avg LOS	Avg Bill	Cases	Avg LOS	Avg Bill	Cases	Avg LOS	Avg Bill
0-17	245	1.61	\$18,577	231	1.99	\$26,654	264	2.31	\$29,883	241	2.10	\$28,724	295	1.92	\$28,027
18-35	647	3.91	\$40,496	617	4.19	\$48,242	668	3.78	\$46,892	684	3.91	\$53,950	740	3.87	\$51,590
36-49	543	4.08	\$49,828	525	5.26	\$57,451	568	4.71	\$63,330	541	5.00	\$61,826	584	4.02	\$58,113
50-64	687	4.56	\$57,736	653	5.62	\$68,207	740	4.76	\$65,363	704	5.07	\$64,612	733	4.53	\$67,056
65+	360	4.03	\$54,197	376	5.19	\$63,172	421	4.76	\$66,315	461	4.80	\$68,646	504	4.67	\$68,219
<b>Total</b>	<b>2,482</b>	<b>3.92</b>	<b>\$47,133</b>	<b>2,402</b>	<b>4.76</b>	<b>\$55,943</b>	<b>2,661</b>	<b>4.26</b>	<b>\$56,923</b>	<b>2,631</b>	<b>4.43</b>	<b>\$58,687</b>	<b>2,856</b>	<b>4.01</b>	<b>\$57,394</b>

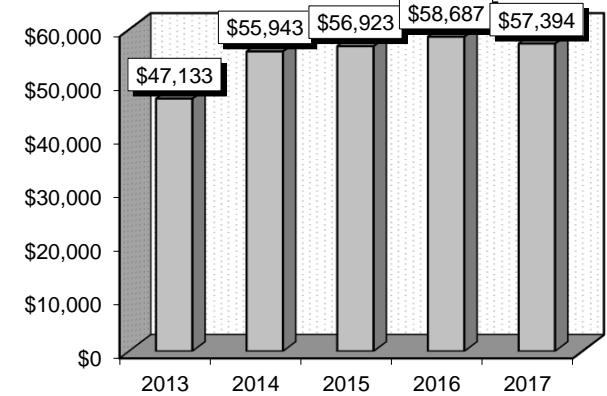
Patient Discharges (Cases)



Average Length of Stay (Avg LOS)



Average Billed Charges (Avg Bill)





County / Hospital	2013			2014			2015			2016			2017		
	Cases	Avg LOS	Avg Bill	Cases	Avg LOS	Avg Bill	Cases	Avg LOS	Avg Bill	Cases	Avg LOS	Avg Bill	Cases	Avg LOS	Avg Bill
<b>Clark</b>															
Centennial Hills	104	3.72	\$51,307	120	4.43	\$56,366	132	3.61	\$58,751	121	4.12	\$68,915	154	3.71	\$70,425
Desert Springs	124	5.52	\$69,120	160	6.38	\$79,056	127	4.46	\$75,199	128	5.48	\$83,385	175	4.52	\$76,037
Henderson Hospital	0	0.00	\$0	0	0.00	\$0	0	0.00	\$0	4	3.75	\$87,903	108	3.84	\$71,308
Mountain View	167	4.21	\$59,483	174	5.24	\$83,045	186	4.19	\$69,005	211	4.63	\$75,853	155	3.39	\$71,714
Mountain's Edge	0	0.00	\$0	0	0.00	\$0	0	0.00	\$0	0	0.00	\$0	0	0.00	\$0
North Vista	74	7.22	\$80,227	70	5.13	\$47,020	96	3.39	\$33,418	93	3.47	\$37,161	91	3.97	\$39,119
Southern Hills	53	4.34	\$52,303	65	4.60	\$50,834	74	4.77	\$61,352	77	3.91	\$59,046	73	4.12	\$65,818
Spring Valley	132	5.19	\$67,285	93	4.62	\$77,633	126	4.00	\$72,836	96	4.07	\$71,167	149	3.85	\$67,536
St. Rose-Rose de Lima	81	3.90	\$48,621	85	5.82	\$72,251	81	5.16	\$73,283	92	5.48	\$88,258	65	4.08	\$68,568
St. Rose-San Martin	45	4.18	\$44,222	38	3.89	\$42,186	45	2.91	\$40,564	42	4.40	\$62,309	42	4.52	\$64,199
St. Rose-Siena	107	3.16	\$39,749	110	3.60	\$51,303	122	4.58	\$69,480	161	3.68	\$53,948	144	3.35	\$53,204
Summerlin	156	3.38	\$50,157	141	4.54	\$64,624	149	3.73	\$60,706	149	3.60	\$70,099	188	3.23	\$62,231
Sunrise	311	4.51	\$59,915	319	6.36	\$80,769	427	5.68	\$83,643	307	5.10	\$90,485	283	4.52	\$80,334
UMC	207	3.64	\$29,387	155	4.98	\$35,307	175	3.54	\$36,566	197	3.64	\$41,887	199	4.06	\$48,538
Valley	174	5.00	\$72,169	123	5.61	\$74,682	172	4.31	\$65,656	161	4.02	\$66,531	199	3.95	\$72,364
<b>Total</b>	<b>1,735</b>	<b>4.39</b>	<b>\$55,741</b>	<b>1,653</b>	<b>5.28</b>	<b>\$66,910</b>	<b>1,912</b>	<b>4.42</b>	<b>\$65,772</b>	<b>1,839</b>	<b>4.33</b>	<b>\$68,957</b>	<b>2,025</b>	<b>3.93</b>	<b>\$66,521</b>
<b>Washoe</b>															
Carson Tahoe	107	2.59	\$24,854	117	2.99	\$27,171	109	3.27	\$29,799	88	3.09	\$30,073	111	3.27	\$33,736
Northern Nevada	47	2.64	\$38,128	36	4.08	\$54,736	39	4.15	\$62,893	37	3.65	\$47,302	48	2.73	\$49,112
Renown Regional	353	3.34	\$32,608	358	4.07	\$35,209	372	4.25	\$38,790	398	5.88	\$41,762	440	4.96	\$38,754
Renown S. Meadows	21	2.95	\$29,150	14	2.07	\$24,020	17	2.18	\$24,880	22	3.36	\$25,341	29	3.52	\$34,229
Saint Mary's	130	2.23	\$16,958	125	3.66	\$28,191	129	3.89	\$26,012	179	3.83	\$25,113	150	3.75	\$25,139
Sierra Surgery	0	0.00	\$0	0	0.00	\$0	0	0.00	\$0	0	0.00	\$0	0	0.00	\$0
<b>Total</b>	<b>658</b>	<b>2.94</b>	<b>\$28,539</b>	<b>650</b>	<b>3.75</b>	<b>\$33,253</b>	<b>666</b>	<b>3.96</b>	<b>\$35,900</b>	<b>724</b>	<b>4.84</b>	<b>\$36,009</b>	<b>778</b>	<b>4.29</b>	<b>\$35,883</b>
<b>Rural</b>															
Battle Mountain	0	0.00	\$0	0	0.00	\$0	0	0.00	\$0	0	0.00	\$0	1	1.00	\$16,575
Boulder City	2	2.00	\$11,741	7	7.14	\$15,793	2	4.50	\$15,820	7	3.00	\$10,004	0	0.00	\$0
Carson Valley	4	1.75	\$7,553	3	2.33	\$16,574	9	3.89	\$19,812	11	2.82	\$27,268	8	3.88	\$27,549
Churchill	11	1.45	\$11,981	12	2.58	\$19,328	21	2.86	\$20,193	8	2.13	\$12,713	15	3.60	\$21,396
Desert View	2	1.00	\$6,519	11	2.64	\$17,525	3	1.67	\$9,704	1	55.00	\$230,407	2	2.00	\$17,085
Grover C. Dils	0	0.00	\$0	1	1.00	\$2,879	1	3.00	\$8,267	1	2.00	\$9,662	0	0.00	\$0
Humboldt	7	2.29	\$14,699	4	1.25	\$5,147	4	5.50	\$45,070	0	0.00	\$0	5	2.80	\$19,614
Incline Village	0	0.00	\$0	0	0.00	\$0	0	0.00	\$0	0	0.00	\$0	0	0.00	\$0
Mesa View	9	3.00	\$18,114	10	2.40	\$13,781	7	2.57	\$18,125	4	2.75	\$23,447	5	2.40	\$14,974
Mount Grant	1	5.00	\$13,761	0	0.00	\$0	3	3.00	\$5,393	6	2.00	\$2,460	2	2.00	\$4,550
Northeastern	45	1.80	\$19,894	47	2.40	\$28,798	32	2.22	\$24,794	26	1.88	\$25,667	14	2.36	\$36,622
Nye	1	1.00	\$424	0	0.00	\$0	0	0.00	\$0	0	0.00	\$0	0	0.00	\$0
Pershing	0	0.00	\$0	0	0.00	\$0	0	0.00	\$0	0	0.00	\$0	0	0.00	\$0
South Lyon	0	0.00	\$0	1	6.00	\$16,319	0	0.00	\$0	0	0.00	\$0	1	1.00	\$8,548
William Bee Ririe	7	3.14	\$17,311	3	2.33	\$14,683	1	4.00	\$17,168	4	1.75	\$8,675	0	0.00	\$0
<b>Total</b>	<b>89</b>	<b>2.03</b>	<b>\$16,798</b>	<b>99</b>	<b>2.76</b>	<b>\$21,820</b>	<b>83</b>	<b>2.84</b>	<b>\$21,751</b>	<b>68</b>	<b>3.01</b>	<b>\$22,388</b>	<b>53</b>	<b>2.91</b>	<b>\$24,441</b>
<b>All Counties</b>	<b>2,482</b>	<b>3.92</b>	<b>\$47,133</b>	<b>2,402</b>	<b>4.76</b>	<b>\$55,943</b>	<b>2,661</b>	<b>4.26</b>	<b>\$56,923</b>	<b>2,631</b>	<b>4.43</b>	<b>\$58,687</b>	<b>2,856</b>	<b>4.01</b>	<b>\$57,394</b>

